NK series

Subminiature slide switches



DISTINCTIVE FEATURES

The smallest changeover
Flush and raised actuators
Straight PC and right angle terminals



ENVIRONMENTAL SPECIFICATIONS

- Operating temperature : -40 °C to +85 °C (-40 °F to +185 °F)
- Moisture test : 21 days at 95 % RH (IEC 68-2-3)

ELECTRICAL SPECIFICATIONS

- Max. current/voltage rating with resistive load : 0.5 A 12 V
- Minimum load : 1 mA 10 mV
- Initial contact resistance : 20 mΩ max.
- Insulation resistance : 10,000 MΩ min. at 500 VDC
- Dielectric strength :
  250 Vrms. 50 Hz min. between terminals
  2,000 Vrms 50 Hz min. between adjacent poles of switches placed side by side
- Electrical life with nominal load : 2,000 cycles
- Capacitance : < 1.5 pF

GENERAL SPECIFICATIONS

- Soldering temperature : 250 °C (482 °F) for 5 sec. max.
- Wave solderable : flux sealed
- End stackable, 2.54 (.100) terminal to terminal pitch - 4 switches max., hole dia. 1 mm (.039)
- Travel : 1.6 mm (.062)

MATERIALS

- Case : PA6/6, glass filled, UL94-V0
- Actuator : PA6/6, glass filled, UL94-V0
- Contacts : gold over nickel

APEM products may be recycled at end-of-life for the re-claiming of valuable metal components.

The company reserves the right to change specifications without notice.

EXAMPLES OF LAYOUT

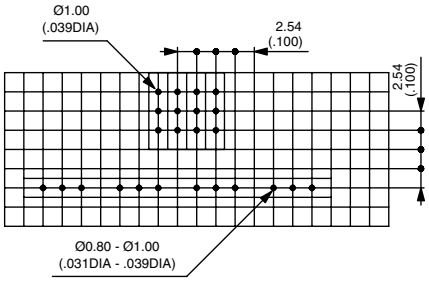

NK series

Subminiature slide switches

STRAIGHT PC TERMINALS



	I 1-3		II 1-2
Flush actuator			
NK236	ON	-	ON
Raised actuator			
NK236H	ON	-	ON

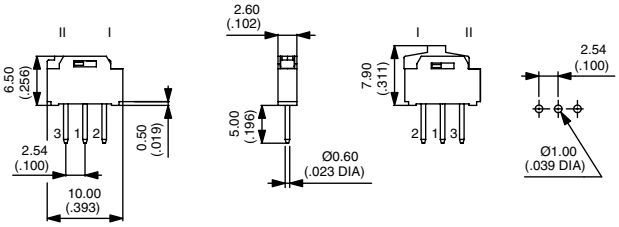

RIGHT ANGLE TERMINALS



	I 1-3		II 1-2
Flush actuator			
NK236W	ON	-	ON
Raised actuator			
NK236WH	ON	-	ON

