OMRON

Ultra-small Tactile Switch (SMT) | B3U

Ultra-small Surface-mounting Tactile Switches with High Contact Reliability (1.2 × 3 × 2.5 mm (H × W × D)



- Smallest class in the industry for high-density mounting of compact devices.
- Surface mounted: Ideal for high-density mounting.
- Models with ground terminals are available for protection against static electricity.
- Available on embossed tape: Ideal for automatic mounting.

RoHS Compliant

■ List of Models

Operation type	Contact material	Height	Operating force (OF)	Plunger color	Locating pin	Embossed taping (standard quantity)			Embossed taping (small quantity)		
						Without ground terminal	With ground terminal	Minimum packing unit	Without ground terminal	With ground terminal	Minimum packing unit
B3U-1000 Series: Top-actuated	Silver plated	1.6 mm	1.5 N {153 gf}	Black	Without boss	B3U-1000P	B3U-1100P	3,500	B3U-1000PM	B3U-1100PM	1,000
					With boss	B3U-1000P-B	B3U-1100P-B		B3U-1000PM-B	B3U-1100PM-B	
B3U-3000 Series: Side-actuated		3.2 mm	1.59 N {162 gf}		Without boss	B3U-3000P	B3U-3100P	4,000	B3U-3000PM	B3U-3100PM	1,000
					With boss	B3U-3000P-B	B3U-3100P-B		B3U-3000PM-B	B3U-3100PM-B	

Note: Orders must be made in multiples of the order unit specified above.

■ Ratings/Characteristics

Item \ Operation type	Top-actuated (B3U-1000 Series)	Side-actuated (B3U-3000 Series)
Rating (resistive load)	1 to 50 mA, 3 to 12 VDC	
Minimum applicable load (reference value)	10 μA at 1 VDC (resistive load)	
Ambient operating temperature	-25°C to +70°C at 60%RH max. (with no icing or condensation)	
Ambient operating humidity	35% to 85% (at +5 to +35°C)	
Contact form	SPST-NO	
Contact resistance (initial value)	100 mΩ max.	
Insulation resistance	100 MΩ min. (at 100 VDC with insulation tester)	
Dielectric strength	250 VAC, 50/60 Hz for 1 min	
Bounce time	5 ms max.	
Vibration resistance	10 to 55 Hz, 1.5 mm double amplitude	
Shock resistance	1,000 m/s^2 max.	
Durability	200,000 operations min.	100,000 operations min.
Weight	Approx. 0.022 g	
Degree of protection	IEC IP40	
Washing	Not possible	

■ Operating Characteristics

Item \ Operation type	Top-actuated (B3U-1000 Series)	Side-actuated (B3U-3000 Series)
Operating force (OF)	1.50 ± 0.49 N {153 ± 50 gf}	1.59 ± 0.49 N {162 ± 50 gf}
Releasing force (RF)	0.2 N min. {20 gf}	
Pretravel (PT)	$0.15^{+0.2}_{-0.1}$ mm	$0.2^{+0.2}_{-0.1}$ mm

■ Dimensions (Unit: mm)

Top-actuated Models

Without Ground Terminal, without Boss

B3U-1000P(M)

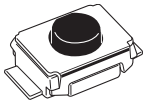

Terminal Arrangement /Internal Connections (Top View)

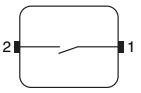

PCB Pad (Top View)

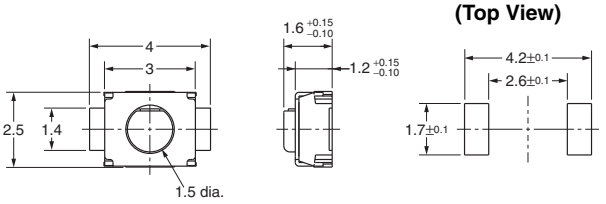

With Ground Terminal, without Boss

B3U-1100P(M)

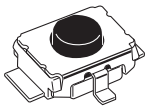

Terminal Arrangement /Internal Connections (Top View)

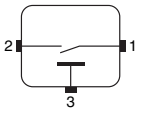

PCB Pad (Top View)

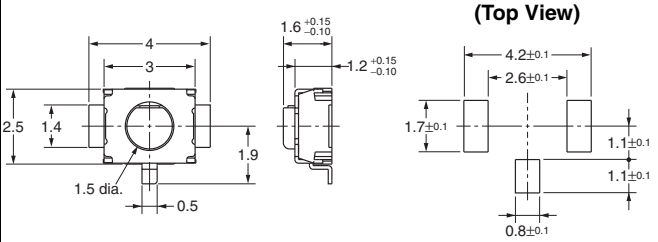

Without Ground Terminal, with Boss

B3U-1000P(M)-B

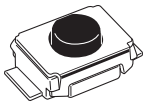

Terminal Arrangement /Internal Connections (Top View)

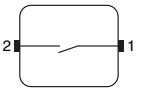

PCB Pad (Top View)

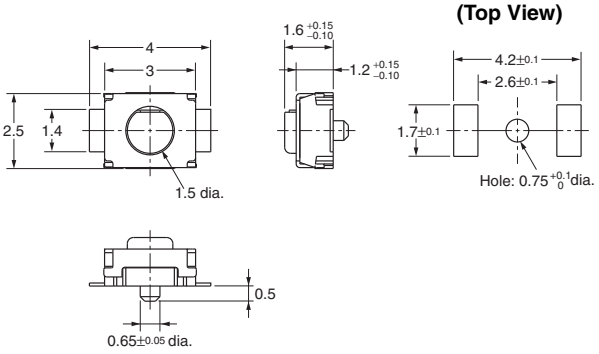

With Ground Terminal, with Boss

B3U-1100P(M)-B

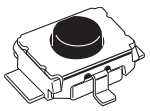

Terminal Arrangement /Internal Connections (Top View)

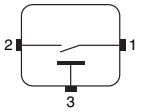

PCB Pad (Top View)

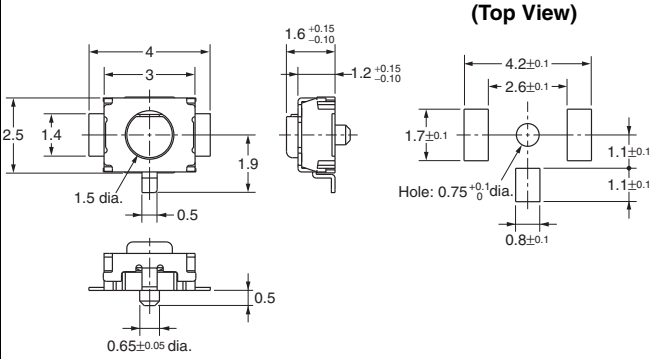

Note: Unless otherwise specified, a tolerance of ±0.2 mm applies to all dimensions. No terminal numbers are indicated on the Switches.

Side-actuated Models

Without Ground Terminal, without Boss

B3U-3000P(M)

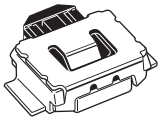

Terminal Arrangement /Internal Connections (Top View)

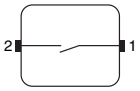

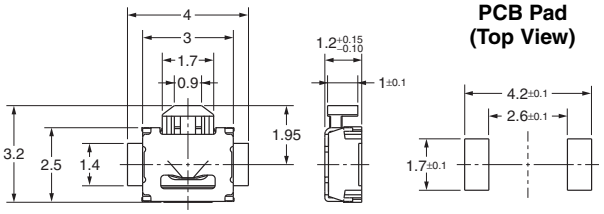

PCB Pad (Top View)

With Ground Terminal, without Boss

B3U-3100P(M)

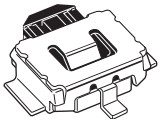

Terminal Arrangement /Internal Connections (Top View)

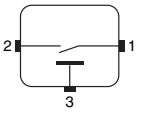

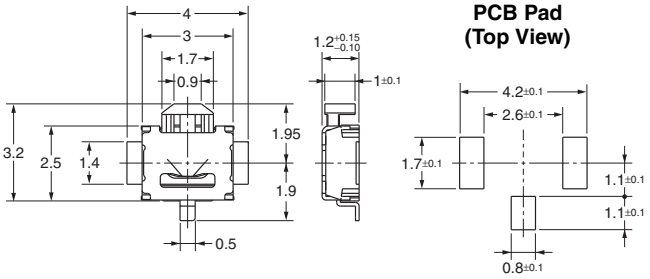

PCB Pad (Top View)

Without Ground Terminal, with Boss

B3U-3000P(M)-B

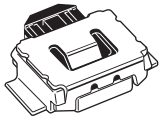

Terminal Arrangement /Internal Connections (Top View)

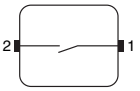

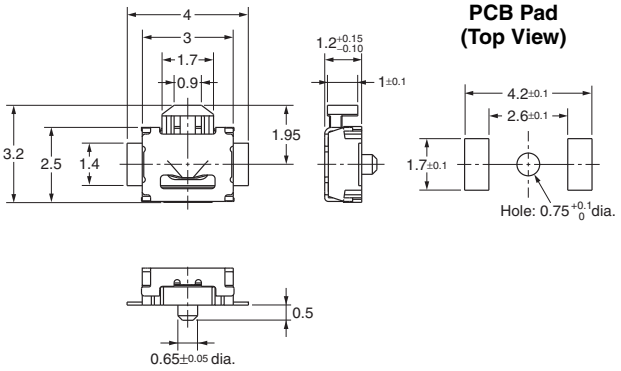

PCB Pad (Top View)

With Ground Terminal, with Boss

B3U-3100P(M)-B

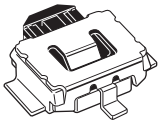

Terminal Arrangement /Internal Connections (Top View)

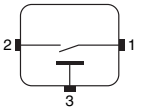

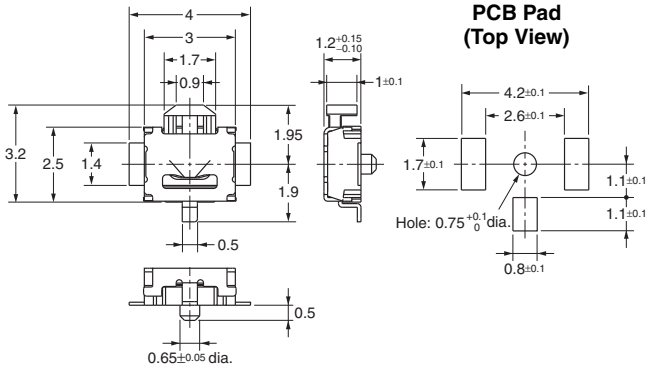

PCB Pad (Top View)

Note: Unless otherwise specified, a tolerance of ±0.2 mm applies to all dimensions. No terminal numbers are indicated on the Switches.

■ Precautions

Be sure to read the precautions common to all Tactile Switches on pages for correct use.

Please check each region's Terms & Conditions by region website.

OMRON Corporation
Electronic and Mechanical Components Company

Regional Contact

Americas
https://www.components.omron.com/

Europe
http://components.omron.eu/

Asia-Pacific
https://ecb.omron.com.sg/

China
https://www.ecb.omron.com.cn/

Korea
https://www.omron-ecb.co.kr/

Japan
https://www.omron.co.jp/ecb/

© OMRON Corporation 2007-2018 All Rights Reserved.
In the interest of product improvement, specifications are subject to change without notice.

Cat. No. A162-E1-07
0318(0207)(O)