Powering Business Worldwide

03/22 IL05301003Z (P20773)

Instruction Leaflet | **Montagehandleiding** | **Paigaldusjuhend** | **Монтажни инструкции**
Montageanweisung | **Montagevejledning** | **Szerelési utasítás** | **Instrucțiuni de montaj**
Notice d'installation | **Οδηγίες εγκατάστασης** | **Montāžas instrukcija** | **Upute za montažu**
Instrucciones de montaje | **Instruções de montagem** | **Montavimo instrukcija** | **Montaj talimatı**
Istruzioni per il montaggio | **Monteringsanvisning** | **Instrukcja montażu** | **Інструкція з монтажу**
安装说明 | **Asennusohje** | **Navodila za montažo** | **منشـــور التعليمـــات**
Инструкция по монтажу | **Návod k montáži** | **Návod na montáž**

(en) **Electric current! Danger to life!**
Only skilled or instructed persons may carry out the following operations.

(de) **Lebensgefahr durch elektrischen Strom!**
Nur Elektrofachkräfte und elektrotechnisch unterwiesene Personen dürfen die im Folgenden beschriebenen Arbeiten ausführen.

(fr) **Tension électrique dangereuse !**
Seules les personnes qualifiées et averties doivent exécuter les travaux ci-après.

(es) **¡Corriente eléctrica! ¡Peligro de muerte!**
El trabajo a continuación descrito debe ser realizado por personas cualificadas y advertidas.

(it) **Tensione elettrica: Pericolo di morte!**
Solo persone abilitate e qualificate possono eseguire le operazioni di seguito riportate.

(zh) **触电危险！**
只允许专业人员和受过专业训练的人员进行下列工作。

(ru) **Электрический ток! Опасно для жизни!**
Только специалисты или проинструктированные лица могут выполнять следующие операции.

(nl) **Levensgevaar door elektrische stroom!**
Uitsluitend deskundigen in elektriciteit en elektrotechnisch geïnstrueerde personen is het toegestaan, de navolgend beschreven werkzaamheden uit te voeren.

(da) **Livsfare på grund af elektrisk strøm!**
Kun uddannede el-installatører og personer der e instruerede i elektrotekniske arbejdsopgaver, må udføre de nedenfor anførte arbejder.

(el) **Προσοχή, κίνδυνος ηλεκτροπληξίας!**
Οι εργασίες που αναφέρονται στη συνέχεια θα πρέπει να εκτελούνται μόνο από ηλεκτρολόγους και ηλεκτροτεχνίτες.

(pt) **Perigo de vida devido a corrente eléctrica!**
Apenas electricistas e pessoas com formação electrotécnica podem executar os trabalhos que a seguir se descrevem.

(sv) **Livsfara genom elektrisk ström!**
Endast utbildade elektriker och personer som undervisats i elektroteknik får utföra de arbeten som beskrivs nedan.

(fi) **Hengenvaarallinen jännite!**
Vain pätevät sähköasentajat ja opastusta saaneet henkilöt saavat suorittaa seuraavat työt.

(cs) **Nebezpečí úrazu elektrickým proudem!**
Níže uvedené práce smějí provádět pouze osoby s elektrotechnickým vzděláním.

(et) **Eluohtlik! Elektrilöögioht!**
Järgnevalt kirjeldatud töid tohib teostada ainult elektriala spetsialist või elektrotehnilise instrueerimise läbinud personal.

(hu) **Életveszély az elektromos áram révén!**
Csak elektromos szakemberek és elektrotechnikában képzett személyek végezhetik el a következőkben leírt munkákat.

(lv) **Elektriskā strāva apdraud dzīvību!**
Tālāk aprakstītos darbus drīkst veikt tikai elektrospeciālisti un darbam ar elektrotehniskām iekārtām instruētās personas!

(lt) **Pavojus gyvybei dėl elektros srovės!**
Tik elektrikai ir elektrotechnikos specialistai gali atlikti žemiau aprašytus darbus.

(pl) **Porażenie prądem elektrycznym stanowi zagrożenie dla życia!**
Opisane poniżej prace mogą przeprowadzać tylko wykwalifikowani elektrycy oraz osoby odpowiednio poinstruowane w zakresie elektrotechniki.

(sl) **Življenjska nevarnost zaradi električnega toka!**
Spodaj opisana dela smejo izvajati samo elektrostrokovnjaki in elektrotehnično poučene osebe.

(sk) **Nebezpečenstvo ohrozenia života elektrickým prúdom!**
Práce, ktoré sú nižšie opísané, smú vykonávať iba elektroodborníci a osoby s elektrotechnickým vzdelaním.

(bg) **Опасност за живота от електрически ток!**
Операциите, описани в следващите раздели, могат да се извършват само от специалисти-електротехници и инструктиран електротехнически персонал.

(ro) **Atenție! Pericol electric!**
Toate lucrările descrise trebuie efectuate numai de personal de specialitate calificat şi de persoane cu cunoştiinţe profunde în electrotehnică.

(hr) **Opasnost po život uslijed električne struje!**
Radove opisane u nastavku smiju obavljati samo stručni električari i osobe koje su prošle elektrotehničku obuku.

(tr) **Elektrik akımı! Hayati tehlike!**
Aşağıdaki işlemleri yalnızca kalifiye veya eğitimli kişiler gerçekleştirebilir.

(uk) **Електричний струм! Небезпечно для життя!**
Виконувати означені далі операції дозволяється тільки кваліфікованим особам, що пройшли інструктаж.

(ar) **! تحـذير ! تيـار كهربـائي ! خطـر مـوت**
لا تتـــم اعمـــال الصـــيانة و التركيـــب
! الا مـــن قبـــل العـــاملين المـــدربين

Premium Plus Series Inductive Sensors +Short, +Miniature

E57…

∅	[mm]	[in]	[Nm]	[lb-in]
M8	13	0.51	5.5	48.7
M12	17	0.67	5.5	48.7
M18	24	0.94	20	177
M30	36	1.42	41	362.9

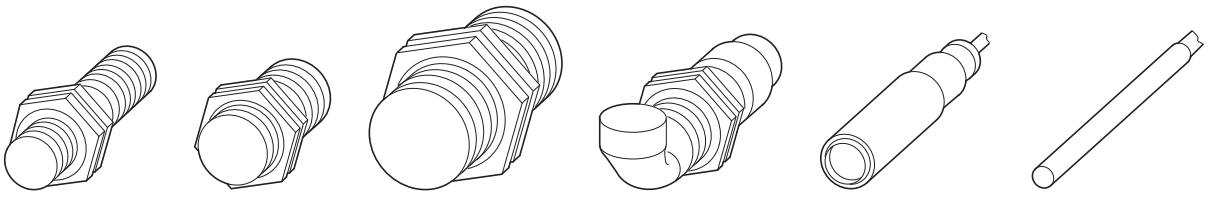

→ The sensing range for this model is printed on the product label. Other sensing ranges are available.

Wiring diagrams

			2 m (6.56 ft) **Cable**	**M12 x 1 Micro**	**M8 Nano**	**7/8" Mini**
2	**AC/DC** **AC**		**E57…A2, E57…A2E, E57…A4, E57…A4E**	**E57…A2SA, E57…A4SA E57…A2EA, E57…A4EA**	–	
		NO + NC	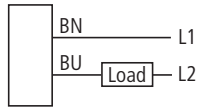	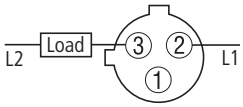		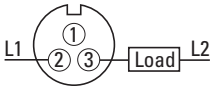
	AC/DC		**E57…A2…, E57…A2E…**	**E57…A2…A, E57…A4…**	–	–
		NO + NC (NPN)	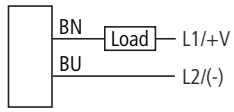	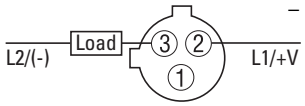		
		NO + NC (PNP)	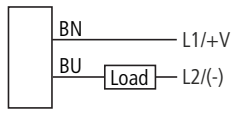	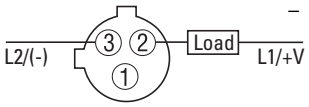	–	–
3	**DC**	**E57LAL… E57RAL… E57SAL… E57EAL…**	**E57…T110, E57…T110E, E57…T110…P**	**E57…T110…D**		
		NO (NPN)	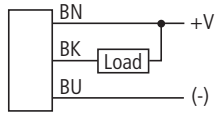	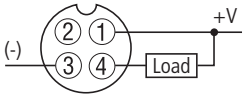	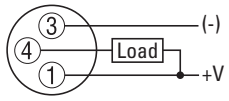	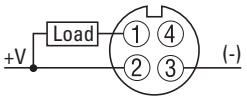
			E57…T111, E57…T111E, E57…T111…P	**E57…T111…D**		
		NO (PNP)	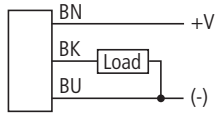	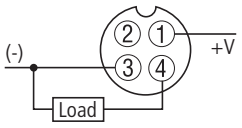	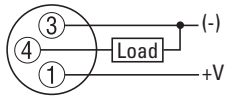	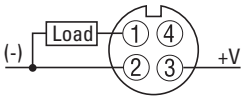
		E57LBL… E57RBL… E57SBL… E57EBL…	**E57…T110, E57…T110E, E57…T110…P**	**E57…T110…D**		
		NC (NPN)	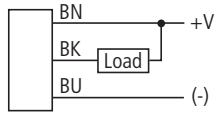	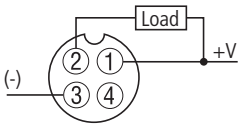	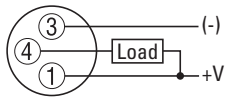	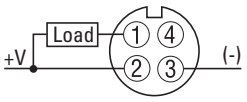
			E57…T111, E57…T111E, E57…T111…P	**E57…T111…D**		
		NC (PNP)	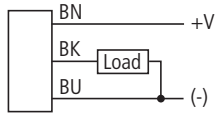	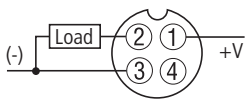	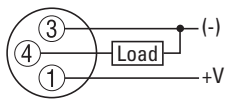	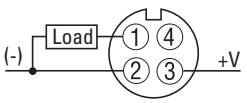

→ DIN IEC 304, DIN IEC 757	
BK	0
BN	1
BU	6
GNYE	54

03/22 IL053010032 (P20773)

E57 Premium+ Series Sensors

Dimensions

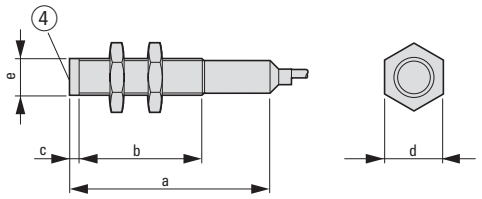

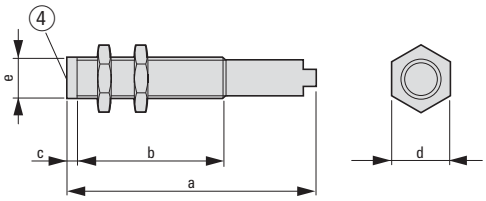

mm (in)			a	b	c	d	e
	**AC Cable**						
	∅ 12	①	62.4 (2.46)	50.3 (1.98)	–	16.8 (0.67)	M12 x 1
		②	72.8 (2.87)	57.9 (2.28)	1.62 (0.06)	16.8 (0.67)	M12 x 1
		③	72.7 (2.87)	50.3 (1.98)	9.14 (0.36)	16.8 (0.67)	M12 x 1
	∅ 18	①	64.5 (2.54)	50.9 (2.00)	–	23.8 (0.94)	M18 x 1
		②	66.1 (2.60)	48.2 (1.90)	2.54 (0.10)	23.8 (0.94)	M18 x 1
		③	66.0 (2.60)	37.2 (1.47)	14.1 (0.56)	23.8 (0.94)	M18 x 1
	∅ 30	①	69.3 (2.73)	50.3 (1.98)	–	35.9 (1.41)	M30 x 1.5
		②	67.8 (2.67)	48.2 (1.90)	3.30 (0.13)	35.9 (1.41)	M30 x 1.5
		③	69.3 (2.73)	37.8 (1.49)	13.26 (0.52)	35.9 (1.41)	M30 x 1.5
	**AC Micro Connector M12 x 1**						
	∅ 12	①	68.4 (2.69)	50.3 (1.98)	–	16.8 (0.67)	M12 x 1
		②	77.2 (3.04)	57.9 (2.28)	1.62 (0.06)	16.8 (0.67)	M12 x 1
		③	77.7 (3.06)	50.3 (1.98)	9.14 (0.36)	9.14 (0.36)	M12 x 1
	∅ 18	①	69.06 (2.72)	50.9 (2.00)	–	23.8 (0.94)	M18 x 1
		②	69.1 (2.72)	48.2 (1.90)	2.54 (0.10)	23.8 (0.94)	M18 x 1
		③	69.4 (2.74)	37.2 (1.47)	14.1 (0.56)	23.8 (0.94)	M18 x 1
	∅ 30	①	73.8 (2.91)	50.3 (1.98)	–	35.9 (1.41)	M30 x 1.5
		②	70.6 (2.78)	48.2 (1.90)	3.30 (0.13)	35.9 (1.41)	M30 x 1.5
		③	73.8 (2.91)	37.8 (1.49)	13.26 (0.52)	35.9 (1.41)	M30 x 1.5
	**AC Mini Connector 7/8“**						
	∅ 18	①	86.1 (3.39)	50.8 (2.00)	0.5 (0.02)	23.8 (0.94)	M18 x 1
		②	86.1 (3.39)	48.2 (1.90)	2.54 (0.10)	23.8 (0.94)	M18 x 1
		③	86.1 (3.39)	37.0 (1.46)	14.5 (0.57)	23.8 (0.94)	M18 x 1
	∅ 30	①	86.1 (3.39)	53.3 (2.1)	0.8 (0.03)	35.9 (1.41)	M30 x 1.5
		②	87.4 (3.44)	48.2 (1.90)	3.30 (0.13)	35.9 (1.41)	M30 x 1.5
		③	86.1 (3.39)	39.4 (1.55)	14.0 (0.55)	35.9 (1.41)	M30 x 1.5
	**AC/DC Cable**						
	∅ 12	①	62.4 (2.45)	50.3 (9.98)	–	16.8 (0.67)	M12 x 1
		③	62.4 (2.45)	45.8 (1.80)	5 (0.20)	16.8 (0.67)	M12 x 1
	∅ 18	①	64.5 (2.54)	50.9 (2.00)	–	23.8 (0.94)	M18 x 1
		③	64.5 (2.54)	44.4 (1.75)	7 (0.28)	23.8 (0.94)	M18 x 1
	∅ 30	①	69.3 (2.72)	50.3 (1.98)	–	35.9 (1.41)	M30 x 1.5
		③	69.3 (2.72)	37.8 (1.49)	13.26 (0.52)	35.9 (1.41)	M30 x 1.5
	**AC/DC Micro Connector M12 x 1**						
	∅ 12	①	68.4 (2.69)	50.3 (1.98)	–	16.8 (0.67)	M12 x 1
		③	68.4 (2.69)	45.8 (1.80)	5 (0.20)	16.8 (0.67)	M12 x 1
	∅ 18	①	69.06 (2.72)	50.9 (2.00)	–	23.8 (0.94)	M18 x 1
		③	69.06 (2.72)	44.4 (1.75)	7 (0.28)	23.8 (0.94)	M18 x 1
	∅ 30	①	73.8 (2.91)	50.3 (1.98)	–	35.9 (1.41)	M30 x 1.5
		③	73.8 (2.91)	37.8 (1.49)	13.26 (0.52)	35.9 (1.41)	M30 x 1.5

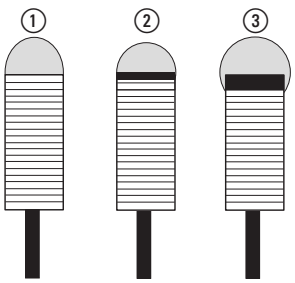

① shielded
② semi-shielded
③ unshielded
④ Sensing face

03/22 IL053010032 (P20773)

E57 Premium+ Series Sensors

Dimensions



mm (in)			a	b	c	d	e
3	**DC Cable**						
	∅ 12	①	62.4 (2.46)	50.3 (1.98)	–	16.8 (0.67)	M12 x 1
		②	72.8 (2.87)	57.9 (2.28)	1.62 (0.06)	16.8 (0.67)	M12 x 1
		③	72.7 (2.87)	50.3 (1.98)	9.14 (0.36)	16.8 (0.67)	M12 x 1
	∅ 18	①	64.5 (2.54)	50.9 (2.00)	–	23.8 (0.94)	M18 x 1
		②	66.1 (2.60)	48.2 (1.90)	2.54 (0.10)	23.8 (0.94)	M18 x 1
		③	66.0 (2.60)	37.2 (1.47)	14.1 (0.56)	23.8 (0.94)	M18 x 1
	∅ 30	①	69.3 (2.73)	50.3 (1.98)	–	35.9 (1.41)	M30 x 1.5
		②	67.8 (2.67)	48.2 (1.90)	3.30 (0.13)	35.9 (1.41)	M30 x 1.5
		③	69.3 (2.73)	37.8 (1.49)	13.26 (0.52)	35.9 (1.41)	M30 x 1.5
3	**DC Micro Connector M12 x 1**						
	∅ 12	①	68.7 (2.71)	50.3 (1.98)	–	16.8 (0.67)	M12 x 1
		②	77.2 (3.04)	57.9 (2.28)	1.62 (0.06)	16.8 (0.67)	M12 x 1
		③	77.7 (3.06)	50.9 (1.98)	9.14 (0.36)	16.8 (0.67)	M12 x 1
	∅ 18	①	69.3 (2.73)	50.9 (2.00)	–	23.8 (0.94)	M18 x 1
		②	69.1 (2.72)	48.2 (1.90)	2.54 (0.10)	23.8 (0.94)	M18 x 1
		③	69.4 (2.74)	37.2 (1.47)	14.1 (0.56)	23.8 (0.94)	M18 x 1
	∅ 30	①	74.1 (2.92)	50.3 (1.98)	–	35.9 (1.41)	M30 x 1.5
		②	70.6 (2.78)	48.2 (1.90)	3.30 (0.13)	35.9 (1.41)	M30 x 1.5
		③	74.1 (2.92)	37.8 (1.49)	13.26 (0.52)	35.9 (1.41)	M30 x 1.5
3	**DC Mini Connector 7/8“**						
	∅ 18	①	86.1 (3.39)	50.8 (2.00)	0.5 (0.02)	23.8 (0.94)	M18 x 1
		②	86.0 (3.39)	48.2 (1.90)	2.54 (0.10)	23.8 (0.94)	M18 x 1
		③	86.1 (3.39)	37.0 (1.46)	14.5 (0.57)	23.8 (0.94)	M18 x 1
	∅ 30	①	86.1 (3.39)	2.1 (53.3)	0.8 (0.03)	35.9 (1.41)	M30 x 1.5
		②	87.4 (3.44)	48.2 (1.90)	3.30 (0.13)	35.9 (1.41)	M30 x 1.5
		③	86.1 (3.39)	39.4 (1.55)	14.0 (0.55)	35.9 (1.41)	M30 x 1.5

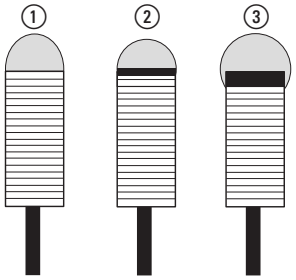

① shielded
② semi-shielded
③ unshielded
④ Sensing face

03/22 IL053010003Z (P20773)

E57 Premium+ Series Short Barrel Sensors

Dimensions

Ø 12

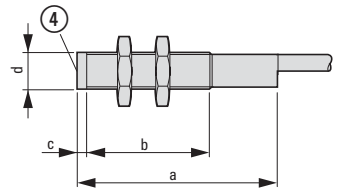

Ø 18

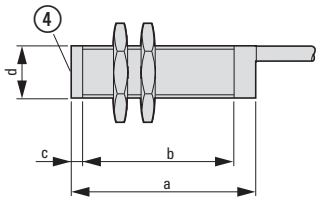

Ø 30

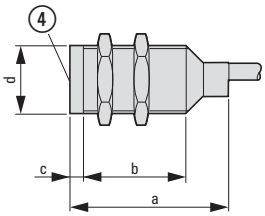

mm (in)			a	b	c	d
	**AC Cable**					
	Ø 12	①	51.7 (2.04)	39.6 (1.56)	0.5 (0.02)	M12 x 1
		③	51.7 (2.04)	35.1 (1.38)	5 (0.20)	M12 x 1
	Ø 18	①	35.3 (1.39)	0.86 (21.82)	0.5 (0.02)	M18 x 1
		③	35.3 (1.39)	15.32 (0.60)	7 (0.28)	M18 x 1
	Ø 30	①	40.2 (1.58)	25.15 (0.99)	0.8 (0.03)	M30 x 1.5
		③	44.9 (1.77)	17.27 (0.68)	13.26 (0.52)	M30 x 1.5
	**AC/DC Cable**					
	Ø 12	①	62.4 (2.46)	50.27 (1.98)	–	M12 x 1
		③	62.4 (2.46)	45.77 (1.80)	5 (0.20)	M12 x 1
	Ø 18	①	64.5 (2.54)	50.9 (2.00)	–	M18 x 1
		③	64.5 (2.54)	44.4 (1.75)	7 (0.28)	M18 x 1
	Ø 30	①	69.3 (2.72)	53.8 (2.12)	–	M30 x 1.5
		③	69.3 (2.72)	41.4 (1.63)	13.26 (0.52)	M30 x 1.5
	**DC Cable**					
	Ø 12	①	35.3 (1.39)	23.09 (0.91)	0.5 (0.02)	M12 x 1
		③	35.3 (1.39)	18.59 (0.73)	5 (0.20)	M12 x 1
	Ø 18	①	35.3 (1.39)	21.82 (0.86)	0.5 (0.02)	M18 x 1
		③	35.3 (1.39)	15.32 (0.60)	7 (0.28)	M18 x 1
	Ø 30	①	40.2 (1.58)	21.26 (0.84)	0.8 (0.03)	M30 x 1.5
		③	44.9 (1.77)	13.46 (0.53)	13.26 (0.52)	M30 x 1.5

Ø 12

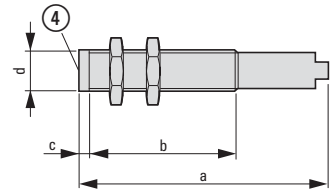

Ø 18

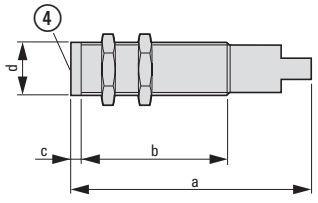

Ø 30

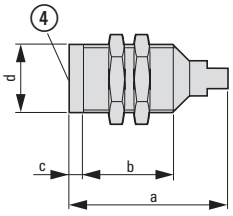

mm (in)			a	b	c	d
	**AC Micro Connector M12 x 1**					
	Ø 12	①	57.8 (2.27)	39.6 (1.56)	0.5 (0.02)	M12 x 1
		③	57.8 (2.27)	35.1 (1.38)	5 (0.20)	M12 x 1
	Ø 18	①	40.0 (1.57)	21.82 (0.86)	0.5 (0.02)	M18 x 1
		③	40.0 (1.57)	15.32 (0.60)	7 (0.28)	M18 x 1
	Ø 30	①	44.8 (1.76)	25.15 (0.99)	0.8 (0.03)	M30 x 1.5
		③	49.5 (1.95)	17.27 (0.68)	13.26 (0.52)	M30 x 1.5
	**AC/DC Micro Connector M12 x 1**					
	Ø 12	①	68.4 (2.69)	50.27 (1.98)	–	M12 x 1
		③	68.4 (2.69)	45.77 (1.80)	5 (0.20)	M12 x 1
	Ø 18	①	69.06 (2.72)	50.9 (2.00)	–	M18 x 1
		③	69.06 (2.72)	44.4 (1.75)	7 (0.28)	M18 x 1
	Ø 30	①	73.8 (2.91)	53.8 (2.12)	–	M30 x 1.5
		③	73.8 (2.91)	41.4 (1.63)	13.26 (0.52)	M30 x 1.5
	**DC Micro Connector M12 x 1**					
	Ø 12	①	41.5 (1.64)	23.09 (0.91)	0.5 (0.02)	M12 x 1
		③	41.5 (1.64)	18.59 (0.73)	5 (0.20)	M12 x 1
	Ø 18	①	40.3 (1.59)	21.82 (0.86)	0.5 (0.02)	M18 x 1
		③	40.3 (1.59)	15.32 (0.60)	7 (0.28)	M18 x 1
	Ø 30	①	45.0 (1.77)	21.26 (0.84)	0.8 (0.03)	M30 x 1.5
		③	49.7 (1.96)	13.46 (0.53)	13.26 (0.52)	M30 x 1.5

03/22 IL053010032 (P20773)

E57 Premium+ Series Sensors, Right Angle Sensing

Dimensions

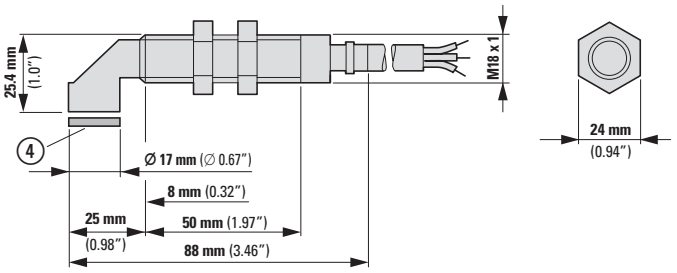

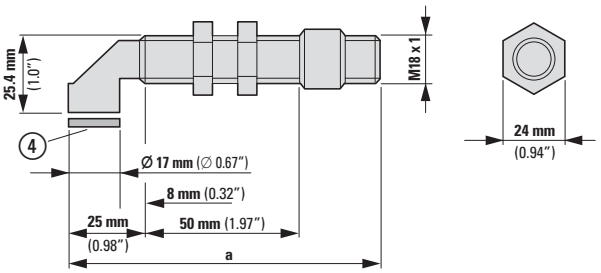

mm (in)

	a
Mini 7/8"	109 (4.3)
Micro M12 x 1	93 (3.65)

E57 Miniature Short Body Sensors

Dimensions

Cable

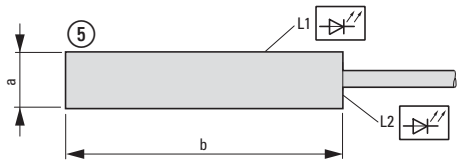

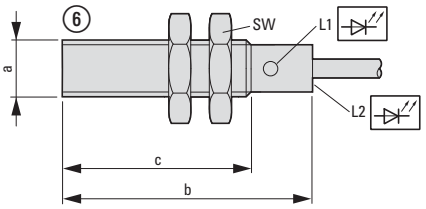

mm (in)

		a	b	c		SW	LED
Cable							
∅ 4	⑤	4 (0.16)	25 (1.0)	–	–	–	L1
∅ 5	⑥	5 (0.2)	25 (1.0)	21 (0.8)	M5 x 0.5	SW8	L1
∅ 6.5	⑤	6.5 (0.26)	45 (1.8)	–	–	–	L2
∅ 8	⑥	8 (0.31)	30 (1.2)	30 (1.2)	M8 x 1	SW13	L2

Connector

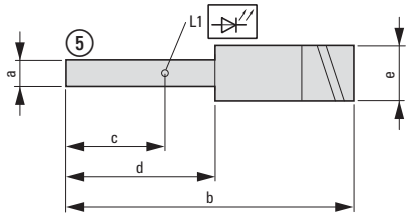

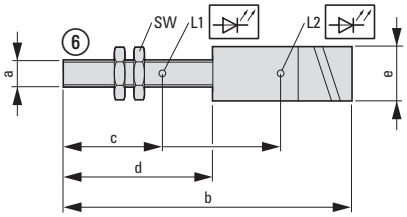

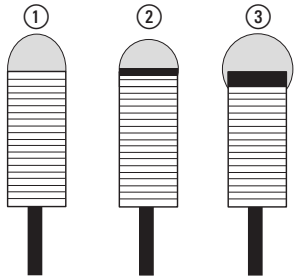

① shielded
② semi-shielded
③ unshielded
④ Sensing face
⑤ unthreaded
⑥ threaded

mm (in)

		a	b	c	d	e		SW	LED
Nano Connector M8									
∅ 4	⑤	4 (0.16)	40 (1.6)	18 (0.7)	21 (0.8)	8 (0.31)	–	–	L1
∅ 5	⑥	5 (0.2)	40 (1.6)	18 (0.7)	21 (0.8)	8 (0.31)	M5 x 0.5	SW8	L1
∅ 6.5	⑤	6.5 (0.26)	60 (2.4)	39 (1.5)	50 (2.0)	8 (0.31)	–	–	L1
∅ 8	⑥	8 (0.31)	45 (1.8)	25 (1.0)	36 (1.4)	8 (0.31)	M8 x 1	SW13	L1
Micro Connector M12									
∅ 6.5	⑤	6.5 (0.26)	70 (2.9)	36 (1.4)	39 (1.5)	12 (0.47)	–	–	L1
∅ 8	⑥	8 (0.31)	50 (2.0)	40 (1.6)	25 (1.0)	12 (0.47)	M8 x 1	SW13	L2

03/22 IL053010003Z (P20773)

© 2012 Eaton Corporation
Eaton is a registered trademark of Eaton Corporation. All other trademarks are property of their respective owners.

USA: Eaton Corporation, W126 N7250 Flint Drive, Menomonee Falls, WI 53051, USA
EU: Eaton Industries GmbH, Hein-Moeller-Straße 7-11, 53115 Bonn, Germany
UK: Eaton Electric Ltd., P.O. Box 554, Abbey Park, Southampton Road, Titchfield, PO14 4QA, UK

USA:
Eaton.com/eatoncare
+1 877-386-2273

Eaton.com/sensors
+1 800-426-9184

Eaton.com/contacts
Eaton.com/aftersales
Eaton.com/documentation

Eaton.com/recycling

Publication No.
IL05301003Z (P20773) March 2022