PSEN adapt PSS67/PDP67

Connection

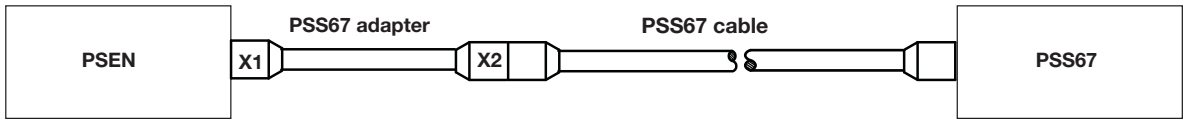

Adapter for light beam devices

Transmitter

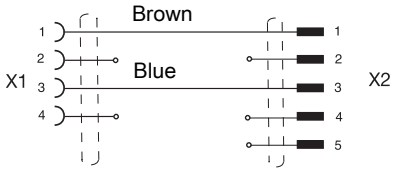

PSEN op1.2 adapter
Order no. 380 303

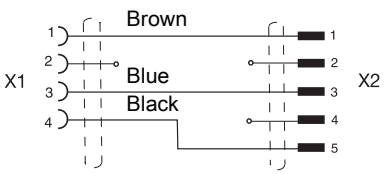

PSEN op2/4 M12 Transmitter ad
Order no. 380 322

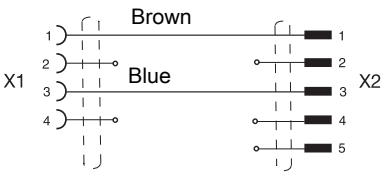

PSEN opt M12 Transmitter Adapter
Order no. 380 304

Receiver

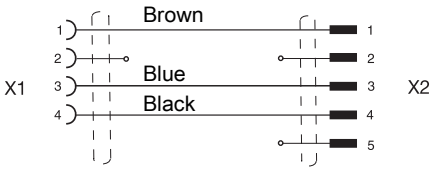

PSEN op2/4 M12 Receiver ad
Order no. 380 323



PSEN op1.1 adapter
Order no. 380 302

PSEN adapt PSS67/PDP67

Adapter for light curtains/light barriers

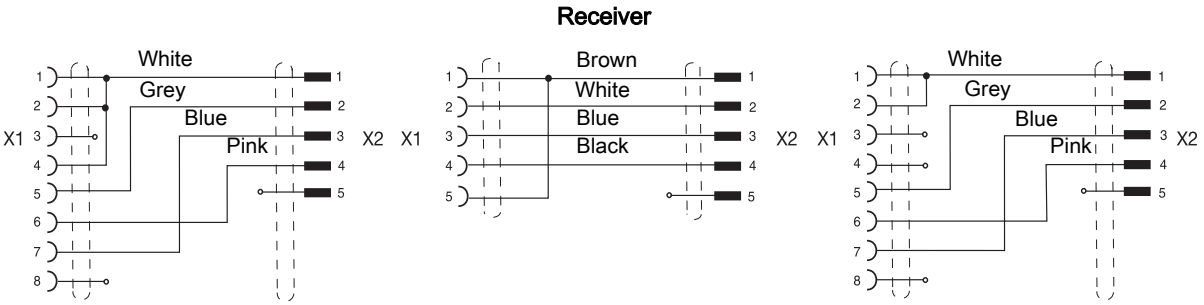

PSEN op M12 V1 Receiver adapter
Order no. 380 306

PSEN op 2H Receiver adapter
Order no. 380 305

PSEN op M12 V2 Receiver adapter
Order no. 380 307

Adapter for safety switch PSENmag/enabling switch PIT en1.0 and PSENcode

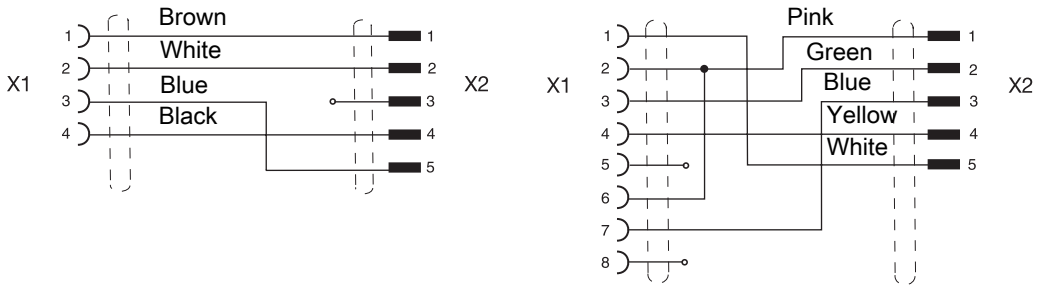

PSEN ma adapter
Order no. 380 300

PSEN cs adapter
Order no. 380 301

PSEN adapt PSS67/PDP67

Adapter for safety gate system PSENslock

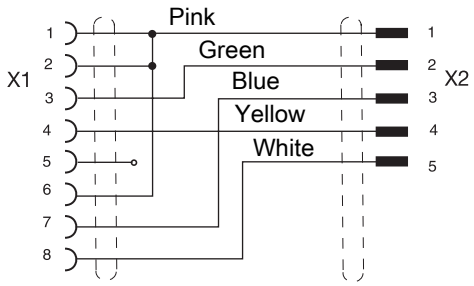

PSEN sl adapter
Order no. 380 325

Adapter for Decentralised periphery PDP67

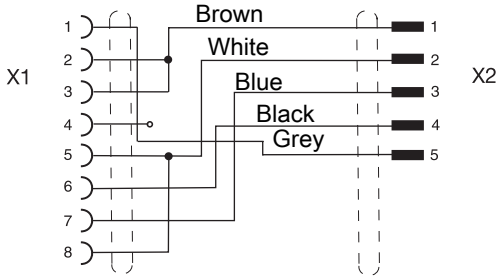

PSEN op4F/H Receiver adapter
Order no. 380 326

Pin assignment

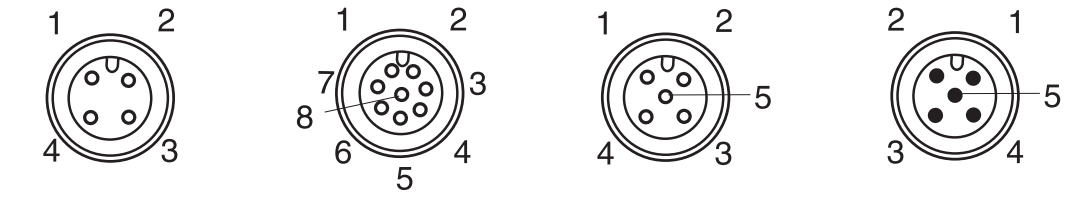

Female connector X1 | Female connector X1 | Female connector X1 | Male connector X2

PSEN adapt PSS67/PDP67

Technical details Order no. 380300 - 380302

General	380300	380301	380302
Approvals	-	-	-
Electrical data	**380300**	**380301**	**380302**
Rated voltage			
Voltage UB	60 V	30 V	60 V
Rated current	4 A	2 A	4 A
Test voltage	2.500 V	2.000 V	2.500 V
Typ. conductor resistance K1	55 Ohm/km	–	55 Ohm/km
Insulation resistance	100 MOhm	100 MOhm	100 MOhm
Volume resistance	3 mOhm	3 mOhm	3 mOhm
Specific volume resistance K1	>= 1E+14 Ohm*cm	–	>= 1E+14 Ohm*cm
Environmental data	**380300**	**380301**	**380302**
Ambient temperature			
Temperature range	-5 - 80 °C	-25 - 60 °C	-5 - 80 °C
Airgap creepage			
Pollution degree	3	3	3
Protection type			
X1 when inserted	IP68	IP68	IP68
X2 when inserted	IP68	IP68	IP68
Housing	IP68	IP68	IP68
Mechanical data	**380300**	**380301**	**380302**
Plug-in connector X1	M12, 4-pin female connector	M12, 8-pin female connector	M12, 4-pin female connector
In accordance with the standard	EN 61076-2-101	EN 61076-2-101	EN 61076-2-101
Form, plug-in connector X1	Straight	Straight	Straight
Plug-in connector X2	M12, 5-pin male connector	M12, 5-pin male connector	M12, 5-pin male connector
In accordance with the standard	EN 61076-2-101	EN 61076-2-101	EN 61076-2-101
Form, plug-in connector X2	Straight	Straight	Straight
Housing material X1	PUR	PUR	PUR
Housing material X2	PUR	PUR	PUR
Material of contact surface X1	Au	Au	Au
Material of contact surface X2	Au	Au	Au

PSEN adapt PSS67/PDP67

Mechanical data	380300	380301	380302
Material of pin	**CuZn**	**CuZn**	**CuZn**
Material of socket	**CuSn**	**CuSn**	**CuSn**
Conductor material K1	**Cu**	**Cu**	**Cu**
Insulating cover for conductor K1	**PVC**	**PP (9Y)**	**PVC**
Mating cycles X1	**100**	**100**	**100**
Mating cycles X2	**100**	**100**	**100**
Cable type K1	**LifY-11Y**	–	**LifY-11Y**
Cable length L1	**0,1 m**	**0,1 m**	**0,1 m**
Material of shield surface cable K1	–	**Sn**	–
Colour of external cable insulation K1	**black**	**black**	**black**
Colour of housing	**black**	**black**	**black**
Cable insulation material K1	**PUR**	**PUR, TPU 11YH1**	**PUR**
Drag chain suitable K1	**No**	**yes**	**No**
Min. bending radius (fixed permanently) K1	–	**5 x Ø**	–
Min. bending radius (moving) K1	–	**10 x Ø**	–
Cable diameter K1	**5 mm**	**5,7 mm**	**5 mm**
Max. cable diameter K1	**5,1 mm**	**5,9 mm**	**5,1 mm**
Conductor cross section K1	**0,34 mm²**	**0,25 mm²**	**0,34 mm²**
Conductor cross section AWG K1	**22**	**24**	**22**
Wire colour K1	**Blue, black, brown, white**	–	**Brown, white, blue, black**
Shielding K1	**No**	**yes**	**No**
Shield type K1	–	**Wire mesh**	–
Wire layer separation K1	**No**	**yes**	**No**
No. of wires K1	**4**	**7**	**4**
Halogen-free	**yes**	**yes**	**yes**
Silicone-free	**yes**	**yes**	**yes**
Oil resistance	**Resistant**	**Resistant**	**Resistant**
Non-flammability	–	**UL FT2**	–
Material			
Housing	**PUR**	**PUR**	**PUR**
Weight	**25 g**	**30 g**	**25 g**

PSEN adapt PSS67/PDP67

Technical details Order no. 380303 - 380305

General	380303	380304	380305
Approvals	-	-	-
Electrical data	**380303**	**380304**	**380305**
Rated voltage			
Voltage UB	60 V	60 V	60 V
Rated current	4 A	4 A	4 A
Test voltage	2.500 V	2.500 V	2.500 V
Typ. conductor resistance K1	55 Ohm/km	55 Ohm/km	–
Insulation resistance	100 MOhm	100 MOhm	100 MOhm
Volume resistance	3 mOhm	3 mOhm	3 mOhm
Specific volume resistance K1	>= 1E+14 Ohm*cm	>= 1E+14 Ohm*cm	–
Environmental data	**380303**	**380304**	**380305**
Ambient temperature			
Temperature range	-5 - 70 °C	-5 - 70 °C	-5 - 70 °C
Airgap creepage			
Pollution degree	3	3	3
Protection type			
X1 when inserted	IP68	IP68	IP68
X2 when inserted	IP68	IP68	IP68
Housing	IP68	IP68	IP68
Mechanical data	**380303**	**380304**	**380305**
Plug-in connector X1	M12, 4-pin female connector	M12, 4-pin female connector	M12, 5-pin female connector
In accordance with the standard	EN 61076-2-101	EN 61076-2-101	EN 61076-2-101
Form, plug-in connector X1	Straight	Straight	Straight
Plug-in connector X2	M12, 5-pin male connector	M12, 5-pin male connector	M12, 5-pin male connector
In accordance with the standard	EN 61076-2-101	EN 61076-2-101	EN 61076-2-101
Form, plug-in connector X2	Straight	Straight	Straight
Housing material X1	PUR	PUR	PUR
Housing material X2	PUR	PUR	PUR
Material of contact surface X1	Au	Au	Au
Material of contact surface X2	Au	Au	Au

PSEN adapt PSS67/PDP67

Mechanical data	380303	380304	380305
Material of pin	**CuZn**	**CuZn**	**CuZn**
Material of socket	**CuSn**	**CuSn**	**CuSn**
Conductor material K1	**Cu**	**Cu**	**Cu**
Insulating cover for conductor K1	**PVC**	**PVC**	**PVC**
Mating cycles X1	**100**	**100**	**100**
Mating cycles X2	**100**	**100**	**100**
Cable type K1	**LifY-11Y**	**LifY-11Y**	**LiY11Y**
Cable length L1	**0,1 m**	**0,1 m**	**0,1 m**
Colour of external cable insulation K1	**black**	**black**	**black**
Colour of housing	**black**	**black**	**black**
Cable insulation material K1	**PUR**	**PUR**	**PUR**
Drag chain suitable K1	**No**	**No**	**No**
Cable diameter K1	**4,5 mm**	**4,5 mm**	**5 mm**
Max. cable diameter K1	**4,7 mm**	**4,7 mm**	**5,2 mm**
Conductor cross section K1	**0,34 mm²**	**0,34 mm²**	**0,25 mm²**
Conductor cross section AWG K1	**22**	**22**	**24**
Wire colour K1	**Brown, blue, black**	**Brown, blue, black**	**Brown, white, blue, black, grey**
Stranding K1	–	–	**5 cores around filler**
Shielding K1	**No**	**No**	**No**
Wire layer separation K1	**No**	**No**	**No**
No. of wires K1	**3**	**3**	**5**
Halogen-free	**yes**	**yes**	**yes**
Silicone-free	**yes**	**yes**	**yes**
Oil resistance	**Resistant**	**Resistant**	**Resistant**
Material			
Housing	**PUR**	**PUR**	**PUR**
Weight	**24 g**	**24 g**	**25 g**

Technical details Order no. 380306 - 380322

General	380306	380307	380322
Approvals	**-**	**-**	**-**
Electrical data	**380306**	**380307**	**380322**
Rated voltage			
Voltage UB	**30 V**	**30 V**	**60 V**

PSEN adapt PSS67/PDP67

Electrical data	380306	380307	380322
Rated current	**2 A**	**2 A**	**4 A**
Test voltage	**2.000 V**	**2.000 V**	**2.500 V**
Typ. conductor resistance K1	–	–	**55 Ohm/km**
Insulation resistance	**100 MOhm**	**100 MOhm**	**100 MOhm**
Volume resistance	**3 mOhm**	**3 mOhm**	**3 mOhm**
Specific volume resistance K1	–	–	**>= 1E+14 Ohm*cm**
Environmental data	**380306**	**380307**	**380322**
Ambient temperature			
Temperature range	**-25 - 60 °C**	**-25 - 60 °C**	**-5 - 70 °C**
Airgap creepage			
Pollution degree	**3**	**3**	**3**
Protection type			
X1 when inserted	**IP68**	**IP68**	**IP68**
X2 when inserted	**IP68**	**IP68**	**IP68**
Housing	**IP68**	**IP68**	**IP68**
Mechanical data	**380306**	**380307**	**380322**
Plug-in connector X1	**M12, 8-pin female connector**	**M12, 8-pin female connector**	**M12, 4-pin female connector**
In accordance with the standard	**EN 61076-2-101**	**EN 61076-2-101**	**EN 61076-2-101**
Form, plug-in connector X1	**Straight**	**Straight**	**Straight**
Plug-in connector X2	**M12, 5-pin male connector**	**M12, 5-pin male connector**	**M12, 5-pin male connector**
In accordance with the standard	**EN 61076-2-101**	**EN 61076-2-101**	**EN 61076-2-101**
Form, plug-in connector X2	**Straight**	**Straight**	**Straight**
Housing material X1	**PUR**	**PUR**	**PUR**
Housing material X2	**PUR**	**PUR**	**PUR**
Material of contact surface X1	**Au**	**Au**	**Au**
Material of contact surface X2	**Au**	**Au**	**Au**
Material of pin	**CuZn**	**CuZn**	**CuZn**
Material of socket	**CuSn**	**CuSn**	**CuSn**
Conductor material K1	**Cu**	**Cu**	**Cu**
Insulating cover for conductor K1	**PP (9Y)**	**PP (9Y)**	**PVC**
Mating cycles X1	**100**	**100**	**100**
Mating cycles X2	**100**	**100**	**100**

PSEN adapt PSS67/PDP67

Mechanical data	380306	380307	380322
Cable type K1	–	–	**LifY-11Y**
Cable length L1	**0,1 m**	**0,1 m**	**0,1 m**
Material of shield surface cable K1	**Sn**	**Sn**	–
Colour of external cable insulation K1	**black**	**black**	**black**
Colour of housing	**black**	**black**	**black**
Cable insulation material K1	**PUR, TPU 11YH1**	**PUR, TPU 11YH1**	**PUR**
Drag chain suitable K1	**yes**	**yes**	**No**
Min. bending radius (fixed permanently) K1	**5 x Ø**	**5 x Ø**	–
Min. bending radius (moving) K1	**10 x Ø**	**10 x Ø**	–
Cable diameter K1	**5,7 mm**	**5,7 mm**	**4,5 mm**
Max. cable diameter K1	**5,9 mm**	**5,9 mm**	**4,7 mm**
Conductor cross section K1	**0,25 mm²**	**0,25 mm²**	**0,34 mm²**
Conductor cross section AWG K1	**24**	**24**	**22**
Wire colour K1	–	–	**Brown, blue, black**
Shielding K1	**yes**	**yes**	**No**
Shield type K1	**Wire mesh**	**Wire mesh**	–
Wire layer separation K1	**yes**	**yes**	**No**
No. of wires K1	**7**	**7**	**3**
Halogen-free	**yes**	**yes**	**yes**
Silicone-free	**yes**	**yes**	**yes**
Oil resistance	**Resistant**	**Resistant**	**Resistant**
Non-flammability	**UL FT2**	**UL FT2**	–
Material			
Housing	**PUR**	**PUR**	**PUR**
Weight	**29 g**	**29 g**	**24 g**

Technical details Order no. 380323 - 380326

General	380323	380325	380326
Approvals	**-**	**-**	**-**
Electrical data	**380323**	**380325**	**380326**
Rated voltage			
Voltage UB	**60 V**	**30 V**	**30 V**
Rated current	**4 A**	**2 A**	**2 A**

PSEN adapt PSS67/PDP67

Electrical data	380323	380325	380326
Test voltage	**2.500 V**	**2.000 V**	**3.000 V**
Typ. conductor resistance K1	**55 Ohm/km**	–	**79 Ohm/km**
Insulation resistance	**100 MOhm**	**100 MOhm**	**100 MOhm**
Volume resistance	**3 mOhm**	**3 mOhm**	**3 mOhm**
Specific volume resistance K1	**>= 1E+14 Ohm*cm**	–	**>= 7E+15 Ohm*cm**
Environmental data	**380323**	**380325**	**380326**
Ambient temperature			
Temperature range	**-5 - 70 °C**	**-25 - 60 °C**	**-25 - 85 °C**
Storage temperature			
Temperature range	–	–	**-40 - 80 °C**
Airgap creepage			
Pollution degree	**3**	**3**	**3**
Protection type			
X1 when inserted	**IP68**	**IP68**	**IP68**
X2 when inserted	**IP68**	**IP68**	**IP68**
Housing	**IP68**	**IP68**	–
Mechanical data	**380323**	**380325**	**380326**
Plug-in connector X1	**M12, 4-pin female connector**	**M12, 8-pin female connector**	**M12, 8-pin female connector**
In accordance with the standard	**EN 61076-2-101**	**EN 61076-2-101**	**EN 61076-2-101**
Form, plug-in connector X1	**Straight**	**Straight**	**Straight**
Plug-in connector X2	**M12, 5-pin male connector**	**M12, 5-pin male connector**	**M12, 5-pin male connector**
In accordance with the standard	**EN 61076-2-101**	**EN 61076-2-101**	**EN 61076-2-101**
Form, plug-in connector X2	**Straight**	**Straight**	**Straight**
Housing material X1	**PUR**	**PUR**	**PUR**
Housing material X2	**PUR**	**PUR**	**PUR**
Material of contact surface X1	**Au**	**Au**	**Au**
Material of contact surface X2	**Au**	**Au**	**Au**
Material of pin	**CuZn**	**CuZn**	**CuZn**
Material of socket	**CuSn**	**CuSn**	**CuSn**
Conductor material K1	**Cu**	**Cu**	**Cu**
Insulating cover for conductor K1	**PVC**	**PP (9Y)**	**PP (9Y)**
Mating cycles X1	**100**	**100**	**100**

PSEN adapt PSS67/PDP67

Mechanical data	380323	380325	380326
Mating cycles X2	**100**	**100**	**100**
Cable type K1	**LifY-11Y**	–	**LiF9Y11Y**
Cable length L1	**0,1 m**	**0,1 m**	**0,1 m**
Material of shield surface cable K1	–	**Sn**	–
Colour of external cable insulation K1	**black**	**black**	**Yellow, similar to RAL1003**
Colour of housing	**black**	**black**	**black**
Cable insulation material K1	**PUR**	**PUR, TPU 11YH1**	**PUR, TPU / TPE-U**
Drag chain suitable K1	**No**	**yes**	**No**
Min. bending radius (fixed permanently) K1	–	**5 x Ø**	**5 x Ø**
Min. bending radius (moving) K1	–	**10 x Ø**	**10 x Ø**
Cable diameter K1	**4,5 mm**	**5,7 mm**	**4,85 mm**
Max. cable diameter K1	**4,7 mm**	**5,9 mm**	**4,95 mm**
Conductor cross section K1	**0,34 mm²**	**0,25 mm²**	**0,25 mm²**
Conductor cross section AWG K1	**22**	**24**	**24**
Wire colour K1	**Brown, blue, black**	–	**Brown, white, blue, black, grey**
Stranding K1	–	–	**4 cores**
Shielding K1	**No**	**yes**	**No**
Shield type K1	–	**Wire mesh**	–
Wire layer separation K1	**No**	**yes**	**No**
No. of wires K1	**3**	**7**	**4**
Approval cable K1	–	–	**UL AWM-Style 20233, UL/CSA**
Halogen-free	**yes**	**yes**	**yes**
Silicone-free	**yes**	**yes**	**yes**
Oil resistance	**Resistant**	**Resistant**	**Resistant**
Non-flammability	–	**UL FT2**	**UL VW1**
Material			
Housing	**PUR**	**PUR**	**PUR**
Weight	**24 g**	**38 g**	**26 g**

PSEN adapt PSS67/PDP67

Order references

Product type	Features	Connector X1	Connector X2	Connector X3	Order no.
PSEN ma adapter	Adapter for PSENmag/PIT en1.0	4-pin M12 female connector	5-pin M12 male connector		380 300
PSEN cs adapter	Adapter for PSENcode	8-pin M12 female connector	5-pin M12 male connector		380 301
PSEN op1.1 adapter	Adapter for PSEN op1.1/ PSEN op1.3	4-pin M12 female connector	5-pin M12 male connector		380 302
PSEN op1.2 adapter	Adapter for PSEN op1.2	4-pin M12 female connector	5-pin M12 male connector		380 303
PSEN opt M12 Transmitter adapter	Adapter for PSEN opt transmitter	4-pin M12 female connector	5-pin M12 male connector		380 304
PSEN op 2H Receiver adapter	Adapter for PSEN op2H receiver	5-pin M12 female connector	5-pin M12 male connector		380 305
PSEN op M12 V1 Receiver adapter	Adapter for PSEN op4F-s/ PSEN op4H-s/ PSEN op4F-m/ PSEN op4H-M receiver	8-pin M12 female connector	5-pin M12 male connector		380 306
PSEN op M12 V2 Receiver adapter	Adapter for PSEN op2B/ PSEN op4F/ PSEN op4H/ PSEN op4B receiver	8-pin M12 female connector	5-pin M12 male connector		380 307
PSEN op2/4 M12 Transmitter ad	Adapter for PSEN op2S-1-1/ PSEN op4S-1-1/ PSEN op4S-1-2 transmitter	4-pin M12 female connector	5-pin M12 male connector		380 322
PSEN op2/4 M12 Receiver ad	Adapter for PSEN op2S-1-1/ PSEN op4S-1-1/ PSEN op4S-1-2 receiver	4-pin M12 female connector	5-pin M12 male connector		380 323

PSEN adapt PSS67/PDP67

Product type	Features	Connector X1	Connector X2	Connector X3	Order no.
PSEN sl adapter	Adapter for PSENslock	8-pin M12 female connector	5-pin M12 male connector		380 325
PSEN op4F/H Receiver adapter	Adapter for PDP67	8-pin M12 female connector	5-pin M12 male connector		380 326