CABLE LENGTH TOLERANCE
UPTO 5m ±25mm ABOVE 5m ±50mm
GENERAL CABLE TOLERANCES UNLESS OTHERWISE STATED

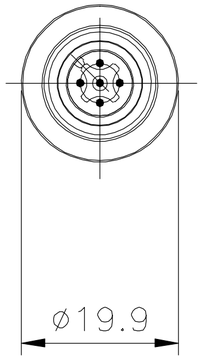

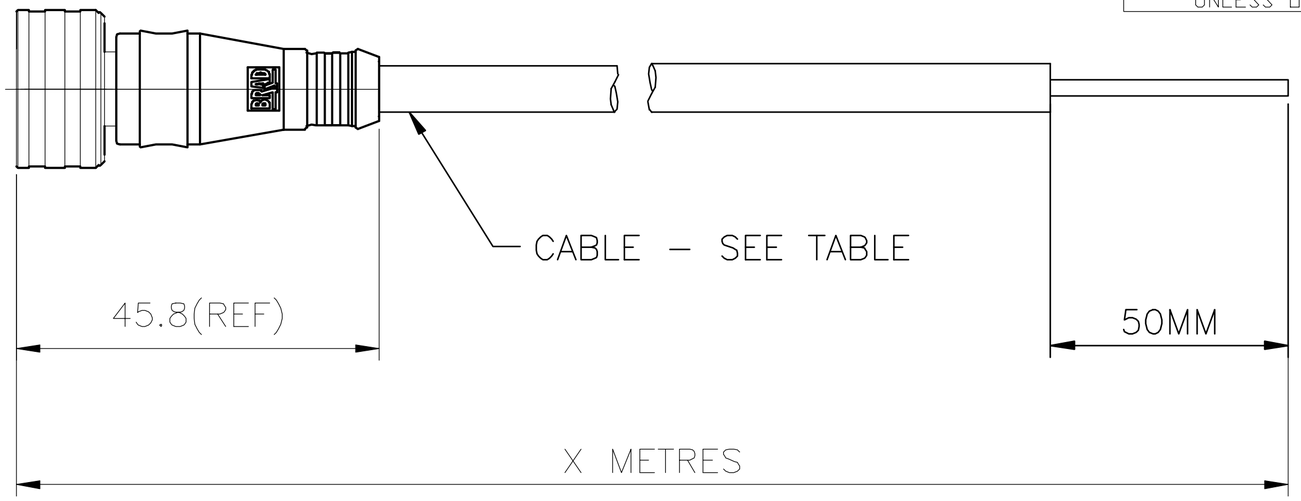

FACE VIEW

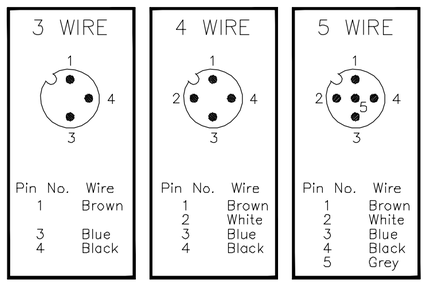

PART No MATRIX

OPTIONS

W	0	X	0	0	6	X	X	X	M	X	X	X	X	X

- W = W=M12 Ultra–Lock
- 0 = 0=Portable
- X = 3=3 Core, 4=4 Core, 5=5 Core
- 006 = 06 = Male straight
- XXX = See table of cable types
- M = M=Metres, F=Feet
- XXX = LENGTH: 020=2 METRES, 050=5 METRES, 200=20 METRES
- X = Coupling Nut Material: Blank=Standard, 7 = Teflon Coated
- X = Blank=Yellow PUR (Standard), A=Grey, G=Black

Specification.

Insert Material – PUR (30% Glass Filled)
Contact Material – Brass (CuZn36)
Contact Plating – 2um Ni, 0.70um Gold
Locking Ring – Brass Nickel Plate
Seal – Viton O–Ring
Protection Class – IP68
Voltage Rating – 3+4 Pole 250V: 5 Pole 60V
Contact Current Rating – 4 Amps
Overmoulding – PUR

Cable		Locking Ring Material	Overmould
E85	PVC BLACK–0.34mm	Nickel Plated Brass	PUR
A52	PVC BLACK–0.25mm	Nickel Plated Brass	PUR
P03	PUR BLACK–0.34mm	Nickel Plated Brass	PUR
P02	PUR BLACK–0.25mm	Nickel Plated Brass	PUR
K05	TPE YELLOW–0.25mm	Nickel Plated Brass	PUR

ECN	Rev	By	Descriptions	Date	Approved
N/A	A	NW	NEW ISSUE	14.02.05	NW

Third Angle Projection

This drawing and its contents are the proprietary and confidential property of Woodhead Industries Inc. and/or its subsidiaries and may not be used or disclosed to others without the express prior written consent of Woodhead Industries Inc. and/or its subsidiaries.

Applicable Standards ASME Y14.5M ISO 1660

	NAME	DATE
Drawn	N WITTS	14.02.05
Checked	N.WITTS	14.02.05
Approved	N.WITTS	14.02.05

Material: SEE SPECIFICATION
Finish: SEE SPECIFICATION
Dimensions In MM: 0.0 ± 0.25mm, 0.00 ± 0.10mm, 0.000 ± 0.025mm, Angles ± 1°

Part No. WOX006XXXMXXX
Size A4
Description: ULTRA–LOCK SERIES MALE STRAIGHT
Drawing No. WOX006XXXMXXX
Rev A
Scale NTS
SHEET 1 OF 1

Template #: WT