Type 160000

E167295

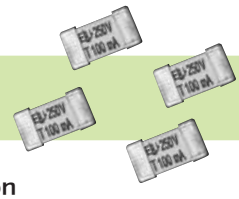

Zeit/Strom-Kennlinien
Time-Current Characteristics

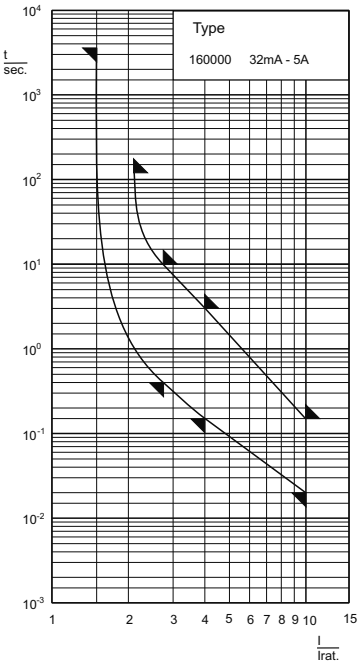

Aufbau / Construction

Isolierkörper / insulating body	Keramikrohr undurchsichtig / ceramic tube non-transparent
Kontaktkappen / contact caps	Messing, versilbert / brass, silver-plated
Lötwärmebeständigkeit / resistance to soldering heat:	260 °C, 10 s (Lötbad / solder bath) (nach IEC 60068-2-58 / to IEC 60068-2-58)

Schmelzzeitgrenzwerte / Fusing time limits

Bemessungsstrom Rated Current	1,5 I_n		2,1 I_n		2,75 I_n		4 I_n		10 I_n	
	min.	max.	min.	max.	min.	max.	min.	max.	min.	max.
32 mA - 5 A	1 h		2 min		400 ms	10 s	150 ms	3 s	20 ms	150 ms

IEC 60127	**4,5 x 8 mm**	250 V	T träge time-lag

Artikel-Nr. Article-no.	Bemessungs-strom Rated Current	Bemessungs-Ausschaltvermögen Rated Breaking Capacity	Spannungsfall Voltage Drop	Leistungsabgabe Power Dissipation (@1,5 I_n)	Schmelzintegral I^2t_s Value	Approbationen Approvals
			mV	mW	A^2s	UL rec.
160000.0,032	32 mA	100 A @ AC 250 V	1000	100	0,012	✓
160000.0,04	40 mA	100 A @ AC 250 V	860	150	0,015	✓
160000.0,05	50 mA	100 A @ AC 250 V	660	155	0,017	✓
160000.0,063	63 mA	100 A @ AC 250 V	580	160	0,02	✓
160000.0,08	80 mA	100 A @ AC 250 V	480	165	0,035	✓
160000.0,1	100 mA	100 A @ AC 250 V	350	170	0,06	✓
160000.0,125	125 mA	100 A @ AC 250 V	300	180	0,12	✓
160000.0,16	160 mA	100 A @ AC 250 V	280	190	0,21	✓
160000.0,2	200 mA	100 A @ AC 250 V	260	200	0,32	✓
160000.0,25	250 mA	100 A @ AC 250 V	240	220	0,5	✓
160000.0,315	315 mA	100 A @ AC 250 V	220	250	0,8	✓
160000.0,4	400 mA	100 A @ AC 250 V	200	280	1,1	✓
160000.0,5	500 mA	100 A @ AC 250 V	190	310	1,8	✓
160000.0,63	630 mA	100 A @ AC 250 V	180	360	3,2	✓
160000.0,8	800 mA	100 A @ AC 250 V	160	430	5,2	✓
160000.1	1 A	100 A @ AC 250 V	140	500	6,8	✓
160000.1,25	1,25 A	100 A @ AC 250 V	130	600	12	✓
160000.1,6	1,6 A	100 A @ AC 250 V	120	730	22	✓
160000.2	2 A	100 A @ AC 250 V	100	870	30	✓
160000.2,5	2,5 A	100 A @ AC 250 V	100	1000	46	✓
160000.3,15	3,15 A	100 A @ AC 250 V	100	1200	80	✓
160000.4	4 A	100 A @ AC 250 V	100	1400	130	✓
160000.5	5 A	100 A @ AC 250 V	100	1700	130	✓

Abmessungen
Dimensions

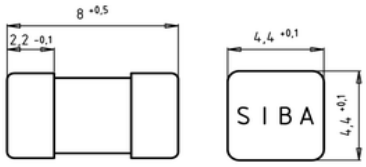

Empfohlene Anschlussflächen
Recommended pad layout

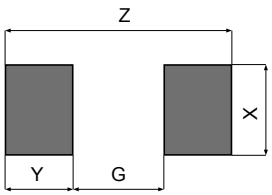

Lötung Soldering	Reflow Reflow	Welle Wave
G	3,6 mm	3,6 mm
X	5,6 mm	6,8 mm
Y	2,7 mm	4,2 mm
Z	9 mm	12 mm

Type	Abk. Abbr.	Beschreibung Description
160000	-	100 Stück / pieces
	GT	500 Stück gegurtet / 500 pieces on tape
z.B./ e.g.	160000.0,5GT	

© 2009-11 SIBA GmbH & Co. KG • www.siba.de • info@siba.de
Änderungen vorbehalten