AVENTICS™ Mini Spool Valves

3 way / 5 way, Air Operated
M5 or 1/8" or 1/4" Tapped, adaptable on multiple or joinable subbases

3/2-5/2-5/3
Series
519/520/521

General

Operating pressure	0 to 8 bar (1.5 to 8 bar with differential return)
Pilot pressure	1.5 to 8 bar
Ambient temperature range	+5°C to +50°C
Orifice size	519: 2.5 mm; 520: 4 mm; 521: 6 mm
Flow (Qv at 6 bar)	See «SPECIFICATIONS»

fluids (∗)	temperature range (TS)	materials (∗)
air or inert gas filtered at 50 µm, lubricated or not	+5°C to +50°C	NBR (nitrile)



Materials in contact with fluid

(∗) Ensure that the compatibility of the fluids in contact with the materials is verified

Body	Anodised white aluminium
Cover	POM (polyacetal)
Internal parts	Stainless steel, light alloy and POM (polyacetal)
Seals	NBR

(∗) Ensure that the compatibility of the fluids in contact with the materials is verified.

Specifications

function symbol		operators: pilot (14)	operators: return (12)	pipe size	orifice size (mm)	flow: at 6 bar (l/min) ANR	flow: coefficient Kv	Catalog number
3/2 NC	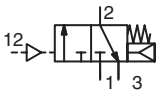	air	mechanical & air spring	G 1/8	4	400	5.7	**52000376**
5/2	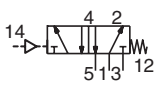	air	spring	G 1/8	4	400	5.7	**52000330**
	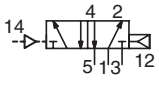	air	air spring	M5	2.5	175	2.5	**51900077**
				G 1/8	4	600	8.5	**52000077**
				G 1/4	6	1050	15	**52100077**
	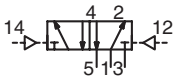	air	air	M5	2.5	175	2.5	**51900078**
				G 1/8	4	600	8.5	**52000078**
				G 1/4	6	1050	15	**52100078**
5/3	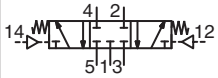	**W1** closed centre position air operated		G 1/8	4	600	8.5	**52000079**
				G 1/4	6	1050	15	**52100079**
	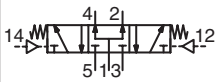	**W2** centre open to pressure air operated		G 1/8	4	600	8.5	**52000142**
				G 1/4	6	1050	15	**52100142**
	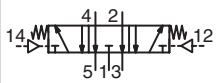	**W3** centre open to exhaust air operated		G 1/8	4	600	8.5	**52000082**
				G 1/4	6	1050	15	**52100082**

00387GB-2021/R01
Availability, design and specifications are subject to change without notice. All rights reserved.

EMERSON AVENTICS

Accessories

- Flange for ports 2 - 4 with instant fittings for flexible tube 6 mm O.D. (series 520): Catalog number **88135532**
- Series 519/520/521: Adaptable on light alloy multiple subbases (fixing screws and seals are supplied with subbases)
- Series 519: Adaptable on joinable subbases

Installation

- The air operated valves can be mounted in any position without affecting operation
- Air operated valves have 2 mounting holes in body
- Thread connection “G” applicable for 1/4 have standard thread according to ISO 228/1 and ISO 7/1. Thread connection “G” applicable for 1/8, have standard thread according to ISO 228/1
- Multi language installation/maintenance instructions are included with each spool valve

Dimensions (mm), Weight (kg)

3/2 NC (Series 520)
weight: 0.045

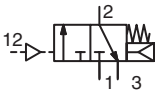

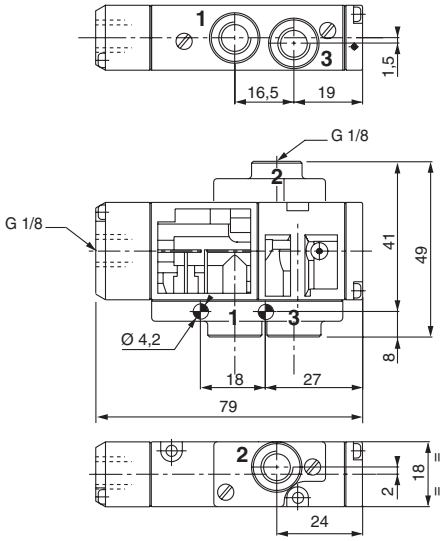

5/2

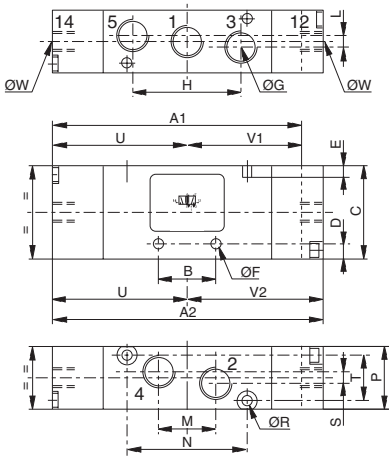

5/3 W1 - W2 - W3

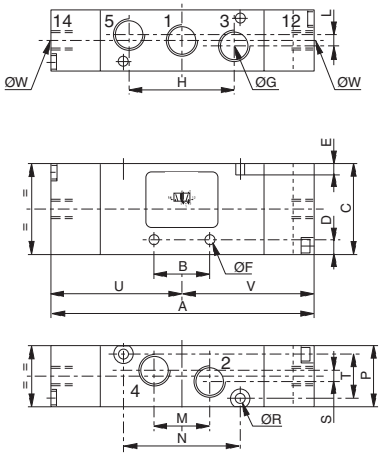

			A	A1	A2	B	C	D	E	ØF	ØG	H	L	M	N	P	ØR	S	T	U	V	V1	V2	ØW	weight
5/2	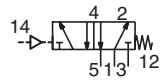	520	-	85.3	-	15	27	6	3	3.3	G1/8	32.4	3	16.2	35	18	3.2	-	13	42.5	-	42.8	-	G1/8	0.065
	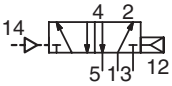	519	-	55.5	-	11	26	4	4	3.3	M5	21.6	-	11	19	15	2.7	6	11	30.5	-	25	-	M5	0.050
		520	-	76	-	15	27	6	3	3.3	G1/8	32.4	3	16.2	35	18	3.2	-	13	42.5	-	33.5	-	G1/8	0.065
		521	-	91.5	-	22	31	6.5	4	4.3	G1/4	44	4	22	50	22	4.2	4	16	50	-	41.5	-	G1/8	0.110
	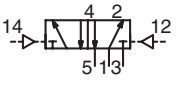	519	-	-	61	11	26	4	4	3.3	M5	21.6	-	11	19	15	2.7	6	11	30.5	-	25	-	M5	0.050
		520	-	-	85	15	27	6	3	3.3	G1/8	32.4	3	16.2	35	18	3.2	-	13	42.5	-	-	42.5	G1/8	0.160
		521	-	-	100	22	31	6.5	4	4.3	G1/4	44	4	22	50	22	4.2	4	16	50	-	-	50	G1/8	0.110
5/3 W1	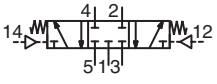	520	94	-	-	15	27	6	3	3.3	G1/8	32.4	3	16.2	35	18	3.2	-	13	42.5	51.5	-	-	G1/8	0.075
		521	109	-	-	22	31	6.5	4	4.3	G1/4	44	4	22	50	22	4.2	4	16	50	59	-	-	G1/8	0.120
5/3 W2	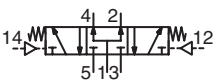	520	94	-	-	15	27	6	3	3.3	G1/8	32.4	3	16.2	35	18	3.2	-	13	42.5	51.5	-	-	G1/8	0.075
		521	109	-	-	22	31	6.5	4	4.3	G1/4	44	4	22	50	22	4.2	4	16	50	59	-	-	G1/8	0.120
5/3 W3	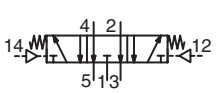	520	94	-	-	15	27	6	3	3.3	G1/8	32.4	3	16.2	35	18	3.2	-	13	42.5	51.5	-	-	G1/8	0.075
		521	109	-	-	22	31	6.5	4	4.3	G1/4	44	4	22	50	22	4.2	4	16	50	59	-	-	G1/8	0.120

00387GB-2021/R01
Availability, design and specifications are subject to change without notice. All rights reserved.