PROTECT SOUNDER 116 dB(A)
PRO 10



- Excellent robustness – Cast aluminium housing guarantees long lasting use in tough applications
- Outstanding perceptibility – Ideal radiation characteristics and high penetration of acoustical obstacles reduce the required number of devices
- Multi-voltage-power supply – Made to connect with different voltages, no need to stock various units
- Selectable tone – 80 different tones, 3 additional tones externally selectable
- Reducable sound pressure level – up to 30 dB, internally or externally selectable
- Pre- & main alarm – Preventing shock reactions by pre-alarming due to reduced sound pressure level
- Safe & easy handling – Designed with unlosable seal and screws to significantly shorten wiring and installation times

acoustic penetration	protection system	impact-proof housing	operating temperature	warranty	sound adjustable							
	IP 66/67	IK09	+55 °C / –40 °C	10 Years		VdS	UL	EAC	NEMA 4/4X	EN 54-3		lim
	protection system					pending	pending		protection system	pending	ext. sound reduction	DC version, inrush current limitation

3D-COVERAGE PERFORMANCE DATA		PRO 10
AUDIBLE	80 dB (A)	51 x 49 x 24 m @ DIN tone
	85 dB (A)	29 x 27 x 14 m @ DIN tone
	90 dB (A)	16 x 15 x 8 m @ DIN tone

To determine the exact signalling area for your needs, please use the online available Pfannenberg Sizing Software PSS.

PRODUCT	PRO 10		
DATA			
Rated voltage	115 / 230 V AC	12 - 48 V DC	24 / 48 V AC
Rated frequency	50 / 60 Hz		50 / 60 Hz
Operating range	95 - 265 V	10 - 60 V	18 - 53 V
Current consumption @ DIN tone	85 mA @ 230 V AC	355 mA @ 24 V DC	630 mA @ 24 V AC
Current consumption (max)	95 mA @ 230 V AC	400 mA @ 24 V DC	700 mA @ 24 V AC
Sound pressure level @ DIN tone	114 dB(A) @ 1m		
Sound pressure level max.	116 dB(A) @ 1m		
Sound level reduction	-4 dB / -10 dB / -16 dB / -22 dB / -26 dB / -30 dB		
Alarm tones	80 / 3 ext. selectable		
Sound time out	60 s / 15 min / 45 min / none		
Operating / storage temperature	–40 °C ... +55 °C / –40 °C ... +70 °C		
Degree of protection	IP66 / IP67 / NEMA 4/4x / IK09		
Material	Aluminum		
Clamping range of the cable fitting	7 - 13 mm		
Connecting terminals	stranded 2.5 mm², solid 4.0 mm²		
Weight	2650 g	2680 g	2650 g

OPTIONS

DNV MED MER

approval

DIMENSIONS

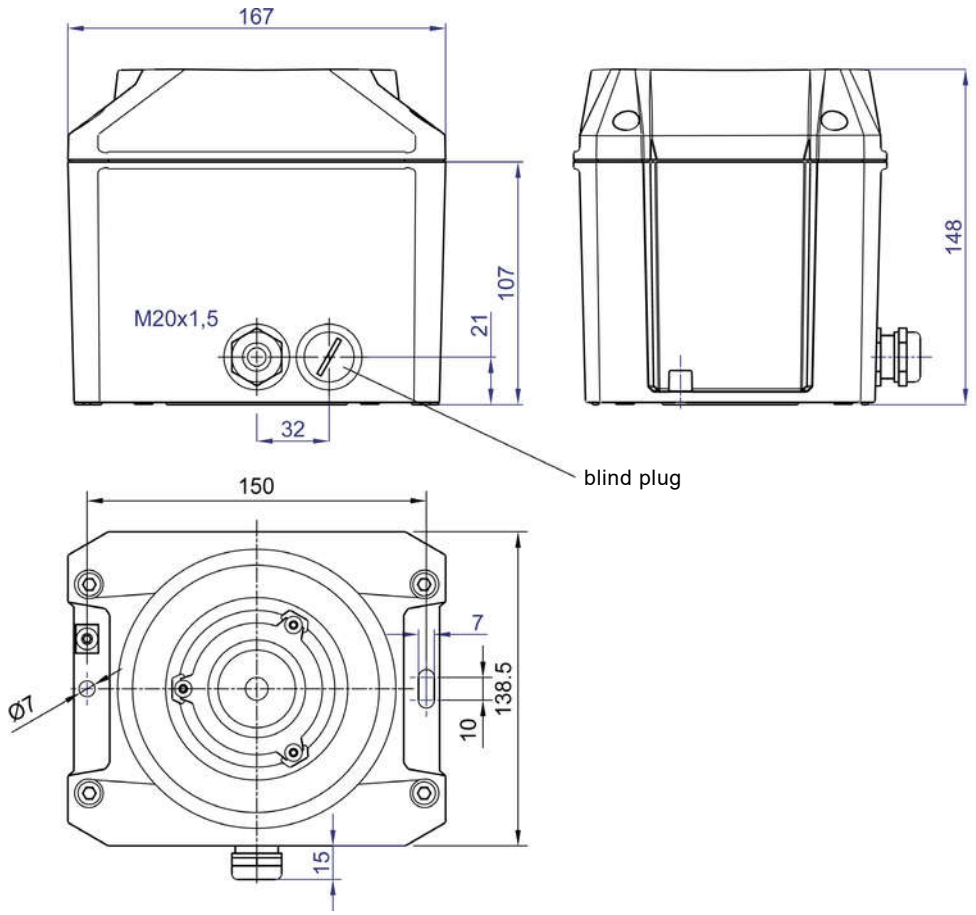

ARTICLE NO.	PRO 10		
VERSION	115 / 230 V AC	12 - 48 V DC	24 / 48 V AC
Standard	23150640000	23150630000	on request
DNV/MED/MER	23150640001	23150630001	on request

Article numbers for other voltages and versions on request.

TONE TABLE

NO.	DESCRIPTION	
1	no tone	
2	Sawtooth, DIN tone 33404-3 Germany (emergency signal), PFEER PTAP	
9	Slow whoop, fire alarm, UK BS5839-1	
11	Interrupted tone (fast)	
13	Interrupted tone	
15	Slow whoop, evacuation alarm Netherlands NEN 2575	
16	Slow whoop, evacuation alarm Australia AS2220	
18	Slow whoop, NFPA	
22	Pulsating tone, Australien alert AS1670, ISO8201	
23	Siren	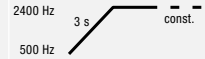
24	Siren	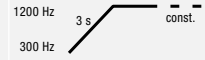
25	Siren	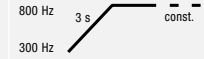
26	Siren, industrial alarm Germany	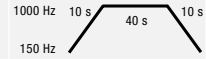
27	Sweeping	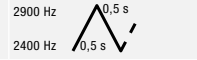
29	Sweeping (fast)	
30	Sweeping	
31	Sweeping, France NFC48-265	
33	Sweeping (medium), UK BS5839-1	
34	Sweeping (fast)	
35	Sweeping (fast), UK BS5839-1	
36	Sweeping	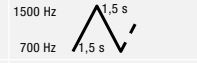
43	Sweeping	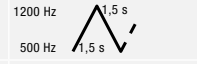
44	Sweeping, IMO 3d, Germany KTA3901 evacuation alarm	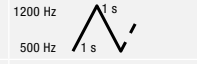
45	Sweeping	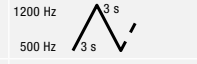
46	Sweeping, general alarm Finland	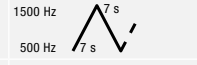
52	Continuous tone	
53	Continuous tone	
54	Continuous tone, Finland (all-clear signal)	
55	Continuous tone, PFEER gas alarm	
56	Continuous tone	

NO.	DESCRIPTION	
57	Continuous tone, UK BS5839-1	
59	Continuous tone	
60	Continuous tone	
61	Continuous tone	
63	Continuous tone	
65	Continuous tone, Sweden SS031711 (all-clear signal)	
66	Continuous tone	
67	Continuous tone, Germany KTA3901 (all-clear signal)	
68	Continuous tone	
69	Continuous tone	
71	Continuous tone	
77	Interrupted tone	
82	Interrupted tone, PFEER (general alarm), UK BS5839-1 (back-up alarm)	
83	Interrupted tone, PFEER (general alarm)	
88	Interrupted tone	
90	Interrupted tone	
91	Interrupted tone	
92	Interrupted tone	
93	Interrupted tone (fast), Horn	
97	Interrupted tone	
98	Interrupted tone, Sweden SS031711 (emergency signal)	
100	Interrupted tone, industrial alarm Germany	
101	Interrupted tone, Sweden SS031711 (important message (pre-mess))	
102	Interrupted tone, Sweden SS031711 (local warning)	
103	Interrupted tone, Sweden SS031711 (air raid warning)	
104	Interrupted tone, Sweden SS031711 (emergency signal)	
107	Interrupted tone, Germany KTA3901 (evacuation alarm)	
109	Interrupted tone, Australia AS2220, AS1610, AS1670	
110	Interrupted tone, (fast variable), bell	
111	Interrupted tone, ISO8201 (emergency evacuation signal), USA (evacuation alarm)	
112	Interrupted tone, ISO8201 (emergency evacuation signal)	
113	Interrupted tone, ISO8201 (emergency evacuation signal), sweeping	

TONE TABLE

NO.	DESCRIPTION	NO.	DESCRIPTION
115	Interrupted tone, IMO (telephone call)	131	Alternating tone, UK BS5839-1 (fire alarm, railway crossing)
116	Interrupted tone, IMO (leave ship)	135	Alternating tone, UK BS5839-1 (fire alarm, increased urgency – railway crossing)
117	Interrupted tone, IMO SOLAS III/50 + SOLAS III/6.4 (general alarm)	142	Alternating tone
122	Alternating tone	143	Alternating tone, industrial alarm Germany
123	Alternating tone	144	Alternating tone
124	Alternating tone, Singapore	146	Alternating tone, France NFS 32-001 (fire alarm)
125	Alternating tone	147	Alternating tone, Sweden SS031711
128	Alternating tone	148	Alternating tone, Sweden SS031711
130	Alternating tone, UK BS5839-1 (fire alarm)	152	Alternating tone (two tone chime)

CONFORMITY TO STANDARDS

The acoustic parameters conform to the European standard DIN EN ISO 7731:
“Ergonomic – alarms for public areas and workplaces – acoustic alarms“.

The requirement for an acoustic alarm signal can be found in the harmonised standards:

EN 60204-1	Electrical equipment of machines
EN 60825-1	Radiation safety of laser devices, identical to IEC 825 and DIN-VDE 0837