# KMT2 Series
# Nano-Miniature SMT Top Actuated



## Features

- *Smallest footprint*
- *High number of cycles within the smallest packaging*
- *Smallest thickness with integrated actuator*
- *Ground pin option*
- *Halogen free*

## Typical Applications

- *Mobile Phones*
- *Hearing Aids*
- *MP3 accessories*
- *Bluetooth Headset*



## Specification

FUNCTION: momentary action
CONTACT ARRANGEMENT: 1 make contact = SPST, N.O.
TERMINALS: Gullwing type for SMT

## Mechanical

| Type G and NG | Operating force Newtons (grams) | Operating Life | Tactile Feeling | Travel mm |
|---|---|---|---|---|
| KMT 211 HF LFS | 1.0 (100) ± 0.25 | 150,000 | ≥ 10% | 0.15 ± 0.1 |
| KMT 221 HF LFS | 1.6 (160) ± 0.40 | 150,000 | ≥ 30% | 0.15 ± 0.1 |

## Electrical

| | Silver |
|---|---|
| MAXIMUM POWER: | 0.5 VA |
| MAXIMUM VOLTAGE: | 32 VDC |
| MINIMUM VOLTAGE: | 20 mV |
| MAXIMUM CURRENT DC: | 50 mA |
| MINIMUM CURRENT DC: | 1 mA |
| DIELECTRIC STRENGTH: | ≥ 250 Vrms (1mn) |
| CONTACT RESISTANCE: | ≤ 150 mΩ |
| INSULATION RESISTANCE: | ≥ 50 MΩ |
| BOUNCE TIME: | ≤ 6 ms |

## Environmental

| | Silver |
|---|---|
| OPERATING TEMPERATURE: | -40˚C to 85˚C |
| STORAGE TEMPERATURE: | -55˚C (10 days) +85˚C (4 days) |

## Process

SOLDERING: This component is suited to the following methods:
– Infrared Reflow Soldering in accordance with IEC61760-1

## Packaging

In reels of 4,000 pieces.
Dimensions of reels according to EIA 481B
External diameter 180 mm

**NOTE**: Specifications listed above are for switches with standard options.
For information on specific and custom switches, consult Customer Service Center.

## Part Number Description

For any part number different from those listed above, please consult your local representative.

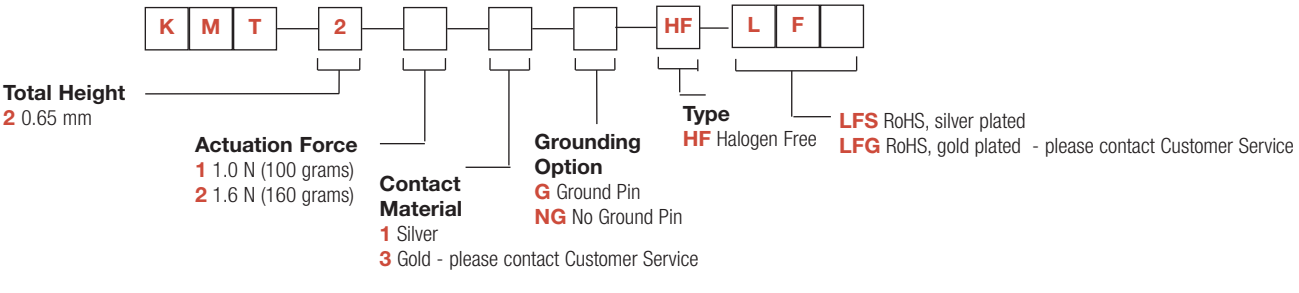

## KMT Series – No Ground Pin

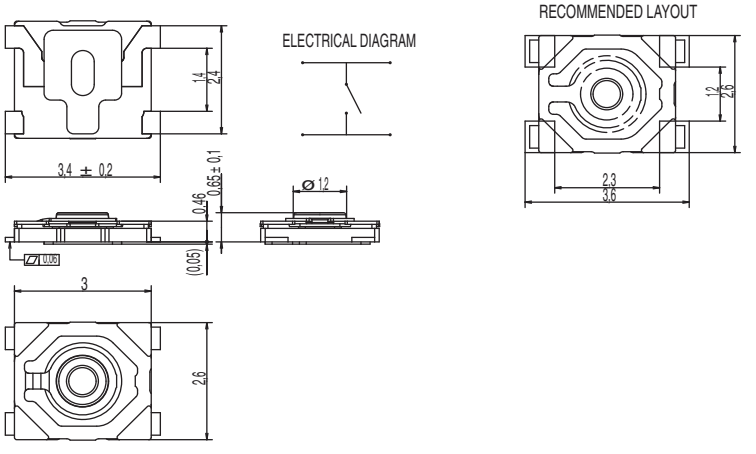


## KMT Series – With Ground Pin

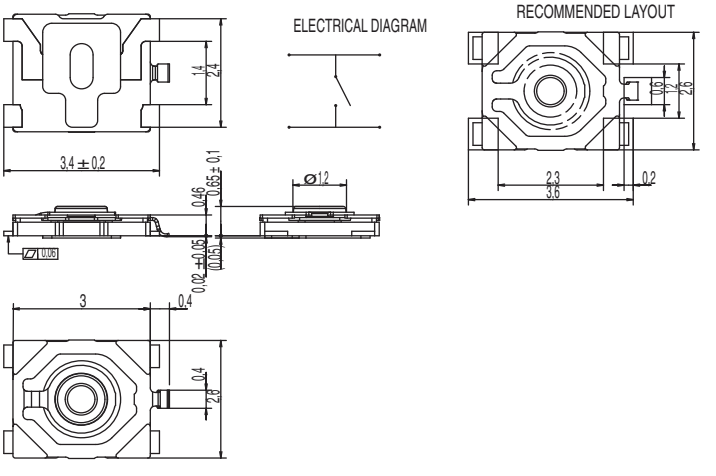


## TAPE & REEL

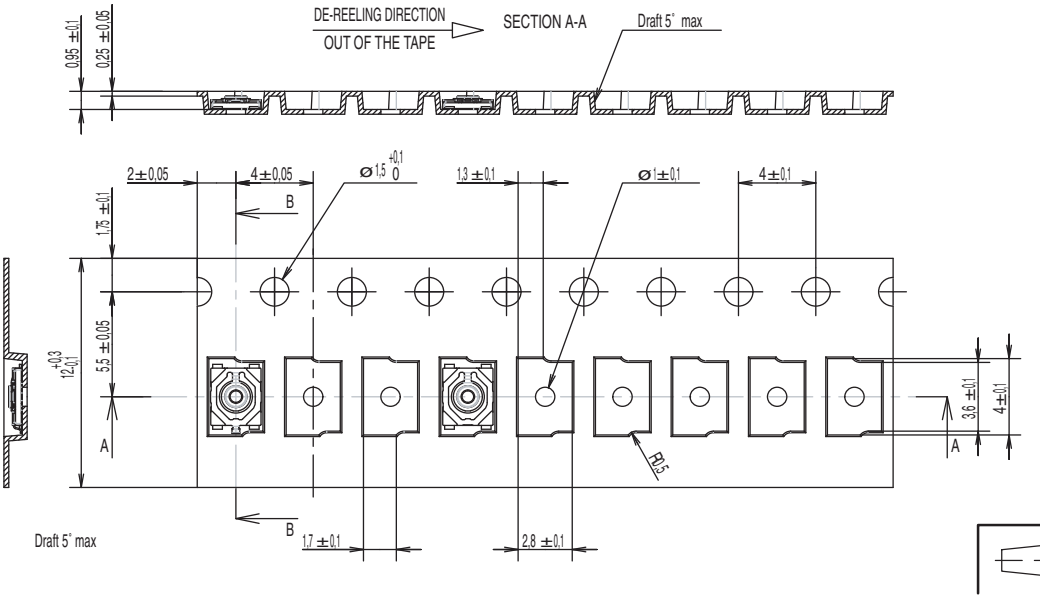


First Angle Projection

*Dimensions are shown: mm*
*Specifications and dimensions subject to change*