USFF 1206

Surface Mount Fuse, 3.2 x 1.6 mm, Super-Quick-Acting FF, 63 VDC / 125 VAC, low impedance

new



UL 248-14 · 125 VAC · 63 VDC · Super-Quick-Acting FF

Description
- Low voltage drop
- Very fast and precise opening time
- Complements USF 1206 with lower current ratings
- Impermeable to potting compound

Standards
- UL 248-14
- CSA C22.2 no. 248.14

Approvals
- UL File Number: E41599

Applications
- Smart meters
- Battery protection
- Sensors
- Mobile devices
- Semiconductor protection

References
Packaging Details

Weblinks
pdf-datasheet, html-datasheet, General Product Information, Approvals, CE declaration of conformity, RoHS, CHINA-RoHS, REACH, e-Shop, SCHURTER-Stock-Check, Distributor-Stock-Check, Detailed request for product

Technical Data

Rated Voltage	125 VAC, 63 VDC
Rated current	0.05 - 0.25 A
Breaking Capacity	100 A
Characteristic	Super-Quick-Acting FF
Mounting	PCB,SMT
Admissible Ambient Air Temp.	-55 °C to 90 °C
Climatic Category	55/090/21 acc. to IEC 60068-1
Material: Housing	Epoxyd Glass, UL 94V-0
Material: Terminals	Gold-Plated Copper Alloy
Unit Weight	0.0133 g
Storage Conditions	0 °C to 60 °C, max. 70% r.h.
Product Marking	Letter (see variants)

Soldering Methods	Reflow
Solderability	245 °C / 3 sec acc. to IEC 60068-2-58, Test Td
Resistance to Soldering Heat	260 +0/-5 °C / 30 sec acc. to IPC/JEDEC J-STD-020D, Level 1
Moisture Resistance Test	MIL-STD-202C, Method 103 B (Level 1) IPC/JEDEC-J-STD-20C (85°C@85%RH@240h)
Terminal Strength	MIL-STD-202, Method 211A (Deflection of board 1 mm for 1 minute)
Thermal Shock	IEC 60068-2-14, CECC 4200 (5 Cycles 40°C - 125°C)
Case Resistance	acc. to EIA/IS-722, Test 4.7 >100 MΩ (between leeds and body)
Resistance to Solvents	MIL-STD-202, Method 215A (EIA-722, 4.11)

Dimension

3.2 mm

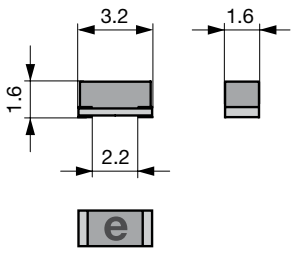

Reflow soldering pads

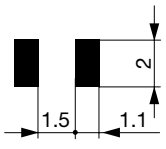

Derating Curves

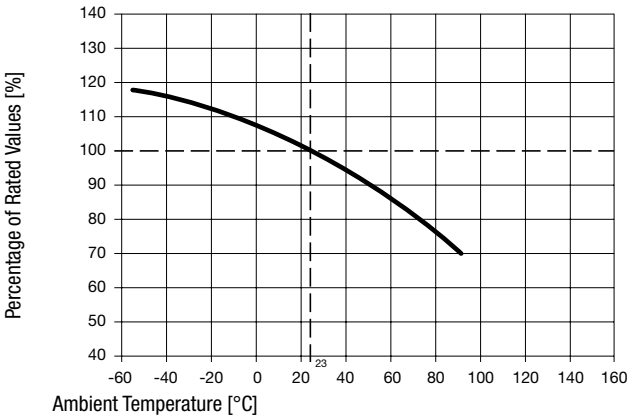

Pre-Arcing Time

Rated Current In	1.0 x In min.	2.5 x In max.	10.0 x In min.	10.0 x In max.
0.05 A - .25 A	4 h	5 s	0.1 ms	1 ms

Time-Current-Curves

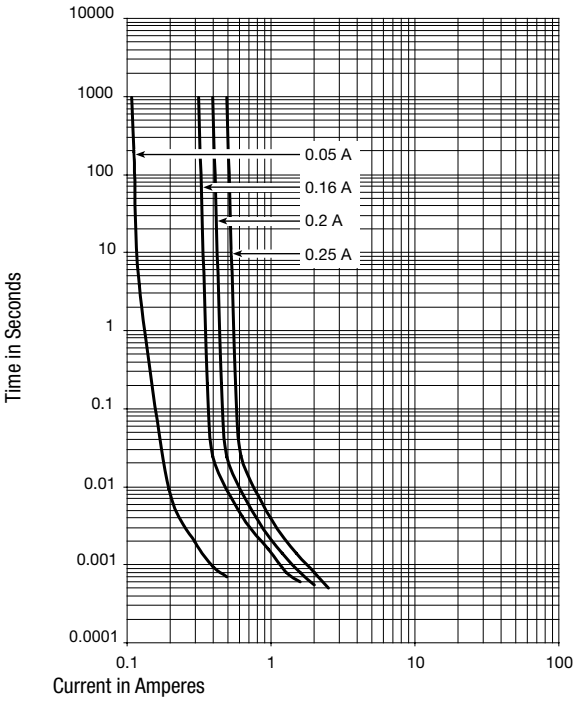

All Variants

Rated Current [A]	Rated Voltage [VAC]	Rated Voltage [VDC]	Marking	Breaking Capacity	Voltage Drop 1.0 In typ. [mV]	Cold Resistance typ. [mΩ]	Melting I²t 8.0 In typ. [A²s]	c UL us	Order Number	
0.05	125	63	e	1)	430	8350	0.0002	●	3413.0002.xx	
0.16	125	63	s	1)	95	510	0.0015	●	3413.0008.xx	
0.2	125	63	u	1)	87	365	0.0029	●	3413.0009.xx	
0.25	125	63	w	1)	75	255	0.0032	●	3413.0010.xx	

Most Popular.

Availability for all products can be searched real-time:http://www.schurter.com/en/Stock-Check/Stock-Check-SCHURTER

1) 100 A @ 125 VAC, 100 A @ 63 VDC

Packaging Unit

.xx = .11 Blister Tape of 100 pcs. in Plastic Bag
.xx = .22 Blister Tape 18 cm Reel (1000 pcs.)
.xx = .24 Blister Tape 25.4 cm Reel (5000 pcs.)
.xx = .26 Blister Tape 33 cm Reel (10000 pcs.)

04.05.2015

The specifications, descriptions and illustrations indicated in this document are based on current information. All content is subject to modifications and amendments. Information furnished is believed to be accurate and reliable. However, users should independently evaluate the suitability and test each product selected for their own applications.