

PS226-T12-K240

- **Design to EN 50047**
- **cable entry 2 x M20 x 1,5**
- **thermoplastic enclosure with foldable latching cover**
- **Simple and quick to adjust the control elements by 45°.**
- **Quick connection technology as connection terminals rotated by 45°**

Data

Ordering data	
Product type description	PS226-T12-K240
Article number (order number)	103015087
EAN (European Article Number)	4030661501833
Certifications	
Certificates	cULus CCC EAC
General data	
Product name	PS226 with angle roller lever K240
Standards	IEC 60947-5-1
Housing construction form	Norm construction design
Enclosure material	Plastic, glass-fibre-reinforced
Material of the contacts, electrical	Silver
Gross weight	89.2 g
General data - Features	
Safety functions	Yes
Number of auxiliary contacts	1
Number of safety contacts	2

Safety appraisal	
Standards	ISO 13849-1
Mission Time	20 Year(s)
Safety appraisal - Safety outputs	
B10d Normally-closed contact (NC)	20,000,000 Operations
Mechanical data	
Actuating element	Angle roller lever K240
Mechanical life, minimum	10,000,000 Operations
Positive break force, minimum	40 N
Actuating speed, minimum	60 mm/min
Actuating speed, maximum	1 m/s
Mechanical data - Connection technique	
Terminal Connector	Screw connection
Cable section, minimum	0.34 mm²
Cable section, maximum	1.5 mm²
Mechanical data - Dimensions	
Height of sensor	107 mm
Length of sensor	33 mm
Width of sensor	59 mm
Ambient conditions	
Protection class	IP66 IP67
Ambient temperature, minimum	-30 °C
Ambient temperature, maximum	+80 °C
Ambient conditions - Insulation value	
Rated impulse withstand voltage	4 kV
Electrical data	
Thermal test current	5 A
Required rated short-circuit current to EN 60947-5-1	400 A
Utilisation category AC-15	240 VAC
Utilisation category AC-15	3 A
Utilisation category DC-13	24 VDC
Utilisation category DC-13	3 A

Switching element	1 NO contact, 2 NC contacts
Switching principle	Creep circuit element
Switching frequency	5,000 /h

Ordering code

Product type description:

PS2(2)-(3)-(4)-(5)-(6)-(7)-(8)-(9)-(10)-(11)-(12)

(2)

5	Metal enclosure
216	Thermoplastic enclosure
226	Plastic housing with 2 cable entries

(3)

without	L-hole (standard)
L	elongated hole

(4)

Z11	Snap action 1 NO contact / 1 NC contact
Z02	Snap action 2 NC contacts
Z12	Snap action 1 NO contact / 2 NC contact
Z11R	Snap action 1 NO contact / 1 NC contact with latching
Z02R	Snap action 2 NC contacts with latching
T11	Slow action 1 NO contact / 1 NC contact
T02	Slow action 2 NC contacts
T20	Slow action 2 NO contact
T12	Slow action 1 NO contact / 2 NC contact
T21	Slow action 2 NO contact / 1 NC contact
T03	Slow action 3 NC contacts
T11UE	Slow action 1 NO contact / 1 NC contact with overlapping contacts
T02H	Slow action 2 NC contacts with staggered contacts

(5)

without	Contacts silver plated (Standard)
A1	Gold contacts 0,3 µm
A2	Gold contacts 1,0 µm
A3	Gold contacts 3,0 µm

(6)

without	without indication light

G	integrated status display

(7)

without	Cable entry M20
M16	cable entry M16
ST	Connector plug M12 - plastic - bottom
STR	Connector plug M12, right
STL	Connector plug M 12, left

(8)

S200	plunger S200 Ø 6 mm
S210	Plunger Ø 8,6 mm
S211	Plunger Ø 10,3 mm
S221	Plunger Ø 9,8 mm
R200	Roller plunger R200
R201	Roller plunger - stainless steel roller Ø 9,5mm
R210	Roller plunger - plastic roller Ø 12mm
K201	Roller plunger - stainless steel roller - width 5,3 mm - Ø 12mm
K200	Offset roller lever - plastic roller- width 5.3 mm - Ø 12 mm
K201	Roller plunger - stainless steel roller - width 5,3 mm - Ø 12mm
K210	Offset roller lever - plastic roller- width 5mm - Ø 14mm
K230	Angle roller lever - plastic roller Ø 14 mm
K240	Angle roller lever with plastic roller Ø 22 mm - right-bent
K250	Angle roller lever with plastic roller Ø 22 mm - left-bent
H200	Roller lever - plastic roller Ø 16 m - lever length 24 mm
H202	Roller lever - brass roller Ø 16mm - lever length 24mm (Standard)
H230	Roller lever - plastic roller Ø 16mm - lever length 28 mm
H232	Roller lever - brass roller Ø 16mm - lever length 28 mm
H236	Roller lever - rubber roller Ø 16mm - lever length 28 mm
N200	Roller lever 2 mm Toothing (24...26mm) - Plastic roller Ø 20 mm - Width 9.8 mm
N201	Roller lever adjustable in 2 mm steps (24...66mm) - stainless steel roller Ø 20mm - width 9,8 mm
N202	Roller lever - adjustable in 2 mm steps (24...66mm) - brass roller Ø 20mm - width 9,8 mm
N210	Roller lever - adjustable in 2 mm steps (24...66mm) - plastic roller Ø 20mm - width 5 mm - long-angled - locking washer
N280	Roller lever -adjustable in 2 mm steps (24...66mm) - plastic roller Ø 20mm - width 5 mm - long - locking washer
J200	Rod lever - plastic - 200mm -Ø 6mm
J201	Rod lever - stainless steel - 200mm -Ø 6mm (Standard)
J203	Rod lever - aluminium - 200mm -Ø 6mm
F230	Spring rod - plastic
F231	Spring rod - stainless steel
A200	Special actuating bolt - plastic - valve control

(9)

without no intent rotation (Standard)
U1 intent rotation 45°
U2 intent rotation 90°
U3 intent rotation 135°
U4 intent rotation 180°
U5 intent rotation 225°
U6 intent rotation 275°
U7 intent rotation 315°

(10)
without no lever rotation (Standard)
X1 lever rotation 15°
X2 lever rotation 30°
X3 lever rotation 45°
X4 lever rotation 60°
X5 lever rotation 75°
X6 lever rotation 90°
X7 lever rotation 105°
X8 lever rotation 120°
X9 lever rotation 135°
X10 lever rotation 150°
X11 lever rotation 165°
X12 lever rotation 180°
X13 lever rotation 195°
X14 lever rotation 210°
X15 lever rotation 225°
X16 lever rotation 240°
X17 lever rotation 255°
X18 lever rotation 270°
X19 lever rotation 285°
X20 lever rotation 300°
X21 lever rotation 315°
X22 lever rotation 330°
X23 lever rotation 345°

(11)
without Roller outside (Standard)
I Roller inside

(12)
without -30...+80°C (Standard)
T -40...+80°C

Documents

Operating instructions (supplementary sheet/quick guide)

(552,5 kB, 10.05.2019, Revision A)

UL Certificate

(211,5 kB, 01.08.2019)

CCC certification

(3,6 MB, 10.05.2019, Revision 01)

EAC certification

SISTEMA-VDMA library

(134,9 kB, 19.06.2019)

Pictures

Product picture (catalogue individual photo)



ID: kps2kf12

| 43,0 kB | .png | 74.083 x 98.425 mm - 210 x 279 Pixel - 72 dpi
| 70,8 kB | .jpg | 27.009 x 35.983 mm - 319 x 425 Pixel - 300 dpi
| 677,1 kB | .jpg | 352.778 x 469.547 mm - 1000 x 1331 Pixel - 72 dpi

Product picture (catalogue individual photo)



ID: kps1kf28

| 32,2 kB | .jpg | 27.093 x 23.453 mm - 320 x 277 Pixel - 300 dpi
| 20,8 kB | .png | 74.083 x 64.206 mm - 210 x 182 Pixel - 72 dpi
| 225,4 kB | .jpg | 352.778 x 305.506 mm - 1000 x 866 Pixel - 72 dpi

Dimensional drawing basic component

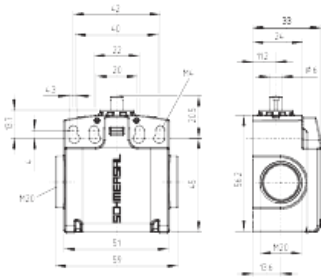

ID: kps2xg04

| 6,5 kB | .png | 74.083 x 63.853 mm - 210 x 181 Pixel - 72 dpi
| 38,9 kB | .jpg | 112.889 x 97.367 mm - 320 x 276 Pixel - 72 dpi
| 167,8 kB | .jpg | 352.778 x 304.447 mm - 1000 x 863 Pixel - 72 dpi

Switch travel diagram

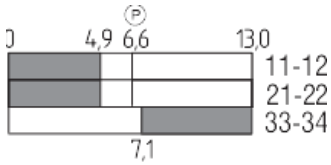

ID: kps11s43

| 2,1 kB | .png | 74.083 x 36.336 mm - 210 x 103 Pixel - 72 dpi
| 19,1 kB | .jpg | 112.889 x 55.386 mm - 320 x 157 Pixel - 72 dpi

Diagram

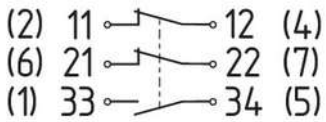

ID: kps2xk02

| 24,0 kB | .jpg | 112.889 x 47.272 mm - 320 x 134 Pixel - 72 dpi

Dimensional drawing actuator

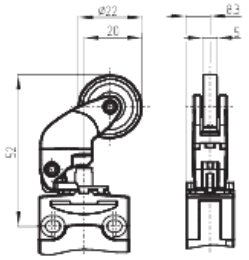

ID: kps11b07

| 5,6 kB | .png | 74.083 x 73.025 mm - 210 x 207 Pixel - 72 dpi
| 221,1 kB | .jpg | 352.778 x 376.767 mm - 1000 x 1068 Pixel - 72 dpi

K.A. Schmersal GmbH & Co. KG, Möddinghofe 3, D-42279 Wuppertal
The details and data referred to have been carefully checked. Images may diverge from original. Further technical data can be found in the manual. Technical amendments and errors possible.
Generated on 23.06.2020 15:33:23