The Right Tool at the Right Time

DORMER



NEW SHARK LINE

Material specific application taps

SHARK LINE

Introduction

- Dormer's application-based ranges of DIN taps, branded Shark Line, are renowned for their high performance and are easily recognisable by their coloured rings, denoting recommendation for use on specific materials.

- Research has led to the development of new features on specific Shark Lines, such as special coatings and geometries.

- Shark Line taps are a dependable solution when high quality threads are required in specific materials.

Features *& Benefits*

- **Application**
  Problem-free threading of blind and through holes in specific materials.

- **Colour Ring Coding**
  The colour ring identifies the taps for specific materials.

- Improved chip evacuation reduces interruptions to your production process.

- Significant reduction in axial forces compared to conventional taps reduces the risk of inaccurate threads.

- Significant reduction in torque compared to conventional taps reduces machine wear and decreases the risk of chipping or breakage.

- **Flute Geometry**
  Special flute geometry on Yellow, Red and Green Shark spiral flute taps means the nest formation of swarf is prevented, reducing the risk of re-cutting swarf on reversal.

- **Edge Treatment**
  Yellow, Red and Blue Shark spiral flute taps for steels and stainless steels have a special edge treatment to increase strength and reduce the chance of micro-chipping on the cutting edges.
  This considerably improves performance and tool life.

Tool ***Material***

- Shark Line taps are manufactured from special powder metalurgy tool steel (HSS-E-PM). This provides an unbeatable combination of toughness and edge strength allowing increased hot hardness properties, resulting in excellent performance under higher cutting conditions.

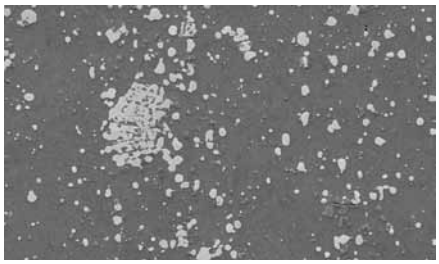

Micro structure of traditional HSS-E (M35)



Micro structure of HSS-E-PM*

* Courtesy of Erasteel

Surface ***Treatments***

- **Applying the optimum surface treatment to suit the work piece material can significantly increase productivity, tool life and dependability.**

- **Steam Tempering (ST)**
  Steam Tempering gives anti-oxidation properties and enables the surface of the tool to absorb lubrication during machining operations. It is a good solution for tapping stainless steel.

- **Hard Chrome (Cr)**
  Hard Chrome Plating increases surface hardness significantly, achieving values up to 68HRc. It prevents the swarf from sticking and is especially suitable when tapping structural grade steels, carbon steels, copper and brass.

- **Super-B**
  Super-B is a low friction self lubricating, hard coating which prevents built-up edge and provides very high wear resitance. This is particularly advantageous when threading tough, long-chipping heat resistant materials such as stainless steel.

- **TiAlN**
  TiAlN is a multi-layer ceramic coating which is very tough and resistant to wear caused by high temperature. This is particularly advantageous when threading abrasive materials such as cast irons.

- **TiAlN-Top**
  TiAlN-Top is a multi-layer ceramic coating which has been through a smoothing process.
  It exhibits high toughness and oxidation stability making it ideal for higher speeds and feeds, whilst improving tool life.
  This is particularly advantageous when threading tough alloys and hardened steels, but also has benefits when tapping aluminiums.

Yellow *Shark*





- **Designed for high performance thread production in low alloy steels.**
- **Surface Treatment**
  Available with Hard Chrome Plating (Cr) to prevent built up edge when tapping materials which are prone to sticking to the cutting edges.
  Yellow Shark also has an additional edge treatment to guarantee excellent performance in steels.
- **Flute Geometry**
  Available in spiral point for through holes and spiral flute (40º angle) for blind holes.
  Special flute geometry on Yellow Shark spiral flute taps means the nest formation of swarf is prevented, reducing the risk of re-cutting swarf on reversal.

Metric
Spiral Point - Hard chrome
E297 from M3 to M30
Spiral Flute - Hard chrome
E298 from M3 to M30
DIN 371, M3 - M10; DIN 376, M12 - M30

Metric Fine
Spiral Point - Hard chrome
E299 from M4x0.5 to M30x2.0
Spiral Flute - Hard chrome
E300 from M4x0.5 to M30x2.0
DIN 374

Red *Shark*





- **Designed for high performance thread production in alloy steels.**
- **Surface Treatment**
  Available in Bright Finish or TiAlN-Top coating combined with an additional edge treatment guarentees excellent performance in alloy steels.
- **Flute Geometry**
  Available in spiral point for through holes and spiral flute (45º angle) for blind holes.
  Special flute geometry on Red Shark spiral flute taps means the nest formation of swarf is prevented, reducing the risk of re-cutting swarf on reversal.
- **Back Tapered**
  On spiral flute Red Shark the back taper further facilitates chip evacuation, reducing chipping on the last threads of the taps and also reducing the torque when the tap reverses.
- **Tool Holding**
  When using spiral flute Red Shark taps, it is recommended to use a tool holder with minimal float or soft start.

Metric
Spiral Point - Bright
E255 from M3 to M20
Spiral Point - TiAlN-Top
E256 from M3 to M20

Spiral Flute - Bright
E260 from M3 to M20
Spiral Flute - TiAlN-Top
E261 from M3 to M20

DIN 371, M3 - M10; DIN 376, M12 - M20

Blue *Shark*



- **Designed for high performance thread production in a wide range of stainless steels.**
- **Surface Treatment**
  Available in Steam Tempered (ST) or Super-B (TiAlN + WC/C) coating combined with an additional edge treatment guarentees excellent performance in most stainless steels.
- **Flute Geometry**
  Available in spiral point for through holes and spiral flute (40º angle) for blind holes.
- **Back Tapered**
  On the E238 and E239 spiral flute Blue Shark, the back taper further facilitates chip evacuation, reducing chipping on the last threads of the taps and also reducing the torque when the tap reverses.

Metric
Spiral Point - Steam Tempered
E240 from M3 to M30
Spiral Point - Super-B
E241 from M3 to M20
Spiral Flute - Steam Tempered - back tapered
E238 from M3 to M30
Spiral Flute - Super-B - back tapered
E239 from M3 to M20
DIN 371, M3 - M10; DIN 376, M12 - M20

Metric Fine
Spiral Point - Steam Tempered
E384 from M6x0.75 to M20x1.5
Spiral Flute - Steam Tempered
E383 from M6x0.75 to M20x1.5
DIN 374

BSP(G)
Spiral Flute - Steam Tempered
E382 from 1/8”-28 to 1”-11
DIN 5156

White *Shark*



- **Designed for high performance thread production in cast irons.**
- **Surface Treatment**
  Steam Temper (ST) or TiAlN coating provides excellent performance in most cast irons.
- **Flute Geometry**
  Straight flute design gives excellent performance when threading both through and blind holes in short chipping materials.

Metric
Straight Flute - Steam Tempered
E201 from M3 to M10 - DIN 371
Straight Flute - Steam Tempered
E252 from M8 to M24 - DIN 376

Straight Flute - TiAlN
E390 from M3 to M20
DIN 371, M3 - M10; DIN 376, M12 - M20

Green *Shark*



- **Designed for high performance thread production in non-ferrous materials.**

- **Surface Treatment**
  Available in Bright Finish or Super-B (TiAlN + WC/C) coating guarantees excellent performance in aluminiums, brass and copper.

- **Flute Geometry**
  Available in spiral point for through holes and spiral flute (35º angle) for blind holes.
  Special flute geometry on Green Shark spiral flute taps means the nest formation of swarf is prevented, reducing the risk of re-cutting swarf on reversal.

Metric
Spiral Point - Bright
E471 from M3 to M20
Spiral Point - Super-B
E472 from M3 to M20
Spiral Flute - Bright
E473 from M3 to M20
Spiral Flute - Super-B
E474 from M3 to M20
DIN 371, M3 - M10; DIN 376, M12 - M20

Hints ***& Tips***

- Rigid tapping is recommended particularly when tapping blind holes with spiral flute taps.
- When rigid tapping on CNC machines with Shark taps, it is recommended to use a tool holder with minimal float or soft start.
- If rigid tapping using ER collet chucks, it is recommended to use collets with square drive. This will reduce the chance of slipping and increase tool life.
- When tapping stainless steels on machines with soluble oil, it is recommended to increase the oil content to 8 – 10 %.
- Be sure to calculate the drill diameter accurately. If the application should allow, when tapping difficult materials you should consider pre-drilling the hole slightly larger. This can considerably increase tap life.
- When using hand applied cutting fluids, be sure to choose the correct grade from Dormer Tools.
- If the application allows, when tapping blind holes its recommended to drill 1-2 pitches deeper to prevent the chance of bottoming and breakage.

Special ***Flute Geometry***

- Special shaped grinding wheels create a flute geometry on spiral flute Shark taps to help control swarf, preventing nest formation and re-cutting of swarf on reversal.



Superior ***Cutting Edge Strength***

- HSS-E-PM has a more controlled structure which provides more uniform wear and therefore delivers more consistent performance and process stability. Essential when tapping.



Minimal lead wear after many holes

E261 M8 after 1600 Holes in Steel
Uddeholm Orvar Supreme (AMG 1.5)
Vc = 20 M/min Depth = 20 mm

E390 M8 after 10000 Holes in Cast Iron
SS0727 (AMG 3.3)
Vc = 35 M/min Depth = 16 mm

Cutting Fluids ***for Shark Line taps***

Shark	Application	Cutting Oil
	Steel	M200 No 1 (Blue)
	Brass/ Copper	M200 No 2 (Red)
	Alloy steels	M200 No 1 (Blue)
	Stainless Steel	M200 No 1 (Blue)
	Cast Irons < 230HB	Emulsion
	Cast Irons > 230HB	M200 No 1 (Blue)
	Non Ferrous Materials	M200 No 2 (Red)

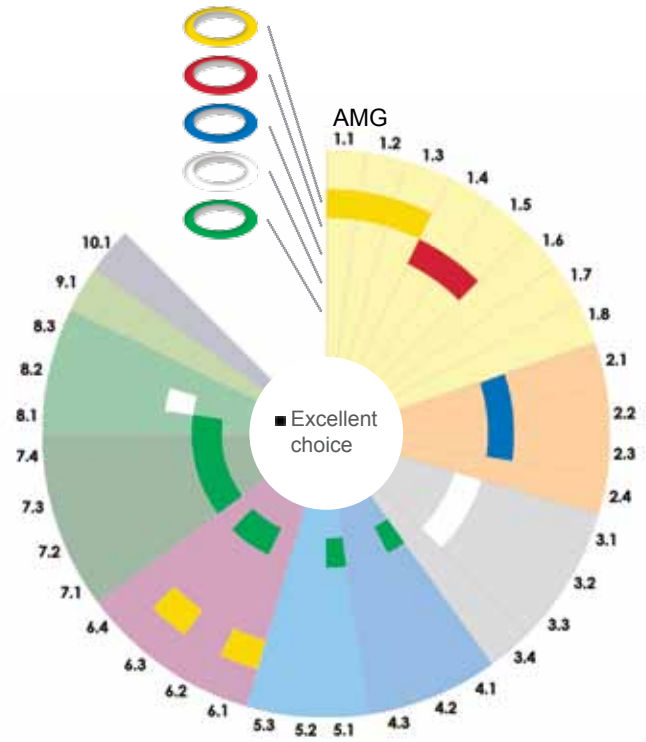

Application
Material Groups

- Excellent for Application
- Good for Application

Example
10 = Peripheral speed in metres/minute +/- 10%

Application Material Group			Hardness HB	Tensile stength N/mm²		E297	E298	E299	E300	E255	E256	E260
						M	M	MF	MF	M	M	M
						DIN 371/372	DIN 371/372	DIN 374	DIN 374	DIN 371/372	DIN 371/372	DIN 371/372
						6H	6H	6H	6H	6H	6H	6H
						2.5XD	2XD	2.5XD	2XD	2.5XD	2.5XD	2.5XD
						HSS-E-PM	HSS-E-PM	HSS-E-PM	HSS-E-PM	HSS-E-PM	HSS-E-PM	HSS-E-PM
						B 3.5-5	C 2-3	B 3.5-5	C 2-3	B 3.5-5	B 3.5-5	C 2-3
							λ40°		λ40°			λ45°
						Cr	Cr	Cr	Cr		TiAlN Top	
						M3 - M30	M3 - M30	M4 - M30	M4 - M30	M3 - M20	M3 - M20	M3 - M20
						NEW	NEW	NEW	NEW	NEW	NEW	NEW
						SHARK LINE	SHARK LINE	SHARK LINE	SHARK LINE	SHARK LINE	SHARK LINE	SHARK LINE
1. Steel	1.1	Magnetic soft steel	< 120	< 400	1.1	■25	■25	■25	■25			
	1.2	Structural steel, case carburizing steel	< 200	< 700	1.2	■22	■22	■22	■22			
	1.3	Plain Carbon steel	< 250	< 850	1.3	■18	■18	■18	■18			
	1.4	Alloy steel	< 250	< 850	1.4	●16	●16	●16	●16	■16	■30	■16
	1.5	Alloy steel, Hardened and tempered steel	> 250 < 350	> 850 < 1200	1.5	●10	●10	●10	●10	●7	■17	●7
	1.6	Alloy steel, Hardened and tempered steel	> 350	> 1200 < 1620	1.6					●4	●11	●4
	1.7	Alloy steel, Heat treated	49-55 HRc	> 1620	1.7							
	1.8	Alloy steel, Hardened & Wear resistant steel	55-63 HRc	> 1980	1.8							
2. Stainless Steel	2.1	Free machining, Stainless Steel	< 250	< 850	2.1							
	2.2	Austenitic	< 250	< 1100	2.2							
	2.3	Ferritic + Austenitic, Ferritic, Martensitic	< 300	< 1000	2.3							
	2.4	Precipitation Hardened	> 320 < 410	> 1100 < 1400	2.4							
3. Cast Iron	3.1	Lamellar graphite	< 150	< 500	3.1							
	3.2	Lamellar graphite	> 150 ≤ 300	> 500 ≤ 1000	3.2							
	3.3	Nodular graphite, Malleable Cast Iron	< 200	< 700	3.3							
	3.4	Nodular graphite, Malleable Cast Iron	> 200 < 300	> 700 < 1000	3.4							
4. Titanium	4.1	Titanium, unalloyed	< 200	< 700	4.1							
	4.2	Titanium, alloyed	< 270	< 900	4.2					●5	●10	●5
	4.3	Titanium, alloyed	> 270 <350	> 900 ≤ 1250	4.3							
5. Nickel	5.1	Nickel, unalloyed	< 150	< 500	5.1							
	5.2	Nickel, alloyed	< 270	< 900	5.2					●5	●10	●5
	5.3	Nickel, alloyed	> 270 <350	> 900 < 1200	5.3							
6. Copper	6.1	Copper	< 100	< 350	6.1	■12	■12	■12	■12			
	6.2	β-Brass, Bronze	< 200	< 700	6.2	●30	●30	●30	●30			
	6.3	α-Brass	< 200	< 700	6.3	■20	■20	■20	■20			
	6.4	High Strength Bronze	< 470	< 1500	6.4							
7. Aluminium Magnesium	7.1	Al, Mg, unalloyed	< 100	< 350	7.1							
	7.2	Al alloyed, Si < 0.5%	<150	< 500	7.2							
	7.3	Al alloyed, Si > 0.5% < 10%	<120	< 400	7.3							
	7.4	Al alloyed, Si > 10% Whisker reinforced Al-alloys Mg-alloys	<120	< 400	7.4							
8. Synthetic materials	8.1	Thermoplastics	---	---	8.1							
	8.2	Thermosetting plastics	---	---	8.2							
	8.3	Reinforced plastic materials	---	---	8.3							
9. Hard material	9.1	Cermets (metals-ceramics)	< 550	< 1700	9.1							
10. Graphite	10.1	Graphite	---	< 100	10.1							

	M	M	M	M	M	MF	MF	G	M	M	M	M	M	M	M	
	DIN 371 / 376	DIN 371 / 376	DIN 371 / 376	DIN 371 / 376	DIN 371 / 376	DIN 374	DIN 374	DIN 5156	DIN 371	DIN 376	DIN 371 / 376	DIN 371 / 376	DIN 371 / 376	DIN 371 / 376	DIN 371 / 376	
	6H	6H	6H	6H	6H	6H	6H	Normal	6HX	6HX	6HX	6H	6H	6H	6H	
	2.5XD	2.5XD	2.5XD	2.5XD	2.5XD	2.5XD	2XD	2XD	2XD	2XD	2XD	2.5XD	2.5XD	2.5XD	2.5XD	
	HSS-E-PM	HSS-E-PM	HSS-E-PM	HSS-E-PM	HSS-E-PM	HSS-E-PM	HSS-E-PM	HSS-E-PM	HSS-E-PM	HSS-E-PM	HSS-E-PM	HSS-E-PM	HSS-E-PM	HSS-E-PM	HSS-E-PM	
	C 2-3	B 3.5-5	B 3.5-5	C 2-3	C 2-3	B 3.5-5	C 2-3	C 2-3	C 2-3	C 2-3	C 2-3	B 3.5-5	B 3.5-5	C 2-3	C 2-3	
	λ45°			λ40°	λ40°		λ40°	λ40°						λ35°	λ35°	
	TiAlN Top	ST	Super B	ST	Super B	ST	ST	ST	ST	ST	TiAlN		Super B		Super B	
																
	E261	**E240**	**E241**	**E238**	**E239**	**E384**	**E383**	**E382**	**E201**	**E252**	**E390**	**E471**	**E472**	**E473**	**E474**	**L114**
	M3 - M20	M3 - M30	M3 - M20	M3 - M30	M3 - M20	M6 - M20	M6 - M20	1/8 - 1“	M3 - M10	M8 - M24	M3 - M20	M3 - M20	M3 - M20	M3 - M20	M3 - M20	Set
	NEW	NEW	NEW	NEW	NEW	NEW	NEW	NEW	NEW	NEW	NEW	NEW	NEW	NEW	NEW	NEW
	SHARK LINE	SHARK LINE	SHARK LINE	SHARK LINE	SHARK LINE	SHARK LINE	SHARK LINE	SHARK LINE	SHARK LINE	SHARK LINE	SHARK LINE	SHARK LINE	SHARK LINE	SHARK LINE	SHARK LINE	SHARK LINE
1.1												●25		●25		
1.2												●22	●40	●22	●40	
1.3			●32		●32							●18	●32	●18	●32	
1.4	■30		●27		●27											
1.5	■20	●10	●17	●10	●13	●10	●10	●10								
1.6	●11	●5	●11	●5	●11	●5	●5	●5								
1.7																
1.8																
2.1		■8	■14	■8	■14	■8	■8	■8								
2.2		■7	■10	■7	■10	■7	■7	■7								
2.3		■5	■6	■5	■6	■5	■5	■5								
2.4																
3.1									■15	■15	■30					
3.2									■8	■8	■25					
3.3									■15	■15	■35					
3.4									●8	●8	●25					
4.1													■25		■25	
4.2	●10															
4.3																
5.1													■25		■25	
5.2	●10															
5.3																
6.1												●12		●12		
6.2									●20	●20	●30	■30	■45	■30	■45	
6.3												■20	●35	■20	●35	
6.4									●5	●5	●4					
7.1												■16	●35	■16	●35	
7.2												■35	■45	■35	■45	
7.3												■20	■30	■20	■30	
7.4									●15	●15	●20	●15	■20	●15	■20	
8.1												■25	●30	■25	●30	
8.2									■10	■10	■15					
8.3																
9.1																
10.1																

DORMER

E297 M DIN 371≤10 376≥12 6H 2.5XD HSS-E-PM B 3.5-5 Cr

E297

- M Machine Tap Spiral Point , Yellow Shark
- M Maschinen-Gewindebohrer, Geradegenutet mit Schälanschnitt , Gelbring Shark
- M Machinetappen, rechte spaangroef, Yellow Shark
- M Tarauds machine Coupe gun , Shark bague jaune
- M Macho de máquina con entrada en hélice Shark (Anillo Amarillo)
- M Macho Máquina Ponta Helicoidal , Shark - Anel Amarelo



E297 ■ 1.1 1.2 1.3 6.1 6.3

● 1.4 1.5 6.2



E297



SHARK LINE

M3 - M30

M	P mm	l_1 mm	l_2 mm	d_2 Ø mm	a mm	l_3 mm	z	↔	l_4 mm	E297
3	0.50	56	9	3.5	2.7	6	3	2.5	18	E297M3
4	0.70	63	12	4.5	3.4	6	3	3.3	21	E297M4
5	0.80	70	13	6.0	4.9	8	3	4.2	25	E297M5
6	1.00	80	15	6.0	4.9	8	3	5.0	30	E297M6
8	1.25	90	18	8.0	6.2	9	3	6.8	35	E297M8
10	1.50	100	20	10.0	8.0	11	3	8.5	39	E297M10
12	1.75	110	23	9.0	7.0	10	3	10.3		E297M12
14	2.00	110	25	11.0	9.0	12	3	12.0		E297M14
16	2.00	110	25	12.0	9.0	12	3	14.0		E297M16
18	2.50	125	30	14.0	11.0	14	3	15.5		E297M18
20	2.50	140	30	16.0	12.0	15	3	17.5		E297M20
22	2.50	140	34	18.0	14.5	17	4	19.5		E297M22
24	3.00	160	38	18.0	14.5	17	4	21.0		E297M24
27	3.00	160	38	20.0	16.0	19	4	24.0		E297M27
30	3.50	180	45	22.0	18.0	21	4	26.5		E297M30

Supplied in HSS-E until new stock available / Lieferung in HSS-E bis neuer Lagerbestand verfügbar / Geleverd in HSS-E tot de nieuwe voorraad beschikbaar is / Fourni en HSS-E jusqu'à ce que le nouveau stock soit disponible / Suministrado en HSS-E hasta disponibilidad de nuevo stock / Fornecido em HSS-E até disponibilidade do novo estoque

DORMER

E298 M DIN 371≤10 376≥12 6H 2XD HSS-E-PM C 2-3 λ40° Cr

E298

- M Machine Tap Spiral Flute 40º , Yellow Shark
- M Maschinen-Gewindebohrer, Rechtsgedrallte Nuten 40º , Gelbring Shark
- M Machinetappen, spiraalgroeven 40º , Yellow Shark
- M Tarauds machine goujures hélicoidales 40º , Shark bague jaune
- M Macho de máquina helicoidal 40º Shark (Anillo Amarillo)
- M Macho Máquina Canal Helicoidal 40º , Shark - Anel Amarelo



E298 ■ 1.1 1.2 1.3 6.1 6.3
● 1.4 1.5 6.2



E298



M3 - M30

M	P mm	l_1 mm	l_2 mm	d_2 Ø mm	a mm	l_3 mm	z		l_4 mm	E298
3	0.50	56	6	3.5	2.7	6	3	2.5	18	E298M3
4	0.70	63	7	4.5	3.4	6	3	3.3	21	E298M4
5	0.80	70	8	6.0	4.9	8	3	4.2	25	E298M5
6	1.00	80	10	6.0	4.9	8	3	5.0	30	E298M6
8	1.25	90	13	8.0	6.2	9	3	6.8	35	E298M8
10	1.50	100	15	10.0	8.0	11	3	8.5	39	E298M10
12	1.75	110	18	9.0	7.0	10	3	10.3		E298M12
14	2.00	110	20	11.0	9.0	12	3	12.0		E298M14
16	2.00	110	20	12.0	9.0	12	4	14.0		E298M16
18	2.50	125	25	14.0	11.0	14	4	15.5		E298M18
20	2.50	140	25	16.0	12.0	15	4	17.5		E298M20
22	2.50	140	25	18.0	14.5	17	4	19.5		E298M22
24	3.00	160	30	18.0	14.5	17	4	21.0		E298M24
27	3.00	160	30	20.0	16.0	19	4	24.0		E298M27
30	3.50	160	36	22.0	18.0	21	4	26.5		E298M30

Supplied in HSS-E until new stock available / Lieferung in HSS-E bis neuer Lagerbestand verfügbar / Geleverd in HSS-E tot de nieuwe voorraad beschikbaar is / Fourni en HSS-E jusqu'à ce que le nouveau stock soit disponible / Suministrado en HSS-E hasta disponibilidad de nuevo stock / Fornecido em HSS-E até disponibilidade do novo estoque

E299 | MF | DIN 374 | 6H | 2.5XD | HSS-E-PM | B 3.5-5 | Cr

E299

- MF Machine Tap Spiral Point , Yellow Shark
- MF Maschinen-Gewindebohrer, Geradegenutet mit Schälanschnitt , Gelbring Shark
- MF Machinetappen, rechte spaangroef , Yellow Shark
- MF Tarauds machine Coupe gun , Shark bague jaune
- MF Macho de máquina con entrada en hélice Shark (Anillo Amarillo)
- MF Macho Máquina Ponta Helicoidal , Shark - Anel Amarelo



E299 ■ 1.1 1.2 1.3 6.1 6.3
● 1.4 1.5 6.2

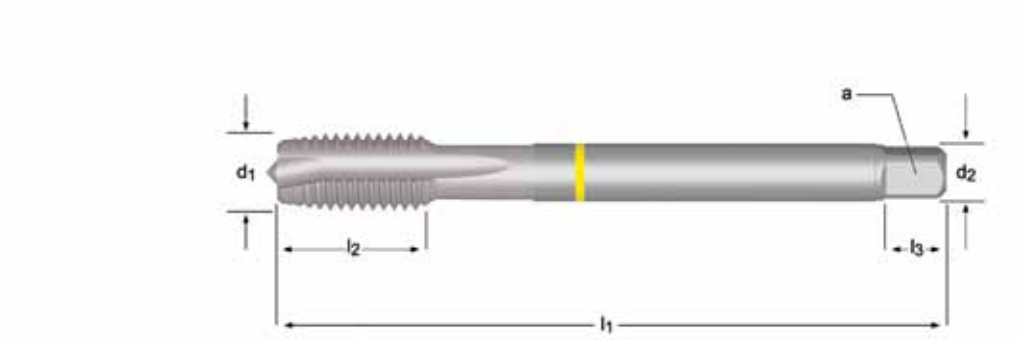



MF	P mm	l_1 mm	l_2 mm	d_2 Ø mm	a mm	l_3 mm	z		E299
4	0.50	63	12	2.8	2.1	5	3	3.5	E299M4X.5
5	0.50	70	13	3.5	2.7	6	3	4.5	E299M5X.5
6	0.75	80	15	4.5	3.4	6	3	5.3	E299M6X.75
8	0.75	80	15	6.0	4.9	8	3	7.3	E299M8X.75
8	1.00	90	18	6.0	4.9	8	3	7.0	E299M8X1.0
10	0.75	90	20	7.0	5.5	8	3	9.3	E299M10X.75
10	1.00	90	20	7.0	5.5	8	3	9.0	E299M10X1.0
10	1.25	100	20	7.0	5.5	8	3	8.8	E299M10X1.25
12	1.00	100	21	9.0	7.0	10	4	11.0	E299M12X1.0
12	1.25	100	21	9.0	7.0	10	4	10.8	E299M12X1.25
12	1.50	110	21	9.0	7.0	10	4	10.5	E299M12X1.5
14	1.00	100	21	11.0	9.0	12	4	13.0	E299M14X1.0
14	1.25	100	21	11.0	9.0	12	4	12.8	E299M14X1.25
14	1.50	100	21	11.0	9.0	12	4	12.5	E299M14X1.5
16	1.00	100	21	12.0	9.0	12	4	15.0	E299M16X1.0
16	1.50	100	21	12.0	9.0	12	4	14.5	E299M16X1.5
18	1.00	110	24	14.0	11.0	14	4	17.0	E299M18X1.0
18	1.50	110	24	14.0	11.0	14	4	16.5	E299M18X1.5
20	1.50	125	24	16.0	12.0	15	4	18.5	E299M20X1.5
22	1.50	125	25	18.0	14.5	17	4	20.5	E299M22X1.5
24	1.50	140	28	18.0	14.5	17	4	22.5	E299M24X1.5
24	2.00	140	28	18.0	14.5	17	4	22.0	E299M24X2.0
27	2.00	140	28	20.0	16.0	19	4	25.0	E299M27X2.0
30	2.00	150	28	22.0	18.0	21	4	28.0	E299M30X2.0

Supplied in HSS-E until new stock available / Lieferung in HSS-E bis neuer Lagerbestand verfügbar / Geleverd in HSS-E tot de nieuwe voorraad beschikbaar is / Fourni en HSS-E jusqu'à ce que le nouveau stock soit disponible / Suministrado en HSS-E hasta disponibilidad de nuevo stock / Fornecido em HSS-E até disponibilidade do novo estoque

DORMER

E300 MF | DIN 374 | 6H | 2XD | HSS-E-PM | C 2-3 | λ40° | Cr

E300

- MF Machine Tap Spiral Flute 40º , Yellow Shark
- MF Maschinen-Gewindebohrer, Rechtsgedrallte Nuten 40º , Gelbring Shark
- MF Machinetappen spiraalgroeven 40º , Yellow Shark
- MF Tarauds machine goujures hélicoidales 40º , Shark bague jaune
- MF Macho de máquina helicoidal 40º Shark (Anillo Amarillo)
- MF Macho Máquina Canal Helicoidal 40º , Shark - Anel Amarelo



E300 ■ 1.1 1.2 1.3 6.1 6.3
● 1.4 1.5 6.2



E300



M4 - M30

MF	P mm	l_1 mm	l_2 mm	d_2 Ø mm	a mm	l_3 mm	z		E300
4	0.50	63	6.5	2.8	2.1	5	3	3.5	E300M4X.5
5	0.50	70	7.5	3.5	2.7	6	3	4.5	E300M5X.5
6	0.75	80	10	4.5	3.4	6	3	5.3	E300M6X.75
8	0.75	80	13	6.0	4.9	8	3	7.3	E300M8X.75
8	1.00	90	13	6.0	4.9	8	3	7.0	E300M8X1.0
10	0.75	90	13	7.0	5.5	8	3	9.3	E300M10X.75
10	1.00	90	12	7.0	5.5	8	3	9.0	E300M10X1.0
10	1.25	100	15	7.0	5.5	8	3	8.8	E300M10X1.25
12	1.00	100	15	9.0	7.0	10	4	11.0	E300M12X1.0
12	1.25	100	13	9.0	7.0	10	4	10.8	E300M12X1.25
12	1.50	100	13	9.0	7.0	10	4	10.5	E300M12X1.5
14	1.00	100	15	11.0	9.0	12	4	13.0	E300M14X1.0
14	1.25	100	15	11.0	9.0	12	4	12.8	E300M14X1.25
14	1.50	100	15	11.0	9.0	12	4	12.5	E300M14X1.5
16	1.00	100	15	12.0	9.0	12	5	15.0	E300M16X1.0
16	1.50	100	15	12.0	9.0	12	5	14.5	E300M16X1.5
18	1.00	110	17	14.0	11.0	14	5	17.0	E300M18X1.0
18	1.50	110	17	14.0	11.0	14	5	16.5	E300M18X1.5
20	1.50	125	17	16.0	12.0	15	5	18.5	E300M20X1.5
22	1.50	125	17	18.0	14.5	17	5	20.5	E300M22X1.5
24	1.50	140	20	18.0	14.5	17	5	22.5	E300M24X1.5
24	2.00	140	20	18.0	14.5	17	5	22.0	E300M24X2.0
27	2.00	140	20	20.0	16.0	19	5	25.0	E300M27X2.0
30	2.00	150	20	22.0	18.0	21	5	28.0	E300M30X2.0

Supplied in HSS-E until new stock available / Lieferung in HSS-E bis neuer Lagerbestand verfügbar / Geleverd in HSS-E tot de nieuwe voorraad beschikbaar is / Fourni en HSS-E jusqu'à ce que le nouveau stock soit disponible / Suministrado en HSS-E hasta disponibilidad de nuevo stock / Fornecido em HSS-E até disponibilidade do novo estoque

E255	M	DIN 371≤10 376≥12	6H		2.5XD	HSS-E-PM	B 3.5-5				
E256	M	DIN 371≤10 376≥12	6H		2.5XD	HSS-E-PM	B 3.5-5			TiAlN Top	

E255
E256

- M Machine Tap Spiral Point , Red Shark
- M Maschinen-Gewindebohrer, Geradegenutet mit Schälanschnitt , Rotring Shark
- M Machinetappen, rechte spaangroef, Red Shark
- M Tarauds machine Coupe gun , Shark bague rouge
- M Macho de máquina con entrada en hélice Shark (Anillo Rojo)
- M Macho Máquina Ponta Helicoidal , Shark - Anel Vermelho



E255	■	**1.4**			
	■	**1.5**	**1.6**	**4.2**	**5.2**
E256	■	**1.4**	**1.5**		
	■	**1.6**	**4.2**	**5.2**	





M	P mm	l_1 mm	l_2 mm	d_2 Ø mm	a mm	l_3 mm	z	↔	l_4 mm	E255	E256
3	0.50	56	9	3.5	2.7	6	3	2.5	18	E255M3	E256M3
4	0.70	63	12	4.5	3.4	6	3	3.3	21	E255M4	E256M4
5	0.80	70	13	6.0	4.9	8	3	4.2	25	E255M5	E256M5
6	1.00	80	15	6.0	4.9	8	3	5.0	30	E255M6	E256M6
8	1.25	90	18	8.0	6.2	9	3	6.8	35	E255M8	E256M8
10	1.50	100	20	10.0	8.0	11	3	8.5	39	E255M10	E256M10
12	1.75	110	23	9.0	7.0	10	3	10.3		E255M12	E256M12
14	2.00	110	25	11.0	9.0	12	3	12.0		E255M14	
16	2.00	110	25	12.0	9.0	12	3	14.0		E255M16	E256M16
20	2.50	140	30	16.0	12.0	15	4	17.5		E255M20	E256M20

DORMER

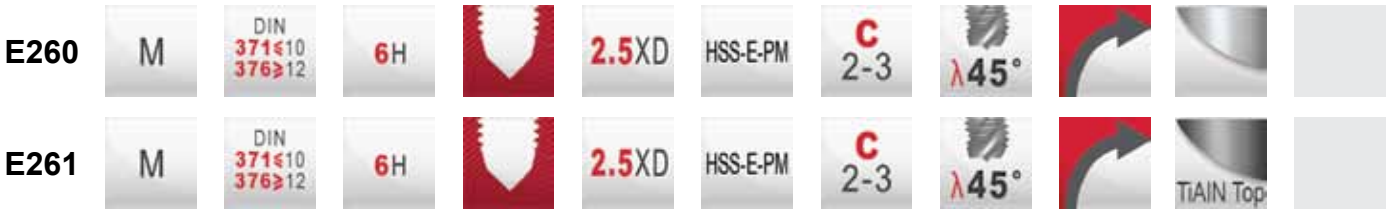

E260
E261

- M Machine Tap Spiral Flute 45º Red Shark, back tapered
- M Maschinen-Gewindebohrer, Rechtsgedrallte Nuten 45º, Rotring Shark, abgeflacht
- M Machinetappen, spiraalgroeven 45º, Red Shark, achter geslepen
- M Tarauds machine goujures hélicoidales 45º, Shark bague rouge, conicité arrière
- M Macho de máquina helicoidal 45º Shark con chaflán de salida (Anillo Rojo)
- M Macho Máquina Canal Helicoidal 45º Shark - Anel Vermelho, Redução na Saída



E260	■	1.4	1.5		
	●	1.6	4.2	5.2	
E261	■	1.4	1.5		
	●	1.6	4.2	5.2	

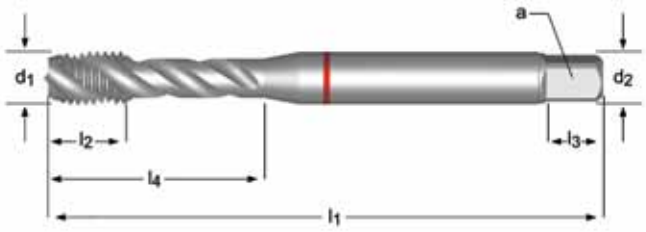



M	P mm	l_1 mm	l_2 mm	d_2 Ø mm	a mm	l_3 mm	z		l_4 mm	E260	E261
3	0.50	56	9	3.5	2.7	6	3	2.5	18	E260M3	E261M3
4	0.70	63	12	4.5	3.4	6	3	3.3	21	E260M4	E261M4
5	0.80	70	13	6.0	4.9	8	3	4.2	25	E260M5	E261M5
6	1.00	80	15	6.0	4.9	8	3	5.0	30	E260M6	E261M6
8	1.25	90	18	8.0	6.2	9	3	6.8	35	E260M8	E261M8
10	1.50	100	20	10.0	8.0	11	3	8.5	39	E260M10	E261M10
12	1.75	110	23	9.0	7.0	10	3	10.3		E260M12	E261M12
14	2.00	110	25	11.0	9.0	12	3	12.0		E260M14	
16	2.00	110	25	12.0	9.0	12	4	14.0		E260M16	E261M16
20	2.50	140	30	16.0	12.0	15	4	17.5		E260M20	E261M20

E240	M	DIN 371≤10 376≥12	6H		2.5XD	HSS-E-PM	B 3.5-5			ST	
E241	M	DIN 371≤10 376≥12	6H		2.5XD	HSS-E-PM	B 3.5-5			Super B	

E240
E241

- M Machine Tap Spiral Point Blue Shark
- M Maschinen-Gewindebohrer, Geradegenutet mit Schälanschnitt, Blauring Shark
- M M Machinetappen, rechte spaangroeven, Blue Shark
- M Tarauds machine Coupe gun, Shark bague bleue
- M Macho de máquina con entrada en hélice Shark (Anillo Azul)
- M Macho Máquina Ponta Helicoidal Shark - Anel Azul



E240	■	2.1	2.2	2.3	
	■	1.5	1.6		
E241	■	2.1	2.2	2.3	
	■	1.3	1.4	1.5	1.6





M	P mm	l_1 mm	l_2 mm	d_2 Ø mm	a mm	l_3 mm	z	↔	l_4 mm	E240	E241
3	0.50	56	9	3.5	2.7	6	3	2.5	18	E240M3	E241M3
4	0.70	63	12	4.5	3.4	6	3	3.3	21	E240M4	E241M4
5	0.80	70	13	6.0	4.9	8	3	4.2	25	E240M5	E241M5
6	1.00	80	15	6.0	4.9	8	3	5.0	30	E240M6	E241M6
8	1.25	90	18	8.0	6.2	9	3	6.8	35	E240M8	E241M8
10	1.50	100	20	10.0	8.0	11	3	8.5	39	E240M10	E241M10
12	1.75	110	23	9.0	7.0	10	4	10.3		E240M12	E241M12
14	2.00	110	25	11.0	9.0	12	4	12.0		E240M14	E241M14
16	2.00	110	25	12.0	9.0	12	4	14.0		E240M16	E241M16
18	2.50	125	30	14.0	11.0	14	4	15.5		E240M18	E241M18
20	2.50	140	30	16.0	12.0	15	4	17.5		E240M20	E241M20
22	2.50	140	34	18.0	14.5	17	4	19.5		E240M22	
24	3.00	160	38	18.0	14.5	17	4	21.0		E240M24	
27	3.00	160	38	20.0	16.0	19	4	24.0		E240M27	
30	3.50	180	45	22.0	18.0	21	4	26.5		E240M30	

Supplied in HSS-E until new stock available / Lieferung in HSS-E bis neuer Lagerbestand verfügbar / Geleverd in HSS-E tot de nieuwe voorraad beschikbaar is / Fourni en HSS-E jusqu'à ce que le nouveau stock soit disponible / Suministrado en HSS-E hasta disponibilidad de nuevo stock / Fornecido em HSS-E até disponibilidade do novo estoque

DORMER

E238 M DIN 371≤10 376≥12 6H 2.5XD HSS-E-PM C 2-3 λ40° ST

E239 M DIN 371≤10 376≥12 6H 2.5XD HSS-E-PM C 2-3 λ40° Super B

E238
E239

- M Machine Tap Spiral Flute 40º Blue Shark, back tapered
- M Maschinen-Gewindebohrer, Rechtsgedrallte Nuten 40º, Blauring, Shark abgeflacht
- M Machinetappen, spiraalgroeven 40º, Blue Shark, achter geslepen
- M Tarauds machine goujures hélicoidales 40º, Shark bague bleue, conicité arrière
- M Macho de máquina helicoidal 40º Shark con chaflán de salida (Anillo Azul)
- M Macho Máquina Canal Helicoidal 40º Shark - Anel Azul, Redução na Saída



E238	■	**2.1** **2.2** **2.3**
	●	**1.5** **1.6**
E239	■	**2.1** **2.2** **2.3**
	●	**1.3** **1.4** **1.5** **1.6**





M	P mm	l_1 mm	l_2 mm	d_2 Ø mm	a mm	l_3 mm	z	↔	l_4 mm	E238	E239
3	0.50	56	6	3.5	2.7	6	3	2.5	18	E238M3	E239M3
4	0.70	63	7	4.5	3.4	6	3	3.3	21	E238M4	E239M4
5	0.80	70	8	6.0	4.9	8	3	4.2	25	E238M5	E239M5
6	1.00	80	10	6.0	4.9	8	3	5.0	30	E238M6	E239M6
8	1.25	90	13	8.0	6.2	9	3	6.8	33	E238M8	E239M8
10	1.50	100	15	10.0	8.0	11	3	8.5	39	E238M10	E239M10
12	1.75	110	18	9.0	7.0	10	4	10.3		E238M12	E239M12
14	2.00	110	20	11.0	9.0	12	4	12.0		E238M14	E239M14
16	2.00	110	20	12.0	9.0	12	4	14.0		E238M16	E239M16
18	2.50	125	25	14.0	11.0	14	4	15.5		E238M18	
20	2.50	140	25	16.0	12.0	15	4	17.5		E238M20	E239M20
22	2.50	140	25	18.0	14.5	17	4	19.8		E238M22	
24	3.00	160	30	18.0	14.5	17	4	21.0		E238M24	
27	3.00	160	30	20.0	16.0	19	4	24.0		E238M27	
30	3.50	180	36	22.0	18.0	21	4	26.5		E238M30	

Supplied in HSS-E until new stock available / Lieferung in HSS-E bis neuer Lagerbestand verfügbar / Geleverd in HSS-E tot de nieuwe voorraad beschikbaar is / Fourni en HSS-E jusqu'à ce que le nouveau stock soit disponible / Suministrado en HSS-E hasta disponibilidad de nuevo stock / Fornecido em HSS-E até disponibilidade do novo estoque

E384 | MF | DIN 374 | 6H | 2.5XD | HSS-E-PM | B 3.5-5 | ST

E384

- MF Machine Tap Spiral Point Blue Shark
- MF Maschinen-Gewindebohrer, Geradegenutet mit Schälanschnitt, Blauring Shark
- MF Machinetappen, rechte spaangroeven, Blue Shark
- MF Tarauds machine Coupe gun, Shark bague bleue
- MF Macho de máquina con entrada en hélice Shark (Anillo Azul)
- MF Macho Máquina Ponta Helicoidal Shark - Anel Azul



E384 ■ **2.1** **2.2** **2.3**
● **1.5** **1.6**



E384



M6 - M20

MF	P mm	l_1 mm	l_2 mm	d_2 Ø mm	a mm	l_3 mm	z	↔	E384
6	0.75	80	15	4.5	3.4	6	3	5.3	E384M6X.75
8	1.00	90	18	6.0	4.9	8	3	7.0	E384M8X1.0
10	1.00	90	20	7.0	5.5	8	3	9.0	E384M10X1.0
10	1.25	100	20	7.0	5.5	8	3	8.8	E384M10X1.25
12	1.00	100	21	9.0	7.0	10	4	11.0	E384M12X1.0
12	1.25	100	21	9.0	7.0	10	4	10.8	E384M12X1.25
12	1.50	100	21	9.0	7.0	10	4	10.5	E384M12X1.5
14	1.50	100	21	11.0	9.0	12	4	12.5	E384M14X1.5
16	1.50	100	21	12.0	9.0	12	5	14.5	E384M16X1.5
18	1.50	110	24	14.0	11.0	14	5	16.5	E384M18X1.5
20	1.50	125	24	16.0	12.0	15	5	18.5	E384M20X1.5

Supplied in HSS-E until new stock available / Lieferung in HSS-E bis neuer Lagerbestand verfügbar / Geleverd in HSS-E tot de nieuwe voorraad beschikbaar is / Fourni en HSS-E jusqu'à ce que le nouveau stock soit disponible / Suministrado en HSS-E hasta disponibilidad de nuevo stock / Fornecido em HSS-E até disponibilidade do novo estoque

DORMER

E383 MF DIN 374 6H 2XD HSS-E-PM C 2-3 λ40° ST

E383

- MF Machine Tap Spiral Flute 40º Blue Shark
- MF Maschinen-Gewindebohrer, Rechtsgedrallte Nuten 40º, Blauring Shark
- MF Machinetappen, spiraalgroeven 40º, Blue Shark
- MF Tarauds machine goujures hélicoidales 40º, Shark bague bleue
- MF Macho de máquina helicoidal 40º Shark (Anillo Azul)
- MF Macho Máquina Canal Helicoidal 40º Shark - Anel Azul



E383 ■ **2.1** **2.2** **2.3**
● **1.5** **1.6**



E383



M6 - M20

MF	P mm	l_1 mm	l_2 mm	d_2 Ø mm	▨ a mm	l_3 mm	z	↔	E383
6	0.75	80	10	4.5	3.4	6	3	5.3	E383M6X.75
8	1.00	90	13	6.0	4.9	8	3	7.0	E383M8X1.0
10	1.00	90	12	7.0	5.5	8	3	9.0	E383M10X1.0
10	1.25	100	15	7.0	5.5	8	3	8.8	E383M10X1.25
12	1.00	100	13	9.0	7.0	10	4	11.0	E383M12X1.0
12	1.25	100	13	9.0	7.0	10	4	10.8	E383M12X1.25
12	1.50	100	13	9.0	7.0	10	4	10.5	E383M12X1.5
14	1.50	100	21	11.0	9.0	12	4	12.5	E383M14X1.5
16	1.50	100	21	12.0	9.0	12	5	14.5	E383M16X1.5
18	1.50	110	24	14.0	11.0	14	5	16.5	E383M18X1.5
20	1.50	125	24	16.0	12.0	15	5	18.5	E383M20X1.5

Supplied in HSS-E until new stock available / Lieferung in HSS-E bis neuer Lagerbestand verfügbar / Geleverd in HSS-E tot de nieuwe voorraad beschikbaar is / Fourni en HSS-E jusqu'à ce que le nouveau stock soit disponible / Suministrado en HSS-E hasta disponibilidad de nuevo stock / Fornecido em HSS-E até disponibilidade do novo estoque

E382 G | DIN 5156 | Normal | 2XD | HSS-E-PM | C 2-3 | λ40° | ST

E382

- G(BSP) Machine Tap Spiral Flute 40º Blue Shark
- G(BSP) Maschinen-Gewindebohrer, Rechtsgedrallte Nuten 40º, Blauring Shark
- G(BSP) Machinetappen, spiraalgroeven 40º, Blue Shark
- G(BSP) Tarauds machine goujures hélicoidales 40º, Shark bague bleue
- G(BSP) Macho de máquina helicoidal 40º Shark (Anillo Azul)
- G(BSP) Macho Máquina Canal Helicoidal 40º Shark - Anel Azul



E382 ■ 2.1 2.2 2.3
● 1.5 1.6



E382



SHARK LINE

1/8 - 1“

G(BSP)	TPI	d_1 nom mm	l_1 mm	l_2 mm	d_2 Ø mm	a mm	l_3 mm	z		E382
1/8	28	9.73	90	12	7.0	5.5	8	3	8.8	E3821/8
1/4	19	13.16	100	15	11.0	9.0	12	4	11.8	E3821/4
3/8	19	16.66	100	15	12.0	9.0	12	4	15.2	E3823/8
1/2	14	20.96	125	24	16.0	12.0	15	4	19.0	E3821/2
3/4	14	26.44	140	20	20.0	16.0	19	4	24.5	E3823/4
1“	11	33.25	160	24	25.0	20.0	23	4	30.7	E3821

Supplied in HSS-E until new stock available / Lieferung in HSS-E bis neuer Lagerbestand verfügbar / Geleverd in HSS-E tot de nieuwe voorraad beschikbaar is / Fourni en HSS-E jusqu'à ce que le nouveau stock soit disponible / Suministrado en HSS-E hasta disponibilidad de nuevo stock / Fornecido em HSS-E até disponibilidade do novo estoque

DORMER

E201	M	DIN 371	6HX		2XD	HSS-E-PM	C 2-3			ST	
E252	M	DIN 376	6HX		2XD	HSS-E-PM	C 2-3			ST	
E390	M	DIN 371≤10 376≥12	6HX		2XD	HSS-E-PM	C 2-3			TiAlN	

E201
E252
E390

- M Machine Tap Straight Flute , White Shark
- M Maschinen-Gewindebohrer, geradegenutet , Weissring Shark
- M Machinetappen, rechte spaangroeven, White Shark
- M Tarauds machine Goujures droites , Shark bague blanche
- M Macho de máquina recto Shark (Anillo Blanco)
- M Macho Máquina Canal Reto , Shark - Anel Branco



E201	■	3.1	3.2	3.3	8.2
	●	3.4	6.2	6.4	7.4
E252	■	3.1	3.2	3.3	8.2
	●	3.4	6.2	6.4	7.4
E390	■	3.1	3.2	3.3	8.2
	●	3.4	6.2	6.4	7.4





M	P mm	l_1 mm	l_2 mm	d_2 Ø mm	a mm	l_3 mm	z		l_4 mm	E201	E252	E390
3	0.50	56	9	3.5	2.7	6	3	2.5	18	E201M3		E390M3
4	0.70	63	12	4.5	3.4	6	4	3.3	21	E201M4		E390M4
5	0.80	70	13	6.0	4.9	8	4	4.2	25	E201M5		E390M5
6	1.00	80	15	6.0	4.9	8	4	5	30	E201M6		E390M6
8	1.25	90	18	6.0	4.9	8	4	6.8			E252M8	E390M8
8	1.25	90	18	8.0	6.2	9	4	6.8	35	E201M8		
10	1.50	100	20	10.0	8.0	11	4	8.5	39	E201M10		E390M10
10	1.50	100	20	7.0	5.5	8	4	8.5			E252M10	
12	1.75	110	23	9.0	7.0	10	4	10.3			E252M12	E390M12
14	2.00	110	25	11.0	9.0	12	4	12			E252M14	
16	2.00	110	25	12.0	9.0	12	4	14			E252M16	E390M16
18	2.50	125	30	14.0	11.0	14	4	15.5			E252M18	
20	2.50	140	30	16.0	12.0	15	4	17.5			E252M20	E390M20
22	2.50	140	34	18.0	14.5	17	4	19.5			E252M22	
24	3.00	160	38	18.0	14.5	17	4	21			E252M24	

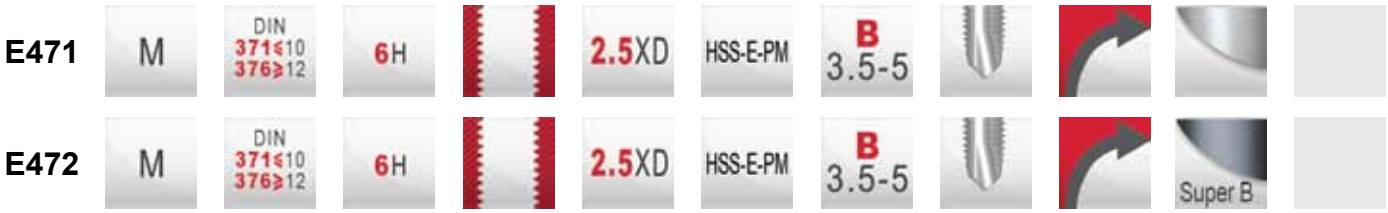

E471
E472

- M Machine Tap Spiral Point , Green Shark
- M Maschinen-Gewindebohrer, Geradegenutet mit Schälanschnitt , Grünring Shark
- M Machinetappen, rechte spaangroeven, Green Shark
- M Tarauds machine Coupe gun , Shark bague verte
- M Macho de máquina con entrada en hélice Shark (Anillo Verde)
- M Macho Máquina Ponta Helicoidal , Shark - Anel Verde



E471	■	6.2	6.3	7.1	7.2	7.3	8.1	
	●	1.1	1.2	1.3	6.1	7.4		
E472	■	4.1	5.1	6.2	7.2	7.3	7.4	
	●	1.2	1.3	6.3	7.1	8.1		





M	P mm	l_1 mm	l_2 mm	d_2 Ø mm	a mm	l_3 mm	z	↔	l_4 mm	E471	E472
3	0.50	56	9	3.5	2.7	6	2	2.5	18	E471M3	E472M3
4	0.70	63	12	4.5	3.4	6	2	3.3	21	E471M4	E472M4
5	0.80	70	13	6.0	4.9	8	2	4.2	25	E471M5	E472M5
6	1.00	80	15	6.0	4.9	8	3	5.0	30	E471M6	E472M6
8	1.25	90	18	8.0	6.2	9	3	6.8	35	E471M8	E472M8
10	1.50	100	20	10.0	8.0	11	3	8.5	39	E471M10	E472M10
12	1.75	110	23	9.0	7.0	10	3	10.3		E471M12	E472M12
16	2.00	110	25	12.0	9.0	12	4	14.0		E471M16	E472M16
20	2.50	140	30	16.0	12.0	15	4	17.5		E471M20	E472M20

DORMER

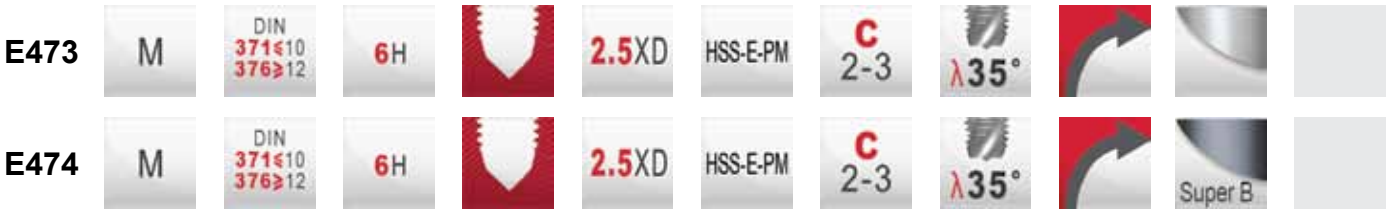

E473
E474

- M Machine Tap Spiral Flute 35º , Green Shark
- M Maschinen-Gewindebohrer, Rechtsgedrallte Nuten 35º , Grünring Shark
- M Machinetappen, spiraalgroeven 35º , Green Shark
- M Tarauds machine goujures hélicoidales 35º , Shark bague verte
- M Macho de máquina helicoidal 35º Shark (Anillo Verde)
- M Macho Máquina Canal Helicoidal 35º , Shark - Anel Verde



E473	■	6.2 6.3 7.1 7.2 7.3 8.1
	●	1.1 1.2 1.3 6.1 7.4
E474	■	4.1 5.1 6.2 7.2 7.3 7.4
	●	1.2 1.3 6.3 7.1 8.1





M	P mm	l_1 mm	l_2 mm	d_2 Ø mm	a mm	l_3 mm	z		l_4 mm	E473	E474
3	0.50	56	9	3.5	2.7	6	2	2.5	18	E473M3	E474M3
4	0.70	63	12	4.5	3.4	6	2	3.3	21	E473M4	E474M4
5	0.80	70	13	6.0	4.9	8	2	4.2	25	E473M5	E474M5
6	1.00	80	15	6.0	4.9	8	2	5.0	30	E473M6	E474M6
8	1.25	90	18	8.0	6.2	9	2	6.8	35	E473M8	E474M8
10	1.50	100	20	10.0	8.0	11	2	8.5	39	E473M10	E474M10
12	1.75	110	23	9.0	7.0	10	3	10.3		E473M12	E474M12
16	2.00	110	25	12.0	9.0	12	3	14.0		E473M16	E474M16
20	2.50	140	30	16.0	12.0	15	3	17.5		E473M20	E474M20

L114

- DIN Tap-Drill Set
- DIN Gewinde-Kernlochbohrer Satz
- DIN Tappen-Boren Set
- Jeu de forets-tarauds DIN
- Juego de Machos y Brocas DIN
- Jogo de Broca e Macho - DIN

A= Styles in Set, B= No. in Set, M= Tap diameters in Set, D= Drill diameters in Set

A= Typen in Satz, B= Anz. in Satz, M= Gewindebohrerdurchmesser in Satz, D= Bohrerdurchmesser in Satz

A= Uitvoering in Set, B= No. in Set, M= Tap diameters in Set, D= Boor diameters in Set

A= Styles dans le jeu, B= Numéro dans le jeu, M= Diamètres des tarauds dans le jeu, D= Diamètres des forets dans le jeu

A= Tipos en el juego, B= Nº en el juego, M= Diámetro de machos en el juego, D= Diámetro de brocas en el juego

A= Família da Ferramenta no Jogo, B= No. no Jogo, M= Diâmetro dos Machos no Jogo, D= Diâmetro das Brocas no Jogo



L114



SHARK LINE

Set

Nr.	A	B	M	D	L114
Nr.303	E297 + A002	14	E297M3, E297M4, E297M5, E297M6, E297M8, E297M10, E297M12	A0022.5, A0023.3, A0024.2, A0025.0, A0026.8, A0028.5, A00210.2	L114303
Nr.304	E298 + A002	14	E298M3, E298M4, E298M5, E298M6, E298M8, E298M10, E298M12	A0022.5, A0023.3, A0024.2, A0025.0, A0026.8, A0028.5, A00210.2	L114304
Nr.305	E238 + A108	14	E238M3, E238M4, E238M5, E238M6, E238M8, E238M10, E238M12	A1082.5, A1083.3, A1084.2, A1085.0, A1086.8, A1088.5, A10810.2	L114305
Nr.306	E240 + A108	14	E240M3, E240M4, E240M5, E240M6, E240M8, E240M10, E240M12	A1082.5, A1083.3, A1084.2, A1085.0, A1086.8, A1088.5, A10810.2	L114306

Supplied in HSS-E until new stock available / Lieferung in HSS-E bis neuer Lagerbestand verfügbar / Geleverd in HSS-E tot de nieuwe voorraad beschikbaar is / Fourni en HSS-E jusqu'à ce que le nouveau stock soit disponible / Suministrado en HSS-E hasta disponibilidad de nuevo stock / Fornecido em HSS-E até disponibilidade do novo estoque

The Right Tool at the Right Time

New Dormer Product Selector

Now available online



http://selector.dormertools.com

Dormer Tools
Morse Way
Waverley
Sheffield
S60 5BJ
United Kingdom
T: 0870 850 44 66
F: 0870 850 88 66
Email: dormer.uk@dormertools.com

Dormer Tools International
Morse Way
Waverley
Sheffield
S60 5BJ
United Kingdom
T: +44 114 2933838
F: +44 114 2933839
Email: dormer.int@dormertools.com

responsible for
Middle East
Far East

Dormer Tools
B.P 6209
45062 Orleans Cedex 2
France - France
T: +33 (0)2 38 41 40 15
F: +33 (0)2 38 41 40 30
Email: dormer.fr@dormertools.com

Dormer Tools
Via Varesina 184
20156 Milano
Italy - Italia
T: +39 02 38 04 51
F: +39 02 38 04 52 43
Email: dormer.it@dormertools.com

Dormer Tools
's-Gravelandsweg 401
NL-3125 BJ Schiedam
Netherlands - Nederland
T: +31 10 2080 240
F: +31 10 2080 282
Email: dormer.nl@dormertools.com

responsible for
Germany - Deutschland
T: +31 10 2080 212
F: +31 10 2080 282
dormer.de@dormertools.com
and
Switzerland - die Schweiz
T: +31 10 2080 216
F: +31 10 2080 282
dormer.ch@dormertools.com

Dormer Tools
Fountain Plaza
Belgicastraat 5, bus 5/6
BE-1930 Zaventem
Belgium - België/Belgique
T: +32 3 440 59 01
F: +32 3 449 15 43
Email: dormer.be@dormertools.com

Sandvik Española, S.A.
Dormer Tools Ibérica
Parque Empresarial Puerta de Madrid Este
C/ Tapiceros, 9
ES-28830 San Fernando de Henares, Madrid
T: +34 93 571 7702 (ES)
F: +34 93 571 7700 (ES)
Email:dormer.es@dormertools.com
Spain - España
T: +351 21 424 54 21 (PT)
F: +351 21 424 54 25 (PT)
Email:dormer.pt@dormertools.com

Responsible for
Spain
España
Portugal
Portugal

Dormer Tools
Box 618
SE-301 16 Halmstad
Sweden - Sverige
T: +46 (0) 35 16 52 00
F: +46 (0) 35 16 52 90
Email: dormer.se@dormertools.com
Kundservice
T: direkt +46 35 16 52 96
F: direkt +46 35 16 52 90

responsible for
Iceland
Lithuania
Latvia
Estonia

Dormer Tools
PL. 52
FI-01511 Vantaa
Finland - Suomi
T: +358 205 44 121
F: +358 205 44 5199
Customer Service
T: direkt 0205 44 7003
F: direkt 0205 44 7004
Email: dormer.fi@dormertools.com

Dormer Tools
Sandvik A/S
Boks 173
NO-1377 Billingstad
Norway - Norge
T:+47 67 17 56 00
F:+47 66 85 96 10
E-mail: dormer.no@dormertools.com
Kundeservice
T: direkt 800 10 113
F: direkt +46 35 16 52 90

Dormer Tools
Sandvik A/S
Postboks 160
DK-2605 Brøndby
Denmark - Danmark
T: +45 43 46 52 80
F: +45 43 46 52 81
Email: dormer.dk@dormertools.com
Kundetjeneste
T: direkt 808 82106
F: direkt +46 35 16 52 90

Dormer Tools CEE
Sandvik Slovakia, s.r.o.
Karadzicova 8
Bratislava
821 01
Slovakia - Slovensko
T. +421 915 755 333
T. +421 917 618 419
F. +421 2 32 115 341
Email: dormer.cee@dormertools.com

responsible for
Austria
Österreich
Belarus
Беларусь
Bulgaria
България
Croatia
Hrvatska
Czech Republic
Česká republika
Hungary
Magyarország
Slovenia
Slovenija
Ukraine
Україна
Bosnia-Herzegovina
Босна и Херцеговина
Macedonia
Македонија
Montenegro
Црна Гора
Poland
Polska
Romania
România
Russia
Россия
Serbia
Србија
Slovakia
Slovensko

Dormer Tools Central and Eastern Europe
LLC Sandvik Russia
Ul. Polkovaia 1
RU- 127018 Moscow
Russia - Россия
T. +7 495 916 71 91
F. +7 495 689 71 24
Email: dormer.cee@dormertools.com

Precision Dormer
2550 Meadowvale Blvd. Unit 3
Mississauga, ON L5N 8C2
Canada
T: (888) 336 7637
En Français: (888) 368 8457
F: (905) 542 7000
Email: dormertools.canada@precisiondormer.com

Precision Dormer
301 Industrial Ave.
Crystal Lake, IL 60012
United States of America
T: (800) 877 3745
F: 815 459 2804
Email: cs@precisiondormer.com

responsible for
United States of America
Mexico

Dormer Tools
Av. João Paulo da Silva, 258
CEP 04777 020
São Paulo SP
Brazil - Brasil
T: +55 11 5660 3000
F: +55 11 5667 5883
Email: dormer.br@dormertools.com

responsible for
Bolivia
Chile
Colombia
Costa Rica
Ecuador
Guatemala
Panama
Paraguay
Peru
Uruguay
Venezuela

Dormer Tools
Sandvik Argentina S.A.
Rincón 3198
CP B1754BIL
San Justo - Buenos Aires
Argentina
T: 54 (11) 6777-6777
F: 54 (11) 4441-4467
Email: dormer.ar@dormertools.com

Dormer Tools
5 Fowler Road
Dandenong 3175, Victoria
Australia
T: 1300 131 274
F: +61 3 9238 7105
Email: dormer.int@dormertools.com

Dormer Tools
Sandvik New Zealand
269 Ti Rakau Drive
Burswood
Manukau 2013
New Zealand
T: 0800 4 436 763
F: +64 9 2735857
Email: dormer.int@dormertools.com

Dormer Tools (Shanghai) Co., Ltd.
No 4555 Yin Du Road
Xin Zhuang Industry Park
Shanghai 201108
China
T: +86 21 2416 0666
F: +86 21 5442 6315
Email: dormer.cn@dormertools.com

Dormer Tools India PVT Ltd
B64-65, Sushant Lok 1
Gurgaon 122001
India
T: +91 124 470 3825
Email: dormer.in@dormertools.com

Dormer Tools
Sandvik
P.O. Box 25038
East Rand 1462
South Africa
T: +27 11 929 5300
F: +27 11 570 9709
Email: dormer.int@dormertools.com

Follow us!