# PIPE SUPPORTS AND FITTINGS - STEEL PIPES

| Part No | Min mm A | Max mm | Weight each g |
|---|---|---|---|
| **M1108** | 8.7 | 10.3 | 35 |
| **M1109** | 10.3 | 12.7 | 37 |
| **M1110** | 11.9 | 13.5 | 38 |
| **M1111** | 13.5 | 14.3 | 39 |
| **M1112** | 14.3 | 16.7 | 40 |
| **M1113** | 15.9 | 18.3 | 41 |
| **M1114** | 18.3 | 20.6 | 45 |
| **M1115** | 19.0 | 21.4 | 47 |
| **M1116** | 21.4 | 25.4 | 49 |
| **M1117** | 25.4 | 27.8 | 53 |
| **M1118** | 27.0 | 30.2 | 64 |
| **M1119** | 30.2 | 33.8 | 72 |
| **M1120** | 31.8 | 35.9 | 72 |
| **M1121** | 34.9 | 39.7 | 79 |
| **M1122** | 39.7 | 42.9 | 84 |
| **M1123** | 42.9 | 46.8 | 90 |
| **M1124** | 46.8 | 50.8 | 128 |
| **M1125** | 48.4 | 52.4 | 131 |
| **M1126** | 52.4 | 58.7 | 137 |
| **M1127** | 58.7 | 63.5 | 150 |
| **M1128** | 63.5 | 68.3 | 160 |
| **M1129** | 68.3 | 73.0 | 164 |
| **M1130** | 73.0 | 79.4 | 171 |
| **M1131** | 76.2 | 82.6 | 175 |

| Part No | Min mm A | Max mm | Weight each g |
|---|---|---|---|
| **M1132** | 82.6 | 88.1 | 189 |
| **M1133** | 88.1 | 95.2 | 203 |
| **M1134** | 95.2 | 100.0 | 219 |
| **M1135** | 100.0 | 106.4 | 273 |
| **M1136** | 106.4 | 111.1 | 286 |
| **M1137** | 111.1 | 120.7 | 296 |
| **M1138** | 120.7 | 129.4 | 318 |
| **M1139** | 129.4 | 138.1 | 343 |
| **M1140** | 138.1 | 149.2 | 348 |
| **M1141** | 149.2 | 161.9 | 376 |
| **M1142** | 161.9 | 174.6 | 410 |
| **M1143** | 174.6 | 182.6 | 423 |
| **M1144** | 182.6 | 190.5 | 466 |
| **M1145** | 190.5 | 203.2 | 491 |
| **M1146** | 203.2 | 212.7 | 501 |
| **M1147** | 212.7 | 225.4 | 505 |
| **M1148** | 225.4 | 238.1 | 524 |
| **M1149** | 238.1 | 250.8 | 555 |
| **M1150** | 250.8 | 263.5 | 576 |
| **M1151** | 263.5 | 276.2 | 592 |
| **M1152** | 276.2 | 288.9 | 624 |
| **M1153** | 288.9 | 301.6 | 654 |
| **M1154** | 301.6 | 314.3 | 679 |
| **M1155** | 314.3 | 327.0 | 699 |

**M1108 to M1155**

**Clamp**

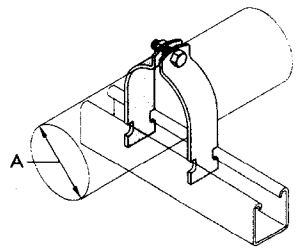


Screw and nut included

Finishes: ZP & SS

| Part No | Nom Bore mm | OD A mm | B mm | Material size mm | Hole size mm | Weight each g |
|---|---|---|---|---|---|---|
| **SS2/A** | 15 | 21 | 66 | 32 x 3 | 14 | 59 |
| **SS2/B** | 20 | 27 | 73 | 32 x 3 | 14 | 70 |
| **SS2/C** | 25 | 34 | 81 | 32 x 3 | 14 | 84 |
| **SS2/D** | 32 | 43 | 90 | 32 x 3 | 14 | 100 |
| **SS2/E** | 40 | 48 | 96 | 32 x 3 | 14 | 112 |
| **SS2/F** | 50 | 60 | 96 | 32 x 3 | 14 | 135 |
| **SS2/G** | 65 | 76 | 113 | 32 x 3 | 14 | 165 |
| **SS2/H** | 80 | 90 | 125 | 32 x 3 | 14 | 189 |
| **SS2/J** | 90 | 102 | 137 | 32 x 3 | 14 | 214 |
| **SS2/K** | 100 | 115 | 150 | 32 x 3 | 14 | 240 |
| **SS2/L** | 125 | 140 | 175 | 32 x 3 | 14 | 287 |
| **SS2/M** | 150 | 168 | 204 | 32 x 3 | 14 | 342 |
| **SS2/N** | 200 | 220 | 255 | 32 x 3 | 14 | 442 |

**SS2A to SS2N**

**Clamp**

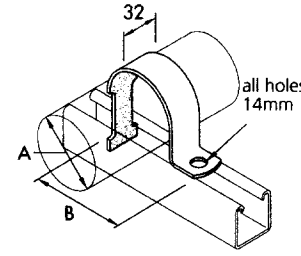


Finishes: ZP & SS

| Part No | Nom Bore mm | OD A mm | B mm | Material size mm | Hole size mm | Weight each g |
|---|---|---|---|---|---|---|
| **P5792/1*** | 15 | 21 | 84 | 25 x 3 | 8 | 70 |
| **P5792/2*** | 20 | 27 | 95 | 25 x 3 | 8 | 80 |
| **P5792/3*** | 25 | 34 | 98 | 25 x 3 | 8 | 90 |
| **P5792/4** | 32 | 42 | 126 | 30 x 3 | 11 | 140 |
| **P5792/5** | 40 | 48 | 136 | 30 x 3 | 11 | 160 |
| **P5792/6** | 50 | 60 | 146 | 30 x 3 | 11 | 170 |
| **P5792/7** | 65 | 76 | 184 | 40 x 3 | 14 | 250 |
| **P5792/8** | 80 | 89 | 196 | 40 x 3 | 14 | 300 |
| **P5792/9** | 100 | 114 | 226 | 40 x 3 | 14 | 350 |
| **P5792/10** | 125 | 140 | 261 | 40 x 5 | 14 | 700 |
| **P5792/11** | 150 | 168 | 286 | 40 x 5 | 14 | 800 |

**P5792/1 to P5792/11**

**One Piece Pipe Guide for Steel Pipes**

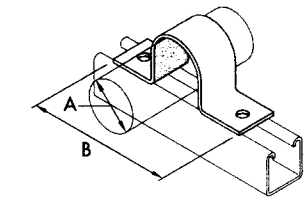


*Adaptor plate supplied for use with 41mm channels. Order separately.

Finishes: ZP