A2616040

ROUND KNOB 16, with line

Suitable for rotary potentiometer with round shaft ends according to DIN 41591. Collet system for convenient knob assembly from the front and simple adjustment (with adjustment key - sep. article). Continuous center hole. White marking.
Max. torque: assembly = 0.6 Nm, function = 0.5 Nm.

Supply
1 round knob



TECHNICAL DATA

Material	ABS (UL 94 HB)
Colour	black RAL 9005
Standards	RoHS compliant, REACH compliant

Diameter	16 mm
Height	15 mm
Bore hole	4 mm

Please take the dimensions from current parts. These are subject to material- and manufacturing-specific tolerances.

PURCHASING DATA

Weight/1 part	5.4 g
Customs tariff number (OKW product)	84879090
Country of manufacture	Germany

CUSTOMISING OPTIONS

A2616040

ROUND KNOB 16, with line

What else do you need to create your own personal product? We can supply our enclosures and tuning knobs fully modified to suit your electronic components and design requirements. Please advise for anything else we can do for you.

Customising options for A2616040



Machining



Printing



Installation / Assembly of accessories

A2616040

ROUND KNOB 16, with line

SYSTEM COMPONENTS TO COMPLETE



A4116000
Cover 16, without line
ABS (UL 94 HB)
black RAL 9005



A4116002
Cover 16, without line
ABS (UL 94 HB)
red RAL F12/0-10



A4116004
Cover 16, without line
ABS (UL 94 HB)
yellow RAL F12/0-1



A4116005
Cover 16, without line
ABS (UL 94 HB)
green RAL F12/0-43



A4116006
Cover 16, without line
ABS (UL 94 HB)
light blue RAL 5012



A4116007
Cover 16, without line
ABS (UL 94 HB)
pebble grey RAL 7032



A4116008
Cover 16, without line
ABS (UL 94 HB)
dusty grey RAL 7037



A4116100
Cover 16, with line
ABS (UL 94 HB)
black RAL 9005



A4116102
Cover 16, with line
ABS (UL 94 HB)
red RAL F12/0-10



A4116106
Cover 16, with line
ABS (UL 94 HB)
light blue RAL 5012



A4116107
Cover 16, with line
ABS (UL 94 HB)
pebble grey RAL 7032



A4116108
Cover 16, with line
ABS (UL 94 HB)
dusty grey RAL 7037

ACCESSORY "SCREWS"



A6207009
Round nut M7 x 0.75



A6210009
Round nut M10 x 0.75



A6295009
Round nut 3/8"-32G



A6300000
Spanner

A2616040

ROUND KNOB 16, with line



A7516000
Nut cover 16, without line
ABS (UL 94 HB)
black RAL 9005



A7516010
Nut cover 16, with line
ABS (UL 94 HB)
black RAL 9005



A7516018
Nut cover 16, with line
ABS (UL 94 HB)
dusty grey RAL 7037



A7616000
Nut cover 16, without line
ABS (UL 94 HB)
black RAL 9005



A7616008
Nut cover 16, without line
ABS (UL 94 HB)
dusty grey RAL 7037

ACCESSORY



A4216000
Arrow disk 16
ABS (UL 94 HB)
black RAL 9005



A4216002
Arrow disk 16
ABS (UL 94 HB)
red RAL F12/0-10



A4216008
Arrow disk 16
ABS (UL 94 HB)
dusty grey RAL 7037



A4416001
Dial 16
PC (UL 94 HB)
transparent



A4416010
Dial 16
PC (UL 94 HB)
transparent



A4416020
Dial 16
PC (UL 94 HB)
transparent



A4416060
Dial 16
PC (UL 94 HB)
transparent



A6402005
Adjusting key 10/13/16
ABS (UL 94 HB)
green

A2616040

ROUND KNOB 16, with line



A7316000
Disk 16, without line
ABS (UL 94 HB)
black RAL 9005



A7316010
Disk 16, with line
ABS (UL 94 HB)
black RAL 9005

Subject to technical modification without notice. © by OKW Gehäusesysteme, Buchen/Germany.

Schnitt A-A

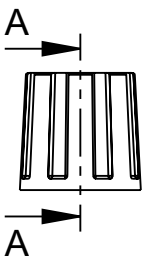

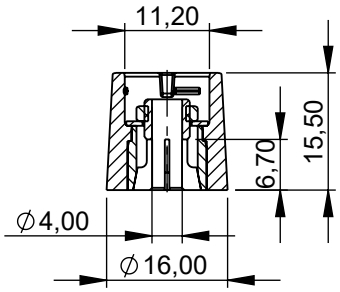

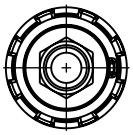

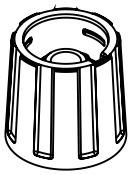

Bitte die Maße an aktuellen Teilen abnehmen.
Diese unterliegen material und produktionsspezifischen Fertigungstoleranzen

Please take the dimensions from current parts.
These are subject to material- and manufacutring-specific tolerances

Informationskopie
wird nicht aktualisiert
Copy for Information
will not be updated

Erst. am:	03.04.2020	Toleranzen:	Status:	
Erst. von:	Farrenkopf, Jessica	DIN 16901 T130	ENTWICKLUNG	DIN 6 Teil 2
Freig. am:		Volumen:	Zeichnungsart:	
Freig. von:			KUNDE	
Revision:	01			

This document contains proprietary information of OKW Gehäusesysteme GmbH and is tendered subject to the conditions that the information be retained in confidence not be reproduced or copied and not be used or incorporated in any product.

Technische Änderungen vorbehalten. Irrtümer oder Druckfehler begründen keinen Anspruch auf Schadenersatz. Wichtige Einbaumaße bitte direkt mit dem aktuellen Produkt abstimmen.

Subject to technical modification without prior notice. Typographical and other errors do not justify any claim for damages. All dimensions should be verified using an actual moulded part.

Sous reserve de modifications techniques. Toute erreur ou faute d'impression ne justife aucune demande d'indemnisation. Nous prions les clients de verifer les dimensions des composants avec les boitiers avant le montage.

OKW GEHÄUSE SYSTEME

KOMBIKNOEPFE-SPANNZANGE 16
Rundknopf 16

A2*16040

M 1:1

Für dieses Dokument behalten wir uns alle Urheberrechte vor. Es darf auch auszugsweise weder vervielfältigt noch Dritten in irgendeiner Form zugänglich gemacht werden.

Dateiname: 00021843