IR series

Sealed pushbutton switches • bushing Ø 16 mm • momentary • microswitch version



DISTINCTIVE FEATURES

Microswitch technology up to 5 A
Tactile feedback
Sealed to IP67
Flat round actuator for optional marking



ENVIRONMENTAL SPECIFICATIONS

- Front panel sealing : IP67 according to IEC 60529
- Salt spray : IEC 512-6, test 11f
- Operating temperature : -20 °C to +85 °C (-4 °F to +185 °F)

GENERAL SPECIFICATIONS

- Panel thickness : 3 mm (.118) max.
- Total travel : 1.6 mm (.062) ± 0.3 mm
- Typical operating force : 4 N ± 2 N
- Mechanical life : 1,000,000 cycles
- Torque : 0.8 Nm max. applied to nut
- Soldering : 320 °C (608 °F) max. for 3 sec.

ELECTRICAL SPECIFICATIONS

- Max. current/voltage rating with resistive load (microswitch) :
  5 A 250 VAC, 50,000 cycles (function 7)
  5 A 250 VAC, 25,000 cycles (function 8)
- Initial contact resistance : 100 mΩ max.
- Insulation resistance : 1 GΩ min. at 500 VDC
- Dielectric strength : 750 Vrms between terminals
  2,000 Vrms between terminals and frame

The company reserves the right to change specifications without notice.

IR series

Sealed pushbutton switches • bushing Ø 16 mm • momentary • microswitch version

MATERIALS

- Case : thermoplastic UL94-V0
- Actuator : polyamide 6/6
- Bushing/bezel : polyamide 6/6
- Contacts : silver

APEM products may be recycled at end-of-life for the re-claiming of valuable metal components.

MOUNTING

PANEL CUT-OUT

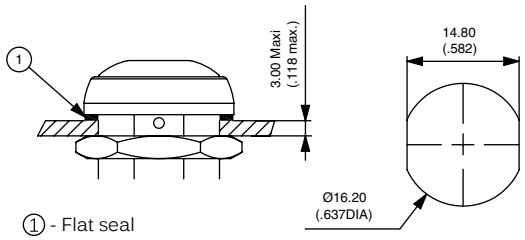

① - Flat seal

MATRIX MOUNTING

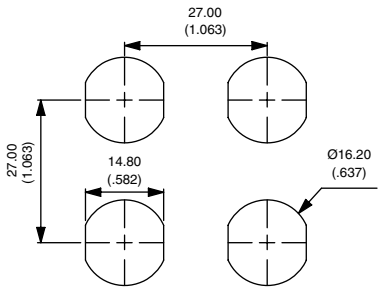

TERMINALS

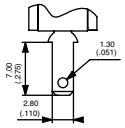

Quick-connect
Function **7 (NC+NO))**

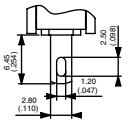

Solder lug
Function **8 (NC/NO))**

ELECTRICAL FUNCTIONS

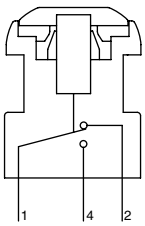

Function **7 (NC+NO))**

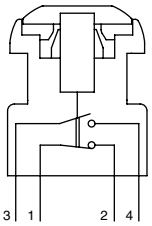

Function **8 (NC/NO))**

IR series

Sealed pushbutton switches • bushing Ø 16 mm • momentary • microswitch version

BUILD YOUR PART NUMBER

BASIC PART NUMBER

IR _ _ _ _ _

SERIES

ACTUATOR SHAPES

C	Square
R	Round, curved
P	Round, flat
F	Round, flush (not available in satin or bright chrome)

Actuator marking available on round flat models (symbol 12 mm max.). On request.

ELECTRICAL FUNCTIONS

7	NC + NO (3 terminals)
8	NC/NO combined (4 terminals)

TERMINALS

Z	Solder lug or quick-connect

CONTACTS

2	Silver

OPTIONS

ACTUATOR COLORS

1	Blue
B	Dark blue
2	Black
3	Green
4	Grey
5	Yellow
6	Red
7	White
8	Bright chrome
9	Orange
A	Satin chrome

BUSHING & BEZEL

0	Transparent (round bezel only)
2	Black (std)
7	White

Other : on request.

The IR series for high currents is based on a microswitch.
Please note that this microswitch is supplied separately.

ABOUT THIS SERIES

On the following pages, you will find successively basic part numbers of switches and options in the same order as in above chart.

Notice : please note that not all combinations of above numbers are available. Refer to the following pages for further information.

A sealing boot is available to protect the switches against frost and sand (P/N U7125). Round models only.
See "Sealing Boots" section of website.

Mounting accessories : Standard hardware supplied : 1 hex nut 19 mm (.748) across flats and 1 flat seal. Hex nut P/N : U6715.

IR series

Sealed pushbutton switches • bushing Ø 16 mm • momentary • microswitch version

ROUND - QUICK-CONNECT TERMINALS - NC+NO - 3 TERMINALS



Curved actuator
IRR7Z2 NC+NO

Flat actuator
IRP7Z2 NC+NO

→ FLAT

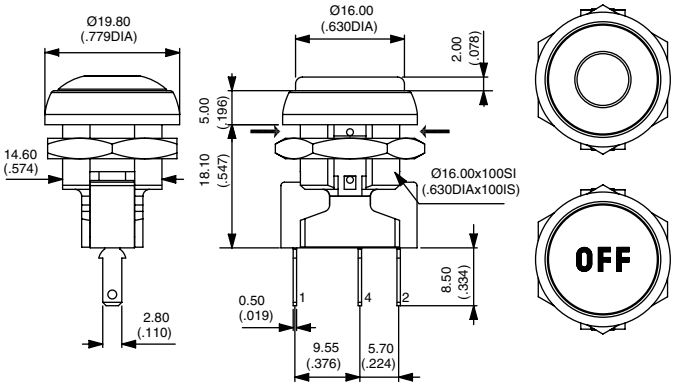

ROUND - SOLDER LUG TERMINALS - NC/NO - 4 TERMINALS



Curved actuator
IRR8Z2 NC/NO combined

Flat actuator
IRP8Z2 NC/NO combined

→ FLAT

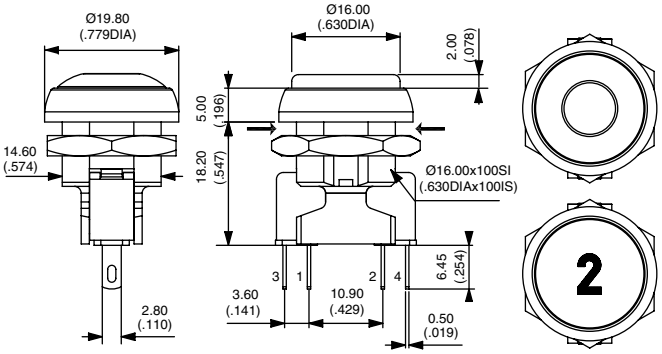

SQUARE - QUICK-CONNECT TERMINALS - NC+NO - 3 TERMINALS



IRC7Z2 NC+NO

→ FLAT

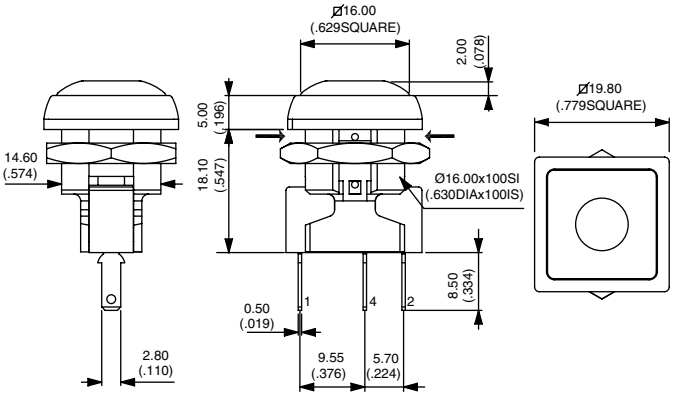

SQUARE - SOLDER LUG TERMINALS - NC/NO - 4 TERMINALS



IRC8Z2 NC+NO

→ FLAT

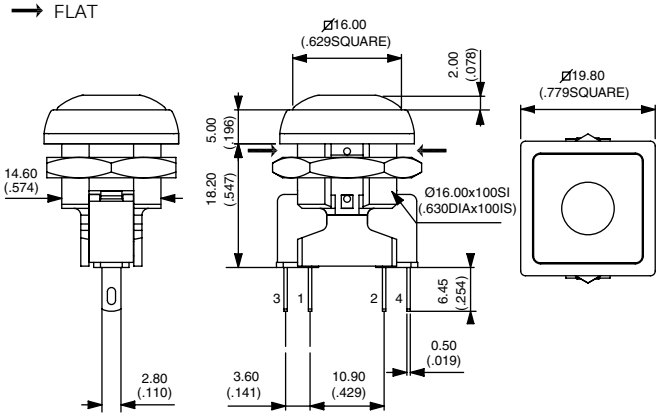

Terminals should be used as solder lugs only.

IR series

Sealed pushbutton switches • bushing Ø 16 mm • momentary • microswitch version

ACTUATOR COLORS



1	Blue
B	Dark blue
2	Black
3	Green
4	Grey
5	Yellow
6	Red
7	White
8	Bright chrome*
9	Orange
A	Satin chrome*

* Non available with Round, flush actuator shape (**F**)

BUSHING AND BEZEL

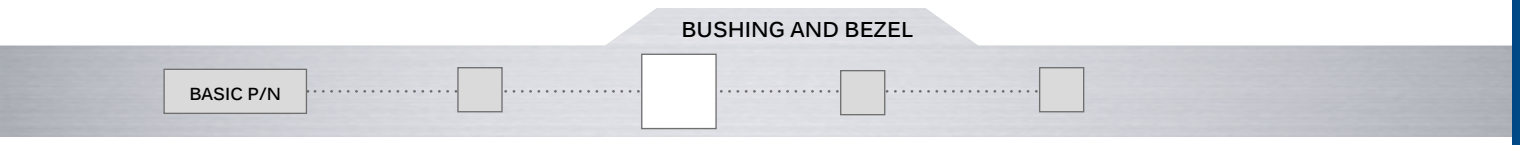

0	Transparent (round bezel only)
2	Black (standard)
7	White