PRODUCT-DETAILS

S804C-D63

S804C-D63 High Performance MCB



General Information

Extended Product Type	S804C-D63
Product ID	2CCS884001R0631
EAN	7612271213473
Catalog Description	S804C-D63 High Performance MCB
Long Description	The S804C-D63 is a 4-pole High Performance Circuit breaker with D-Characteristic, with cage terminal and a rated current of 63 A. It is a current limiting device with a maximum breaking capacity of 25kA at 240/415V. It can be used for voltages up to 254/440V and in DC as well. It has two different tripping mechanisms, the thermal tripping mechanism for overload protection and the electromechanic tripping mechanism for short circuit protection. The S804C-D63 complies with IEC/EN 60898-1 and IEC/EN 60947-2 and allows the use for residential, commercial and industrial applications. It has numerous of approvals, therefore it can be used worldwide. The extensive range of accessory makes the use of S804C-D63 more comfortable. Due to the fast arc extinction of S804C-D63 your application will be secured.

Technical

Standards	IEC/EN 60947-2 IEC/EN 60898-1 UL 1077

© 2024 ABB. All rights reserved.

Tripping Characteristic	D
Rated Operational Voltage	acc. to IEC 60898-1 400 V AC acc. to IEC 60947-2 415 V AC
Operational Voltage	Maximum 230/400 V AC Minimum 12 V AC
Rated Insulation Voltage (U_i)	acc. to IEC/EN 60664-1 500 V
Rated Impulse Withstand Voltage (U_{imp})	8 kV
Input Voltage Type	AC/DC
Rated Current (I_n)	63 A
Rated Short-Circuit Capacity	(400 V AC) 15 kA
Rated Ultimate Short-Circuit Breaking Capacity (I_{cu})	(415 V AC) 25 kA (440 V AC) 15 kA (500 V DC) 10 kA
Rated Service Short-Circuit Breaking Capacity (I_{cs})	(415 V AC) 25 kA (440 V AC) 10 kA (500 V DC) 10 kA
Frequency (f)	50 / 60 Hz
Rated Frequency (f)	50/60 Hz
Power Loss	25.6 W at Rated Operating Conditions per Pole 6.4 W
Contact Position Indication	ON / OFF / TRIP
Energy Limiting Class	3
Electrical Endurance	6000 cycle
Mechanical Endurance	4000 cycle
Number of Protected Poles	4
Number of Poles	4
Overvoltage Category	IV
Tightening Torque	3.5 N·m 31 in·lb
Release Type	D
Actuator Marking	I / O
Housing Material	Insulation group I, RAL 7035
Mounting on DIN Rail	TH35-15 (35 x 15 mm Mounting Rail) acc. to IEC 60715 TH35-7.5 (35 x 7.5 mm Mounting Rail) acc. to IEC 60715
Mounting Position	Any
Recommended Screw Driver	Pozidriv 2
Accessories Available	Yes
Remarks	Connection from top and bottom Connecting with CU only IP40 in enclosure with cover Cage terminal with captive screw
Connecting Capacity	Flexible 0 … 50 mm² Rigid 0 … 70 mm²
Terminal Type	Screw Terminals

Material Compliance

RoHS Information	9AKK107680A3903 2CCC005083D0202
RoHS Status	Following EU Directive 2011/65/EU
RoHS Date	20170426
REACH Declaration	9AKK108469A6125
REACH Information	No data - If REACH inform is not yet available for a certain product

© 2024 ABB. All rights reserved.

REACH Date	20190320
Conflict Minerals Reporting Template (CMRT)	9AKK108468A3363

Environmental

Ambient Air Temperature	Operation -25 ... +60 °C Storage -40 ... +70 °C
Reference Ambient Air Temperature	acc. to IEC60947-2 30 °C acc. to EN60898-1 30 °C
Degree of Protection	IP20
Pollution Degree	3
Resistance to Vibrations	1 mm 2 - 13.2 Hz 0.7g with Load 100% x Ie 13.2 - 100 Hz
Resistance to Shock acc. to IEC 60068-2-27	5 g 30 ms
Environmental Information	2CCY413207D0203

Technical UL/CSA

Interrupting Rating acc. to UL1077	(480Y / 277 V AC) 10 kA (500 V DC) 10 kA

Dimensions

Width in Number of Modular Spacings	6
Product Net Width	106 mm
Product Net Height	95 mm
Product Net Depth / Length	82.5 mm
Product Net Weight	980 g
Built-In Depth (t_2)	82.5 mm
Dimension Diagram	2CCC413003C0201

Ordering

Package Level 1 Units	box 1 piece
Package Level 1 Gross Weight	1010 g

Certificates and Declarations

CB Certificate	9AKK107680A0835 2CCC413029D0202
CCC Certificate	CQC2014010307713173
Declaration of Conformity - CE	2CCC005083D0202
ESTI Certificate	2CCC413028D0101
UL Certificate	9AKK107680A2286
VDE Certificate	2CCC413039D0601

© 2024 ABB. All rights reserved.

Installation

Instructions and Manuals	2CCC413016M0008

Popular Downloads

Data Sheet, Technical Information	9AKK108468A9560 9AKK108468A9561 9AKK108468A9562

Classifications

ETIM 8	EC000042 - Miniature circuit breaker (MCB)
ETIM 9	EC000042 - Miniature circuit breaker (MCB)
WEEE Category	5. Small Equipment (No External Dimension More Than 50 cm)
WEEE B2C / B2B	Business To Business
CN8	85362020
eClass	V11.0 : 27141901
Object Classification Code	F

Categories

Low Voltage Products and Systems → Modular DIN Rail Products → High Performance Circuit Breakers HPCBs → High Performance Circuit Breakers HPCBs





© 2024 ABB. All rights reserved.