CG series

Capacitive switches for underlay applications



DISTINCTIVE FEATURES

Activated by the touch of a finger
50 million cycles
Auto-calibration function
Mounting under non-conductive surfaces
Mating harness on request



ENVIRONMENTAL SPECIFICATIONS

- Triggered by flowing water
- Temperature range : -40 °C to +70 °C (-40 °F to +158 °F)
- Adhesive and connector resistant to vibrations

ELECTRICAL AND GENERAL SPECIFICATIONS

- Supply voltage : 5 VDC, 12 VDC or 24 VDC
- Supply current : 15 mA max. (12 V)
- Max. current/voltage rating : 200 mA 24 VDC
- Life expectancy : 50 million cycles
- Switch resistance ON : 1 Ohm max.
- Power consumption : 10 mA max. mode OFF
- Output type : NPN

MATERIALS

- Case : ABS
- Sealing : epoxy

APEM products may be recycled at end-of-life for the re-claiming of valuable metal components.

The company reserves the right to change specifications without notice.

CG series

Capacitive switches for underlay applications

WIRING DIAGRAMS

	Non-illuminated	Illuminated 1 LED	
		Output indicator	Independent
OFF-ON OFF - MOM	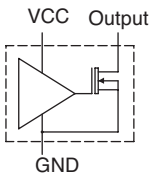	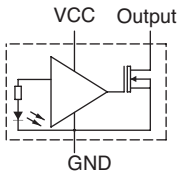	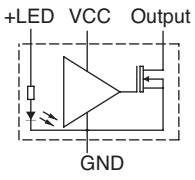

WIRING FOR MATING CONNECTOR HARWIN M30-1100400

- Pin 1 : output
  Pin 2 : GND
  Pin 3 : +LED
  Pin 4 : +VCC
- Mating harness (connector + wires) available on request.

This switch should not be used in safety applications.

CG series

Capacitive switches for underlay applications

BUILD YOUR PART NUMBER

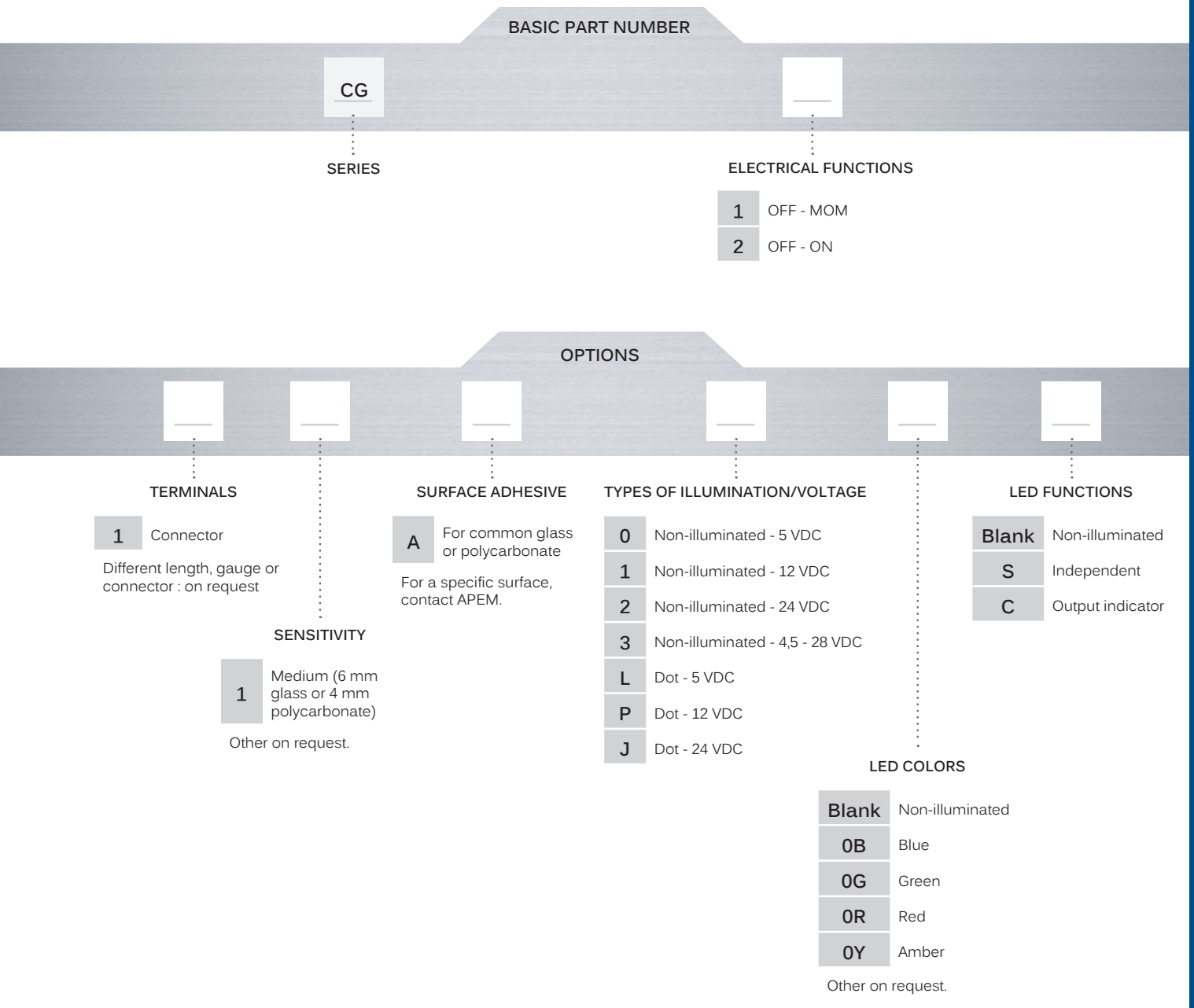

ABOUT THIS SERIES

On the following pages, you will find successively basic part numbers of switches and options in the same order as in above chart.

Notice : please note that not all combinations of above numbers are available. Refer to the following pages for further information.

CG series

Capacitive switches for underlay applications

CONNECTOR OUTPUT



Momentary			
CG1	OFF	ON	
Latching			
CG2	OFF	ON	

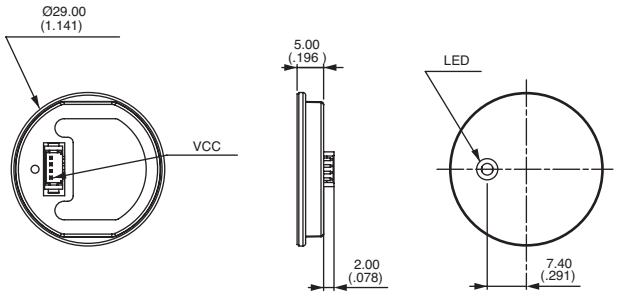

For connector wiring, see specifications.

TERMINALS

BASIC P/N

1 Connector

SENSITIVITY

BASIC P/N

1 Medium (6 mm glass or 4 mm polycarbonate)

Other on request.

SURFACE ADHESIVE

BASIC P/N

A For common glass or polycarbonate

For a specific surface, contact APEM.

TYPE OF ILLUMINATION

BASIC P/N

0 Non-illuminated - 5 VDC
1 Non-illuminated - 12 VDC
2 Non-illuminated - 24 VDC
3 Non-illuminated - 4,5 - 28 VDC - momentary version only
L Dot - 5 VDC
P Dot - 12 VDC
J Dot - 24 VDC

CG series

Capacitive switches for underlay applications

LED COLORS

BASIC P/N

Blank	Non-illuminated
0B	Blue
0G	Green
0R	Red
0Y	Amber

Other on request.

LED FUNCTION

BASIC P/N

Blank	Non-illuminated
S	Independent
C	Output indicator

ACCESSORIES

Order separately.

U7120	Mating harness for independent LED (version S)
U7040	Mating harness for all other versions

Connector : Harwin M30-1100400
Wires : AWG28, 150 mm

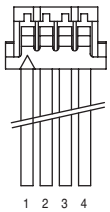

U7120

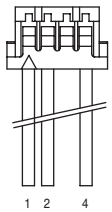

U7040

EXAMPLE OF CUSTOM SWITCH



CG1F1AJ0WS002

- Flying leads with connector
- Customisable wires lenght
- Easy mounting
- Epoxy wire terminal : high sealing level