THE INFORMATION CONTAINED IN THIS DRAWING IS THE SOLE PROPERTY OF L-COM, INC. ANY REPRODUCTION IN PART OR WHOLE WITHOUT THE WRITTEN PERMISSION OF L-COM, INC. IS PROHIBITED.

REVISIONS

REV	DESCRIPTION	DATE	APPROVED
A	Initial Release	06/24/03	A.Vajanyi
B	New Format, Updated to Vendor dwg ENC#4484	02/17/10	B. Puchaski

DESCRIPTION	MATERIAL	FINISH
CENTER CONTACTS	BRASS	GOLD
BODY-1	BRASS	NICKEL
BODY-2	BRASS	NICKEL
SHELL	BRASS	NICKEL
CRIMP FERRULE	BRASS	NICKEL
INSULATOR	DELRIN	---

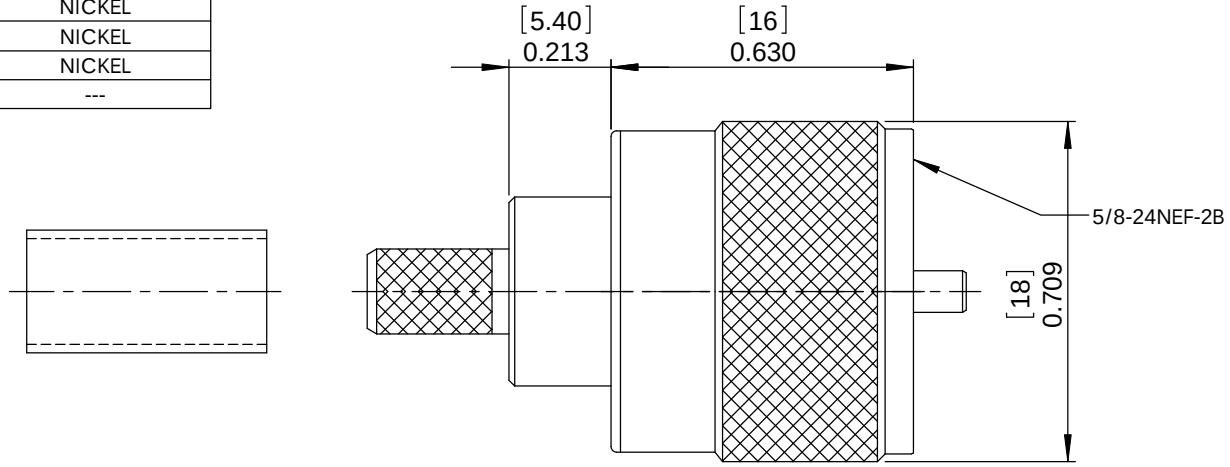

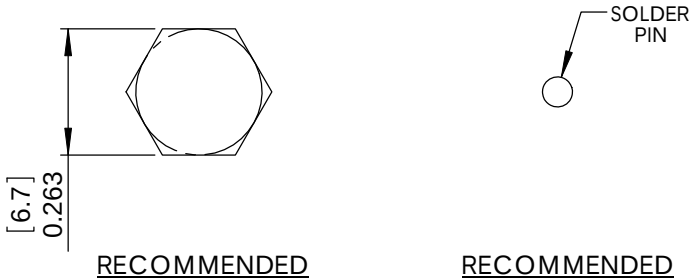

RECOMMENDED FERRULE CRIMP SIZE

RECOMMENDED -SOLDER PIN-

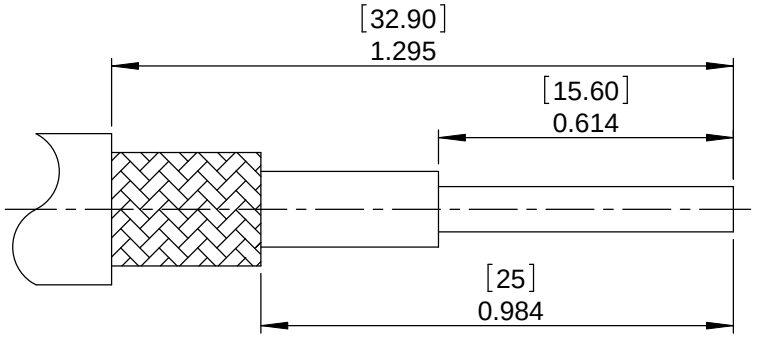

RECOMMENDED CABLE STRIPPING

NOTES:

ELECTRICAL:
IMPEDENCE: 50 OHMS
WITHSTAND VOLTAGE: 1000V
FREQUENCY RANGE: 0~300 GHz
VSWR: ≤1.50 @ 0~6 GHz
DURABILITY: ≥ 500 CYCLE
CABLE RETENTION: > 40 POUNDS

MISCELLANEOUS:
COMPONENTS SHALL BE INDIVIDUALLY PACKAGED IN ACCORDANCE WITH L-COM SPECIFICATIONS PS-0031.

ALL DIMENSIONS ARE FOR REFERENCE ONLY.

RoHS Compliant

UNLESS OTHERWISE SPECIFIED,
DIMENSIONS ARE IN INCHES [mm]
DIMENSIONAL TOLERANCES:
.X = ±.1
.XX = ±.01
.XXX = ±.005
ANGULAR TOLERANCES:
ALL = ± 1°
PROJECTION

APPROVALS	DATE
DRAWN BY B.Puchaski	02/17/10
CHECKED BY M.Audas	02/17/10
APPROVED BY M.Audas	02/17/10

CONFIGURATION DETAILS OF UNDIMENSIONED FEATURES MAY VARY

COLOR VARIATIONS MAY OCCUR

L-COM Global Connectivity
45 BEECHWOOD DRIVE
NORTH ANDOVER, MA
01845

CATEGORY: CONNECTOR

PRODUCT DESCRIPTION: UFL MALE CRIMP TYPE PL259 FOR RG58 / LMR195

SIZE	FSCM NO.	DWG. NO.	REV.
A	43321	AUM-1700	B

SCALE: NONE | CAD FILE: AUM-1700.SLDDRW | SHEET 1 OF 1