UA16...RA ... UA75...RA

1SBC101002M5501 - 02/16

Contactors for capacitors switching
Schütze zum Schalten von Kondensatoren
Contacteurs pour la commande de condensateurs
Kontaktorer för kondensatorbatterier
Contattori per inserzione condensatori
Contactores para conexion de condensadores
切换电容器用接触器
Контакторы для коммутации конденсаторов

Operating instructions
Betriebsanleitung
Notice d'instruction
Instruktion
Istruzioni tecniche
Instrucciones de empleo
操作说明
Инструкция по эксплуатации

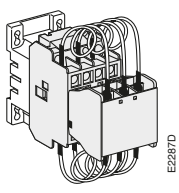

UA16-30-10RA

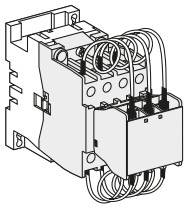

UA26-30-10RA

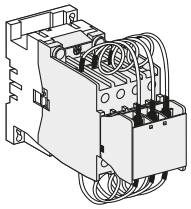

UA30-30-10RA

UA50-30-00RA
UA63-30-00RA
UA75-30-00RA

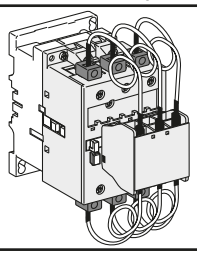

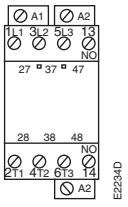

UA16-30-10RA

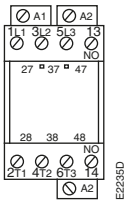

UA26-30-10RA

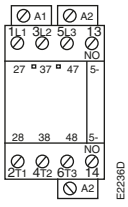

UA30-30-10RA

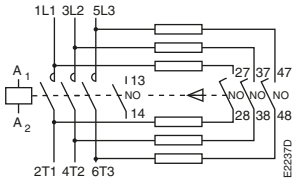

UA16/26/30-30-10RA

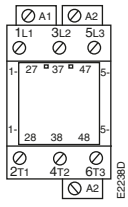

UA50/63/75-30-00RA

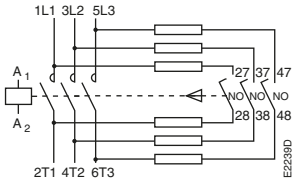

UA50/63/75-30-00RA

ZA...

Uc = 24V∼...690V∼

ZA16 ➡ UA16...RA
ZA40 ➡ UA26...RA, UA30...RA
ZA75 ➡ UA50...RA, UA63...RA, UA75...RA

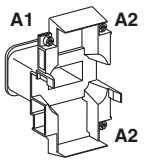

ZA16

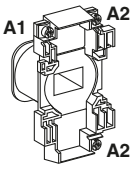

ZA40

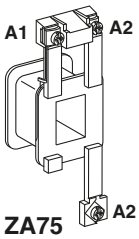

ZA75

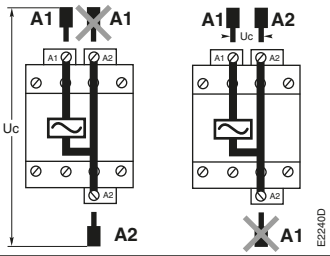

UA16...RA

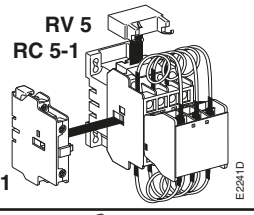

UA26...RA

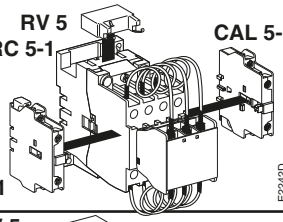

UA30...RA

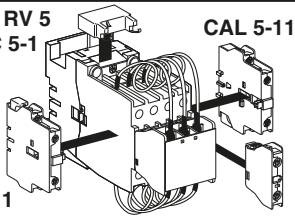

UA50/63/75...RA

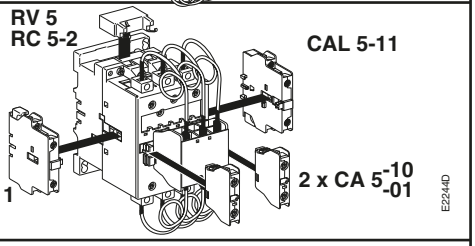

Warning ! Hazardous voltage! The operation, installation and servicing of this appliance must be carried out by a qualified electrician applying the relevant rules of the art, installation standards and safety regulations. Before operating the contactors, check that control voltage complies with the data of the coil. Connection to other control voltage can destroy the coil. Do not touch live parts. Danger !

Warnung ! Gefährliche Spannung! Die Inbetriebnahme und die Installation des vorhandenen Gerätes sowie jegliche Wartungsarbeiten müssen durch einen Fachelektriker, der die anerkannten technischen Regeln, die Montagenormen und die Sicherheitsvorschriften beachtet, durchgeführt werden. Vor Inbetriebnahme der Schütze prüfen ob Steuerspannung am Verwendungsort mit den aufgedruckten Spulendaten übereinstimmt. Der Anschluss einer anderen Steuerspannung kann zur Zerstörung der Spule führen. Spannung führende Teile nicht berühren. Lebensgefahr !

Avertissement ! Tension électrique dangereuse! La mise en œuvre, l'installation de cet appareil et toute intervention doivent être effectuées par un électricien professionnel appliquant les règles de l'art, les normes d'installation et les réglements de sécurité. Avant la mise en marche des contacteurs, vérifier que la tension du circuit de contrôle correspond bien aux indications de la bobine. Le raccordement d'une tension différente peut mener à une destruction de la bobine. Ne pas toucher les pièces sous tension. Danger de mort !

Varning ! Farlig spänning! Igångsättning och installation av aparaten samt alla ingrepp bör utföras av en kompetent elektriker enligt gällande installationsnormer och säkerhetsregler. Kontrollera före installation av kontaktorn att aktuell manöverspänning överensstämmer med spolens märkdata. Felaktig manöverspänning kan skada spolen. Beröring av spänningsförande delar är förenat med livsfara.

Avvertenza ! Tensione pericolosa! La messa in opera, l'installazione di questo apparecchio ed ogni tipo di intervento devono essere effettuati da un elettricista professionista il quale applichi le regole del mestiere, le norme di installazione ed i regolamenti di sicurezza. Prima della messa in servizio del contattore, verificare che la tensione del circuito di comando corrisponda esattamente a quella indicata sulla bobina. L'alimentazione con una tensione diversa, puo provocare la distruzione della bobina. Non toccare le parti attive. Pericolo di vita !

¡ Advertencia ! Tensión peligrosa! La puesta en aplicación, la instalación de este aparato y cualquier intervención deben realizarse por un electricista profesional que aplique las reglas del oficio, las normas de instalaciones y la reglamentación de seguridad. Antes de la puesta en servicio del contactor, comprobar si coinciden la tensión de mando con los datos impresos en la bobina. La conexión de otra tensión de mando puede producir la destruccion de la bobina. Las partes bajo tensión no deben tocarse. Peligro de muerte !

警告!电压危险!产品安装、操作、维修必须由具备资质的专业电工遵照相关制度、法规、安装标准及安全规范完成。接触器通电操作前，必须检查接入控制线圈的供电电源的实际电压。务必不要触及带电部件，危险!

ОСТОРОЖНО! Опасное напряжение! Ввод в эксплуатацию, обслуживание и сервисные работы на оборудование должны производиться квалифицированным персоналом в соответствии с национальными стандартами и требованиями безопасности. Перед началом эксплуатации проверьте соответсвие напряжения управления с данными катушки. Подключение несоответствующего напряжения может вывести из строя катушку управления. Не дотрагивайтесь до токоведущих частей. Опасно!

ABB France
3, rue Jean Perrin
69680 Chassieu / France
www.abb.com/lowvoltage

UA16...RA
UA26...RA
UA30...RA
UA50...RA
UA63...RA
UA75...RA

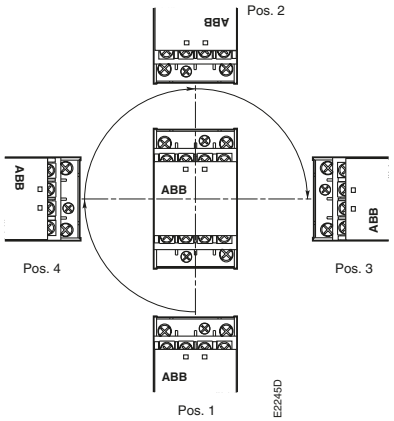

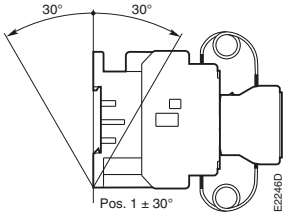

UA16...RA . . . UA75...RA

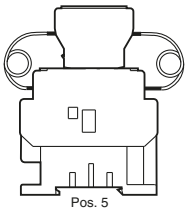

UA16...RA . . . UA75...RA

(mm)

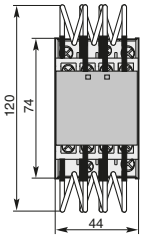

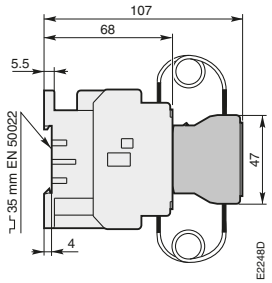

UA16...RA

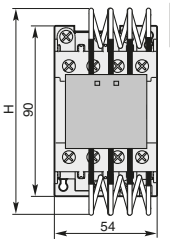

(mm)	UA26...RA	UA30...RA
P	126,3	141
H	120	130

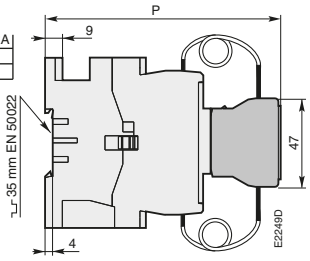

UA26...RA, UA30...RA

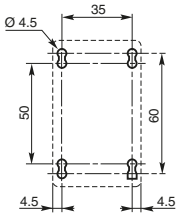

UA16...RA

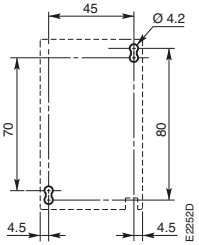

UA26...RA, UA30...RA

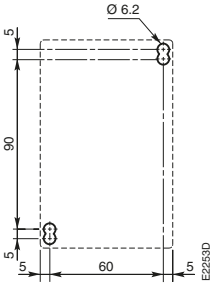

UA50...RA ... UA75...RA

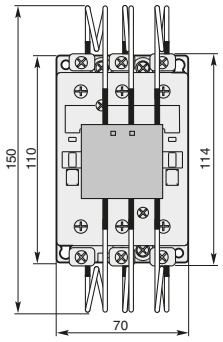

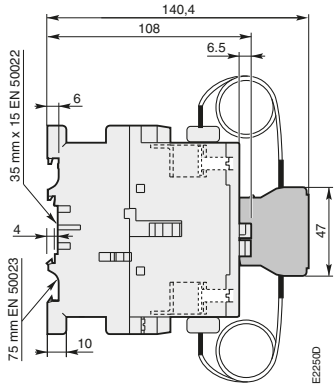

UA50...RA, UA63...RA, UA75...RA

				mm²	mm²	mm	
UA16...RA	M 3,5 1 N.m	Ø 5,5	pozidriv N°2	1 x 1...4	1 x 0,75...2,5	10	—
UA26...RA	M 4 1,7 N.m	Ø 5,5	pozidriv N°2	1 x 1,5...6	1 x 1...4	13	—
UA30...RA	M 5 2,3 N.m	Ø 6,5	pozidriv N°2	1 x 2,5...16 + 1 x 2,5...6	1 x 2,5...10 + 1 x 2,5...4	14	6,5 / 2 x 5,6
UA50...RA **UA63...RA** **UA75...RA**	M 6 4 N.m	Ø 6,5	pozidriv N°2	1 x 6...50 {1 x 6...25 + 1 x 6...16	1 x 6...35 {1 x 6...16 + 1 x 6...10	16	10 / 13

				mm²	mm²	mm	mm
A1 A2	**UA16...RA** **UA26...RA** **UA30...RA**	M 3,5 1 N.m	Ø 5,5	pozidriv N°2	2 x 1...4	2 x 0,75...2,5	10	⁄ > 3,5 L < 8
	UA50...RA **UA63...RA** **UA75...RA**					1x1...2,5 2 x 0,75...2,5	9	
	UA16...RA					2 x 0,75...2,5	10	⁄ > 3,5 L < 7,7
	UA30...RA							⁄ > 3,5 L < 8
	UA26...RA	M 4 1,7 N.m			2 x 1...4	2 x 0,75...2,5	13	⁄ > 4 L < 10

E2254D

Don't remove the resistance wires when connecting the contactor.

Widerstandsdrähte nicht abklemmen beim Verdrahten des Schützes.

Ne pas déconnecter les résistances lors du raccordement du contacteur.

Ta inte bort motståndskablarna vid anslutning ar kontaktorn.

Non sconnettere le resistenze durante il raccordamento del contattore.

No desconectar las resistencias cuendo se conecte el contactor.

接通电容器时，不允许移除电阻器连接线

Не отсоединяйте проводники сопротивления при подключении контактора

Changing the main contacts:
NOT ALLOWED

Kontaktaustausch:
NICHT ERLAUBT

Changement des pôles:
NON AUTORISE

Huvudkontakter:
FAR EJ BYTAS

Sostituzione del contatti:
NON ANMESSA

Cambio de contactos:
PROHIBIDO

更换主触头：
不允许

Замена силовых контактов:
НЕ ДОПУСКАЕТСЯ

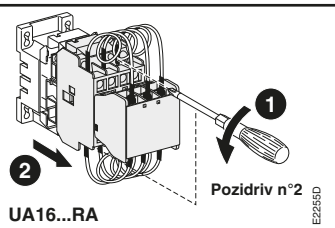

UA16...RA

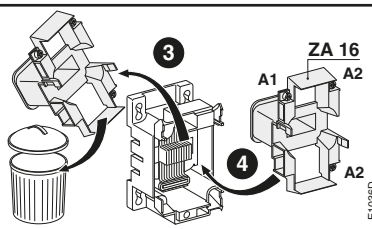

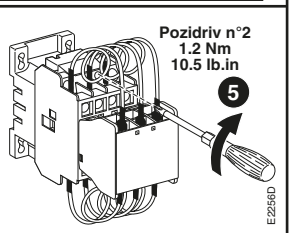

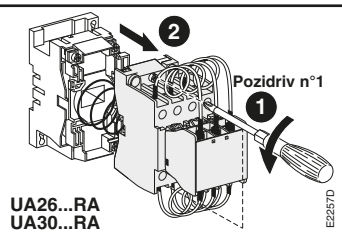

UA26...RA
UA30...RA

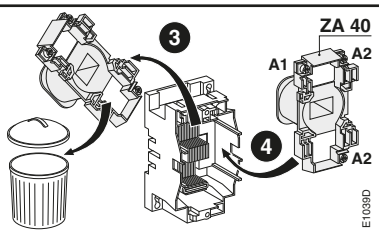

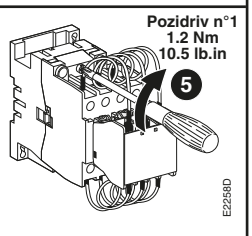

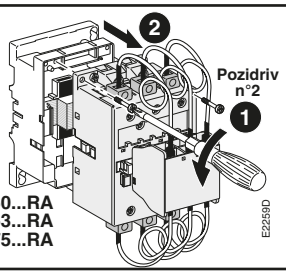

UA50...RA
UA63...RA
UA75...RA

