Dimensions

mm
inch

Two- or Four Hole Panel Mounting

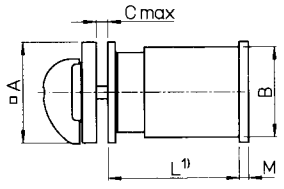

E

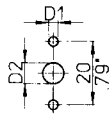

E-V

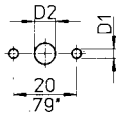

E
E-V
ER

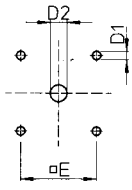

	CA4 CA4-1	CA20	CA10 CA11 CAD11 CAD12	CA25	CR10 CR11	CA10B CA11B CA20B	CA25B	C26	C32	C42*	C43	C80	C125	C315 L-switches Size S2	C315 L-switches Size S3
A	30 1.18	48 1.89	48 1.89	48 1.89	48 1.89	64 2.52	64 2.52	64 2.52	64 2.52	64 (88) 2.52 (3.46)	88 3.46	88 3.46	88 3.46	88 3.46	130 5.12
B	28 1.10	45 1.77	43 1.69	46 1.81	43 1.69	56 2.20	56 2.20	58 2.28	60 2.36	66 2.6	84 3.3	84 3.3	88 3.46	88 3.46	126 4.96
C	4 .16	4 .16	4 .16	4 .16	4 .16	4 .16	4 .16	4 .16	4 .16	4 .16	5,5 .22	5,5 .22	5,5 .22	5,5 .22	7 .28
D1	3,2 .13	5 .20	5 .20	5 .20	5 .20	5 .20	5 .20	5 .20	5 .20	5 (6) .20 (.24)	6 .24	6 .24	6 .24	6 .24	7 .28
D2	8 - 11 .31 - .43	8 - 15 .31 - .59	8 - 15 .31 - .59	8 - 15 .31 - .59	8 - 15 .31 - .59	10 - 15 .39 - .59	10 - 15 .39 - .59	10 - 15 .39 - .59	10 - 15 .39 - .59	10 - 15 .39 - .59	13 - 17 .51 - .67	13 - 17 .51 - .67	13 - 17 .51 - .67	13 - 17 .51 - .67	15,5 - 20 .61 - .79
E	- -	36 1.42	36 1.42	36 1.42	36 1.42	48 1.89	48 1.89	48 1.89	48 1.89	48 (68) 1.89 (2.68)	68 2.68	68 2.68	68 2.68	68 2.68	104 4.09
M 2)	- -	4,5 .18	4,5 .18	4,5 .18	4,5 .18	5 .2	5 .2	6,5 .26	6,5 .26	7,5 .3	7,5 .3	9,4 .37	9,4 .37	27,5 1.08	11,9 .47

2) M, additional length for mounting ER only
*Dimensions in brackets for ER mounting plate only

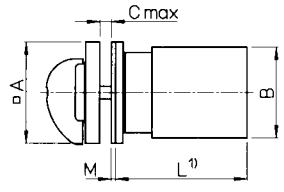

EF

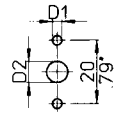

EF-V

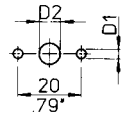

EF
EF-V

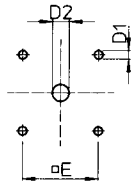

	CA4 CA4-1	CA10 CA11 CAD11 CAD12	CA20	CA25	CR10 CR11	CA10B CA11B CA20B	CA25B	C26	C32	C42	C43	C80	C125 L-switches Size S2	C315 L-switches Size S3
A	30 1.18	48 1.89	48 1.89	48 1.89	48 1.89	64 2.52	64 2.52	64 2.52	64 2.52	64 2.52	88 3.46	88 3.46	88 3.46	130 5.12
B	28 1.10	43 1.69	48 1.89	46 1.81	43 1.69	56 2.20	48 1.89	58 2.28	60 2.36	66 2.6	84 3.3	84 3.3	88 3.46	126 4.96
C	4 .16	4 .16	4 .16	4 .16	4 .16	4 .16	4 .16	4 .16	4 .16	4 .16	5,5 .22	5,5 .22	5,5 .22	7 .28
D1	3,2 .13	5 .20	5 .20	5 .20	5 .20	5 .20	5 .20	5 .20	5 .20	5 .20	6 .24	6 .24	6 .24	7 .28
D2	8 - 11 .31 - .43	18 - 22 .71 - .87	18 - 22 .71 - .87	18 - 22 .71 - .87	18 - 22 .71 - .87	22 - 25 .87 - .98	22 - 25 .87 - 98	22 - 25 .87 - .98	22 - 25 .87 - 98	22 - 25 .87 - .98	28 - 33 1.10 - 1.30	28 - 33 1.10 - 1.30	28 - 33 1.10 - 1.30	22 - 25 .87 - .98
E	- -	36 1.42	36 1.42	36 1.42	36 1.42	48 1.89	48 1.89	48 1.89	48 1.89	48 1.89	68 2.68	68 2.68	68 2.68	104 4.09
M	1 .04	1,5 .06	1,5 .06	1,5 .06	1,5 .06	2 .08	2 .08	2 .08	2 .08	2 .08	2,2 .09	2,2 .09	2,2 .09	2,2 .09

1) see page 51

Dimensions

mm
inch

Additional Length

Quick connects for switches CA4, CA4-1, CR

with quick connects

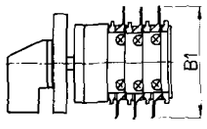

with angled connects

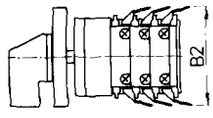

	CA4 CA4-1	CR10	CR11
B1	33 1.3	54 2.13	54 2.13
B2	- -	48 1.89	48 1.89

Terminal lugs for switches C315, C316 and L-switches

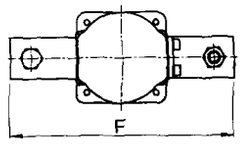

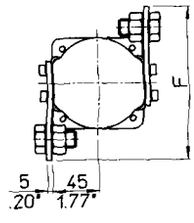

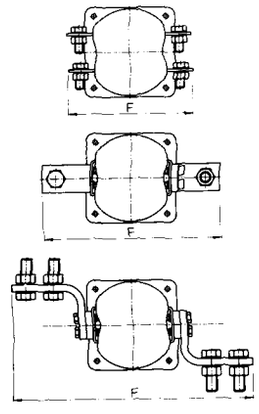

C315
C316
L400
L600

L800
L1200
L1600

L2000

	L350	L630	L1000	L1250	L351	L631	L1001	L1251	C315 C316	L400	L600	L800 L1200	L1600 L2000
F	190 7.48	220 8.66	230 9.06	240 9.45	138 5.43	148 5.83	148 5.83	148 5.83	150 5.91	180 7.09	208 8.19	256 10.08	326 12.83

Length L

Stages	CA4 CA4-1	CA10 CR10 CAD11 CAD12	CA11 CR11	CA20	CA25	CA10B	CA11B	CA20B	CA25B	C26	C32	C42	C43	C80	*C125* L-switches *Size S2*	*C315* L-switches *Size S3*
1	30 1.18	31,7 1.25	34,9 1.37	35,9 1.41	37,2 1.44	37,9 1.49	41,1 1.62	42,1 1.66	43,4 1.71	41 1.61	45,8 1.8	49,8 1.96	59 2.32	61,5 2.42	67,5 2.66	78,6 3.09
2	38 1.5	41,2 1.62	47,6 1.87	48,6 1.91	51,2 2.02	47,4 1.87	53,8 2.12	54,8 2.16	57,4 2.26	53,7 2.11	63,3 2.47	71,3 2.81	80,5 3.17	88 3.46	100 3.94	117,2 4.61
3	46 1.81	50,7 2	60,3 2.37	61,3 2.41	65,2 2.57	56,9 2.24	66,5 2.62	67,5 2.66	71,4 2.81	66,4 2.61	80,8 3.18	92,8 3.65	102 4.02	114,5 4.51	132,5 5.22	155,8 6.13
4	54 2.13	60,2 2.37	73 2.87	74 2.91	79,2 3.12	66,4 2.61	79,2 3.12	80,2 3.16	85,4 3.36	79,1 3.11	98,3 3.87	114,3 4.5	123,5 4.86	141 5.55	165 6.5	194,4 7.65
5	62 2.44	69,7 2.74	85,7 3.37	86,7 3.41	93,2 3.67	7a5,9 2.99	91,9 3.62	92,9 3,66	99,4 3.91	91,8 3.61	115,8 4.56	135,8 5.35	145 5.71	167,5 6.59	197,5 7.78	233 9.17
6	70 2.76	79,2 3.12	98,4 3.87	99,4 3.91	107,2 4.22	85,4 3.36	104,6 4.12	105,6 4.16	113,4 4.46	104,5 4.11	133,3 5.25	157,3 6.19	166,5 6.56	194 7.64	230 9.06	271,6 10.69
7	78 3.07	88,7 3.49	111,1 4.37	112,1 4.41	121,2 4.77	94,9 3.74	117,3 4.62	118,3 4.66	127,4 5.01	117,2 4.61	150,8 5.94	178,8 7.04	188 7.4	220,5 8.68	262,5 10.33	310,2 12.21
8	86 3.39	98,2 3.87	123,8 4.87	124,8 4.91	135,2 5.32	104,4 4.11	130 5.12	131 5.16	141,4 5.56	129,9 5.11	168,3 6.63	200,3 7.89	209,5 8.25	247 9.72	295 11.61	348,8 13.73
9	94 3.7	107,7 4.24	136,5 5.37	137,5 5.41	149,2 5.87	113,9 4.48	142,7 5.62	143,7 5.66	155,4 6.11	142,6 5.61	185,8 7.32	221,8 8.73	231 9.09	273,5 10.77	327,5 12.89	387,4 15.25
10	- -	117,2 4.61	149,2 5.87	150,2 5.91	163,2 6.43	123,4 4.86	155,4 6.12	156,4 6.16	169,4 6.66	155,3 6.11	203,3 8	243,3 9.58	252,2 9.54	300 11.81	360 14.17	426 16.77
11	- -	126,7 4.99	161,9 6.37	162,9 6.41	177,2 6.98	132,9 5.23	168,1 6.62	169,1 6.66	183,4 7.21	168 6.61	220,8 8.69	264,8 10.42	274 10.79	326,5 12.85	392,5 15.45	464,6 18.29
12	- -	136,2 5.36	174,6 6.87	175,6 6.91	191,2 7.53	142,4 5.61	180,8 7.12	181,8 7.16	197,4 7.76	180,7 7.11	238,3 9.38	286,3 11.27	295,5 11.63	353 13.9	425 16.73	503,2 19.81