Programmable time switches

with digital display


0 037 10


4 126 31


4 126 30


0 047 70

Dimensions **see e-catalogue**

For switching an electric circuit (lighting, heating) ON or OFF at selected times during a pre-programmed time period
Temporary (automatic return) or permanent (forced switching ON or OFF) override on output

Pack	Cat.Nos	Weekly time switch	Number of modules
		Time-saving programming by selection of daily blocks, daily blocks individually adjustable or selection from preset blocks Mo-Fr and Mo-Su Permanent ON or OFF Circuit anticipation Power reserve 3 years for date, time and switching program Accuracy +/- 1 sec./Day	
1	N 0 037 10	**Power supply 230 V∿ - 50/60 Hz** 1 NO contact 250 V/50 Hz 16 A - cos ø = 1 28 programmes Shortest switching-time 1 min	1

Pack	Cat.Nos	Multiple functions - daily or weekly programme - 5 years clock working reserve	Number of modules
		Programme settings: on daily or weekly basis 15 languages A programme consists of a on and off time and their assignement to certain days Option to suspend the programme for a specific period to set-up with start and date Minimum programme setting: 1 s. High precision clock: ± 0.1 sec per day Particularly suited to irregular cycles: - security installations (access point, alarms, etc.), - industrial installations (pump stations, etc.) Programmed directly on keypad, or using program transfer key Cat.No 4 128 72 Additional functions including random (irregular cycles), hour counters	
		Power supply 230 V∿ - 50/60 Hz	
1	4 126 31	1 output 16 A - 250 V∿ 56 programmes μ cos φ = 1 per 1 inverter contact	2
1	4 126 41	2 output 16 A - 250 V∿ 2 x 28 programmes μ cos φ = 1 per 2 inverters contacts	2
1	4 126 54	1 output 16 A - 250 V∿ Astronomical function 56 programmes μ cos φ = 1 per 1 inverter contact	2
1	4 126 57	2 outputs 16 A - 250 V∿ Astronomical function 2 x 28 programmes μ cos φ = 1 per 2 inverter contacts	
1	4 126 32	1 output 16 A - 120 V∿ 56 programmes μ cos φ = 1 per 1 inverter contact	2
		Power supply 24 V∿ - 50/60 Hz and ⎓	
1	4 126 33	1 output 16 A - 24 V∿ 56 programmes μ cos φ = 1 per 1 inverter contact	2

Pack	Cat.Nos	2 outputs multiple functions annual programme - 5 years clock working reserve	Number of modules
		Programme settings: on daily, weekly or yearly basis 15 languages A programme consists of a on and off time and their assignement to certain days Option to suspend the programme for a specific period to set-up with start and date Minimum programme setting: 1 s. High precision clock: ± 0.1 sec per day Programmed directly on keypad, or using program transfer key Cat.No 4 128 72	
1	4 126 30	**Power supply 230 V∿ - 50/60 Hz** 2 outputs - 230 V∿ - 50/60 Hz Astronomical function 2 x 3 x 28 = 168 programmes	2

Pack	Cat.Nos	4 outputs multiple functions annual programme - 5 years clock working reserve	Number of modules
		15 languages High precision clock: ± 0.2 sec per day For programming periods throughout the year 28 programmes per channel possible: - daily - weekly / astronomical programmes - yearly programmes - exceptional programmes Manual override (switch on and off) for every channel on the front of the switch Programmed directly on keypad, or using programme transfer key supplied	
1	0 047 70	**Annual programme** 4 outputs - 120/230 V∿ - 50/60 Hz Astronomical function	6
1	0 047 82	**Battery** Working reserve 5 years for Cat.No 0 047 70	

Pack	Cat.Nos	Programming transfer key
10	4 128 72	Can be used to store programme settings made: - Directly on a multifunction and multi-programme time switch Cat.Nos 4 126 30/31/32/33/41/54/57 (loading on device) - with the programming software installe d on a PC running Windows (loading on data loader)

Pack	Cat.Nos	Programming software
1	4 128 73	Can be used to create, save and transfer program settings for multifunction and multi-program time switches, Cat.Nos 0 047 70, 4 126 30/31/32/33/41/54/57 Data is transferred to the program transfer key Cat.No 4 128 72, using the data loader connected to the USB port of the PC Kit comprising software on CD-ROM, data loader and transfer key Windows XP, Windows 7, Windows 8 compatible

Programmable time switches

with analogue dial



4 127 90



4 127 95

Dimensions **see e-catalogue**

Programmed via captive segment
Power supply: 230 V∿ - 50/60 Hz
3-position override switch "ON-AUTO-OFF" on front panel
Manual changeover to summer/winter time
1 outlet 16 A - 250 V∿ - μ cos = 1

Pack	Cat.Nos	Daily programme	Number of modules
		1 segment = 15 minutes Accuracy: ± 5 minutes	
		Vertical dial Minimum switching time: 15 minutes N/O contact	
1	4 127 80	Without working reserve	1
1	4 127 90	With 100 h working reserve	1
		Horizontal dial Minimum switching time: 15 minutes Changeover switch	
1	4 128 12	Without working reserve	3
1	4 128 13	With 100 h working reserve	3
		Weekly programme	
		1 segment = 2 hours Accuracy: ± 30 minutes	
		Vertical dial Minimum switching time: 2 hours N/O contact	
1	4 127 94	With 100 h working reserve	1
		Horizontal dial Minimum switching time: 4 hours Changeover switch	
1	4 127 95	With 100 h working reserve	3

Programmable time switches

with analogue and digital dial

Diagrams

Cat.Nos 4 127 80/90/94

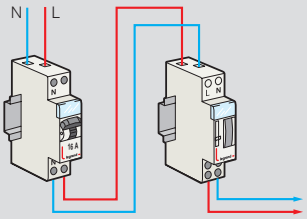

Cat.Nos 4 128 12/13, 4 127 95

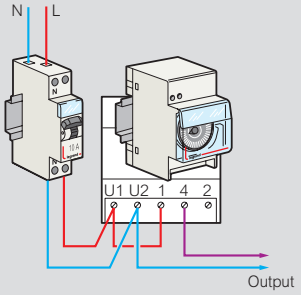

Cat.No 0 047 70

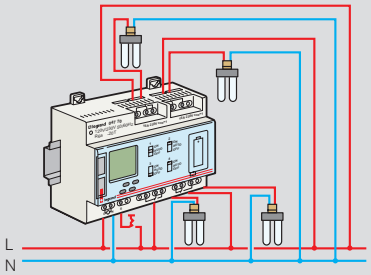

Cat.Nos 4 126 31/32/33

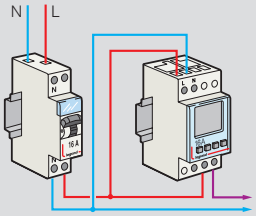

Cat.No 4 126 54

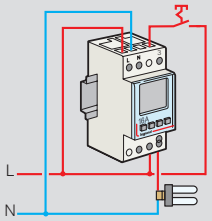

Cat.No 4 126 57

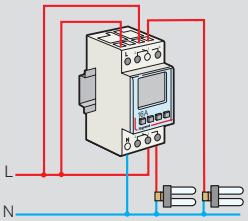

Output closing and breaking times are calculated based on the date, the actual time when the device was switched and on geographical coordinates of the actual location

Technical characteristics

Cat.Nos	Prog. time	Min. programme settings	Working reserve	Summer/ winter time	Outputs 16 A	Nb of prog.	Nb of modules
0 037 10	7 d	1 min	5 years	auto	1	28	1
0 047 70	24 h/7 d/1 y	1 s	5 years	auto	4	4 x 3 x 28	6
4 126 30	1 year	1 s	5 years	auto	2	2 x 3 x 28	2
4 126 31	24 h/7 d	1 s	5 years	auto	1	56	2
4 126 32	24 h/7 d	1 s	5 years	auto	1	56	2
4 126 33	24 h/7 d	1 s	5 years	auto	1	56	2
4 126 41	24 h/7 d	1 s	5 years	auto	2	2 x 28	2
4 126 54	24 h/7 d	1 s	5 years	auto	1	56	2
4 126 57	24 h/7 d	1 s	5 years	auto	2	2 x 28	2

Cat.Nos	Programme	Segment	Min. switching time	Working reserve	16 A output via contact		Nb of modules
					N/O	Chang. S.	
4 128 12	24 h	15 min	30 min	without	-	1	3
4 128 13	24 h	15 min	30 min	100 h	-	1	3
4 127 80	24 h	15 min	15 min	without	1	-	1
4 127 90	24 h	15 min	15 min	100 h	1	-	1
4 127 94	7 d	2 h	2 h	100 h	1	-	1
4 127 95	7 d	2 h	4 h	100 h	-	1	3