FILTER FAN PLUS

FPI/FPO 018 | up to 1010 m³/h (291 x 291 mm)



- > New air-flap outlet technology for high airflow
- > Easy mounting
- > Protection type test/Environmental rating by independent testing institutes (VDE and UL)
- > Two systems for optimal airflow (FPI/FPO)
- > Standard enclosure cut-out sizes (5 sizes)
- > One filter mat
- > Two fan speeds

Filter fans are used to provide an optimum climate in enclosures and cabinets with electrical/electronic components. The interior temperature of an enclosure can be reduced by channelling cooler filtered outside air into the enclosure thus expelling heated internal air. The resulting airflow prevents formation of localised hot pockets in installations and protects electronic components from overheating.

The Filter Fan Plus series uses a new air-flap outlet technology for the air outlet and thus reaches a high degree of airflow. A ratchet mechanism is used for mounting and provides high stability and tightness. Depending on the application there are two systems that are available – the FPI or FPO system. The FPI system is a standard installation with a filter fan in the lower part of the enclosure which ensures that fresh air is fed into the enclosure (airflow direction "In"). This system consists of a filter fan and exit filter. Whereas in the FPO system, the filter fan is located in the upper area of the enclosure to avoid heat buildups (airflow direction "Out"). The FPO system is composed of an intake filter and exit filter fan. The Filter Fan Plus series may also be used outdoors with appropriate protective measures or when equipped with weather proof accessories, e.g. Hose-proof Hood FFH 086.



Enclosure cut-out

TECHNICAL DATA

Axial fan, ball bearing	fan speed 1: service life L10 at +40 °C (+104 °F): min. 76,000 h rotor metal fan speed 2: service life L10 at +40 °C (+104 °F): min. 54,000 h rotor plastic
Connection	3-pole clamp for 2.5 mm², clamping torque 0.8 Nm max.
Casing, hood, flaps	plastic according to UL94 V-0, light grey; UV light resistant according to UL746C (f1)
Enclosure cut-out	291 x 291+1 mm
Mounting frame	4 built-in ratchet braces for mounting (6 notches for wall thickness 1 – 4 mm). Additional use of screws possible if needed[1].
Filter mat	G3 acc. to DIN EN 779, average arrestance A_a 84 %
Filter material	synthetic fibre with progressive construction, temperature resistant to +100 °C, self-extinguishing class F1, moisture resistant to 100 % RH, reusable
Operating temperature	fan speed 1 & 2, 50 Hz: -25 to +55 °C (-13 to +131 °F) fan speed 1, 60 Hz: -25 to +35 °C (-13 to +95 °F) fan speed 2, 60 Hz: -25 to +50 °C (-13 to +122 °F)
Storage temperature	-40 to +70 °C (-40 to +158 °F)
Operating/Storage humidity	max. 75 % RH (non-condensing)
Protection type/Protection class	IP54 / I (earthed)
Environmental rating UL/NEMA	UL TYPE 12 / NEMA 12
Approvals	VDE, UL File No. E234324, EAC
Note	other voltages on request

[1] Drilling marks for screw mounting are indicated on mounting frame.

SYSTEM FPI
AIRFLOW DIRECTION "IN"

SYSTEM FPO
AIRFLOW DIRECTION "OUT"

www.stego.de | www.stego.co.uk | www.stegonorden.se

17.06.2019 | Specifications are subject to change without notice. Errors and omissions excepted. Suitability of this product for its intended use and any associated risks must be determined by the end customer/buyer in its final application.

SYSTEM FPI

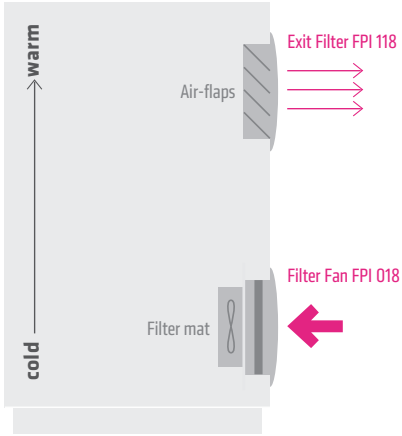

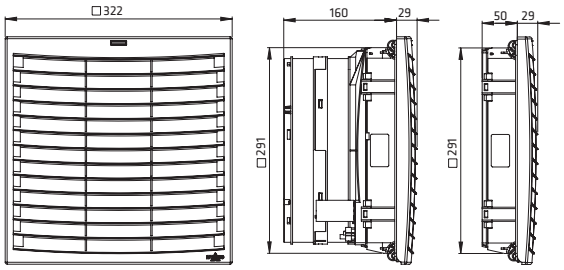

FPI 018 FPI 118

AIRFLOW DIRECTION "IN": FILTER FAN FPI 018

Art. No.	Operating voltage	Fan speed	Air volume, free flow	Air volume with exit filter	Current consumption (50/60 Hz)	Power consumption	Average noise level (DIN EN ISO 4871)	Depth in enclosure	Weight (approx.)	Filter mat
01874.0-30	AC 230 V, 50/60 Hz	1	433 m^3/h	373 m^3/h	400/480 mA	95 W	62 db (A)	160 mm	3.1 kg	G3
01874.0-31	AC 230 V, 50/60 Hz	2	624 m^3/h	560 m^3/h	550/700 mA	140 W	70 dB (A)	160 mm	3.3 kg	G3
01874.9-30	AC 115 V, 50/60 Hz	1	394 m^3/h	339 m^3/h	660/800 mA	90 W	61 dB (A)	160 mm	3.1 kg	G3
01874.9-31	AC 115 V, 50/60 Hz	2	665 m^3/h	593 m^3/h	1100/1450 mA	165 W	72 dB (A)	160 mm	3.3 kg	G3

AIRFLOW DIRECTION "IN": EXIT FILTER FPI 118

Art. No.	Depth in enclosure	Weight (approx.)	Air outlet
11874.0-00	50 mm	1.0 kg	air-flap outlet technology

SYSTEM FPO

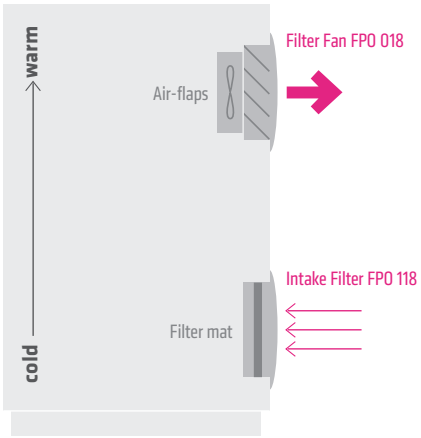

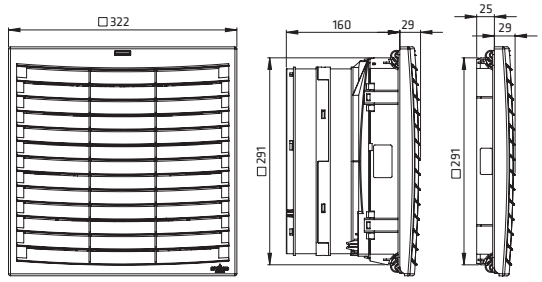

FPO 018 FPO 118

AIRFLOW DIRECTION "OUT": FILTER FAN FPO 018

Art. No.	Operating voltage	Fan speed	Air volume, free flow	Air volume with intake filter	Current consumption (50/60 Hz)	Power consumption	Average noise level (DIN EN ISO 4871)	Depth in enclosure	Weight (approx.)	Air outlet
01884.0-00	AC 230 V, 50/60 Hz	1	727 m^3/h	413 m^3/h	400/480 mA	95 W	63 db (A)	160 mm	3.2 kg	air-flaps
01884.0-01	AC 230 V, 50/60 Hz	2	1010 m^3/h	599 m^3/h	550/700 mA	140 W	70 db (A)	160 mm	3.4 kg	air-flaps
01884.9-00	AC 115 V, 50/60 Hz	1	703 m^3/h	391 m^3/h	660/800 mA	90 W	62 dB (A)	160 mm	3.2 kg	air-flaps
01884.9-01	AC 115 V, 50/60 Hz	2	1031 m^3/h	609 m^3/h	1100/1450 mA	165 W	71 dB (A)	160 mm	3.4 kg	air-flaps

AIRFLOW DIRECTION "OUT": INTAKE FILTER FPO 118

Art. No.	Depth in enclosure	Weight (approx.)	Filter mat
11884.0-30	25 mm	0.8 kg	G3 acc. to DIN EN 779, average arrestance A_a 84 %

FILTER MAT FM 086

Filter class	283 x 283 mm	Average arrestance A_a	1 packing unit
G3 acc. to DIN EN 779	Art. No. 08637.0-00	84 %	5 pieces

www.stego.de | www.stego.co.uk | www.stegonorden.se

17.06.2019 | Specifications are subject to change without notice. Errors and omissions excepted. Suitability of this product for its intended use and any associated risks must be determined by the end customer/buyer in its final application.