IRC series
S10
Socket for Interface relay

Type	**S10** 1-pole, 1 connection level Logic wiring Integrated retaining clip and labelling space Coil bridge bar for A2, 11
Rated current	**10 A**
Specifications	
Rated load	10 A/250 V
Insulation	Test voltage V rms 1 min
– All terminals/DIN rail	5 kV
Cross-section of connecting wire	
– Single-wire	4 mm^2 or 2 x 2,5 mm^2
– Multi-wire	22 - 14 AWG
Max. screw torque	1,2 Nm
Screw dimensions	M3, Pozi, slot
Integrated retaining clip/plastic	for relay series C10, CSS
Labelling space	detachable
Connection label	1...5; DIN/EN
Mounting	DIN rail TS35 or mounting plate
Ambient temperature operation/storage	-40 (no ice)....60 °C /-40 ... 80 °C
Socket for plug-in 10A IRC relays	**C10-A, C10-T, CSS**
Accessories	
Coil bridge bars	**S10-BB**



Connection diagram

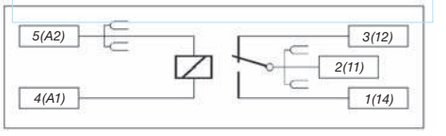

Dimensions [mm]

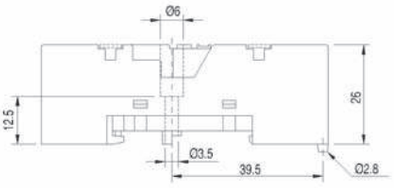

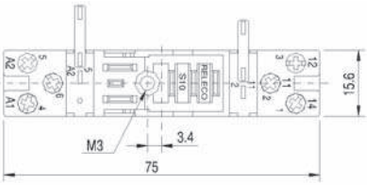



Technical approvals, conformities

EN 60947-1, EN 61810-5