# Main switch Rear mount. w/o Metal shaft

**Part no.** P1-32/XM
**Article no.** 172835
**Catalog No.** P1-32/XM

## Delivery programme

| | | | |
|---|---|---|---|
| Product range | | | Switch-disconnectors T, P |
| Basic function | | | Main switches<br>Maintenance switches<br>Manual override switches |
| Part group reference | | | P1<br>basic switch without shaft |
| Contacts | | | auxiliary contact fitted by user<br>neutral conductor fitted by user |
| Main circuits | | | 3 |
| Poles | | | |
| Auxiliary contacts | | N/O | 0 |
| | | B | 0 |
| Protection type | | | Front IP65 |
| Design | | | main switches rear mounting |
| Contact sequence | | | |
| Front plate no. | | | FS 908 |
| Bemessungsbetriebsleistung AC-23A, 50 - 60 Hz | | | |
| 400 V | P | kW | 15 |
| Rated uninterrupted current | $I_u$ | A | 32 |

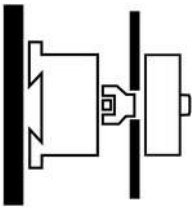

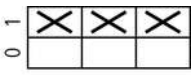


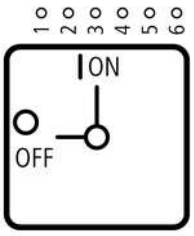


## General

| | | | |
|---|---|---|---|
| Standards | | | IEC/EN 60947, VDE 0660, IEC/EN 60204,<br>Switch-disconnector according to IEC/EN 60947-3 |
| Climatic proofing | | | Damp heat, constant, to IEC 60068-2-78<br>Damp heat, cyclic, to IEC 60068-2-30 |
| Ambient temperature | | °C | |
| Open | | °C | -25 - +50 |
| Enclosed | | °C | -25 - +40 |
| Overvoltage category/pollution degree | | | III/3 |
| Rated impulse withstand voltage | $U_{imp}$ | V AC | 6000 |
| Mechanical shock resistance | | g | 15 |
| Mounting position | | | As required |
| Protection against direct contact when actuated from front (EN 50274) | | | Finger and back-of-hand proof |

## Contacts

Mechanical variables

| | | | |
|---|---|---|---|
| Main circuits | | | |
| Poles | | | 3 |
| Auxiliary contacts | | | |
| | | N/O | 0 |
| | | B | 0 |
| Electrical characteristics | | | |
| Rated operational voltage | $U_e$ | V AC | 690 |
| Rated uninterrupted current | $I_u$ | A | 32 |
| Note on rated uninterrupted current $I_u$ | | | Rated uninterrupted current Iu is specified for max. cross-section. |
| Load rating with intermittent operation, class 12 | | | |
| AB 25 % DF | | x $I_e$ | 2 |
| AB 40 % DF | | x $I_e$ | 1.6 |
| AB 60 % DF | | x $I_e$ | 1.3 |
| Short-circuit rating | | | |
| Fuse | | A gG/gL | 50 |
| Rated short-time withstand current (1 s current) | $I_{cw}$ | $A_{rms}$ | 640 |
| Note on rated short-time withstand current Icw | | | Current for a time of 1 second |

## Switching capacity

| | | | |
|---|---|---|---|
| Bemessungsausschaltvermögen cos φ nach IEC 60947-3 | | A | |
| 230 V | | A | 260 |
| 400/415 V | | A | 300 |
| 500 V | | A | 290 |
| 690 V | | A | 250 |
| Safe isolation to EN 61140 | | | |
| between the contacts | | V AC | 440 |
| Current heat loss per contact at $I_e$ | | W | 1.8 |
| Lifespan, mechanical | Operations | x $10^6$ | > 0.3 |
| Maximum operating frequency | Operations/h | | 1200 |
| AC | | | |
| AC-3 | | | |
| Rating, motor load switch | P | kW | |
| 220 V 230 V | P | kW | 7.5 |
| 400 V 415 V | P | kW | 13 |
| 500 V | P | kW | 18.5 |
| 690 V | P | kW | 15 |
| Bemessungsbetriebsstrom Motorschalter | | | |
| 230 V | $I_e$ | A | 26.4 |
| 400V 415 V | $I_e$ | A | 26.4 |
| 500 V | $I_e$ | A | 23.4 |
| 690 V | $I_e$ | A | 14.7 |
| AC-21A | | | |
| Bemessungsbetriebsstrom Lastschalter | | | |
| 440 V | $I_e$ | A | 32 |
| AC-23A | | | |
| Bemessungsbetriebsleistung AC-23A, 50 - 60 Hz | P | kW | |
| 230 V | P | kW | 8.5 |
| 400 V 415 V | P | kW | 15 |
| 500 V | P | kW | 18.5 |
| 690 V | P | kW | 18.5 |
| Bemessungsbetriebsstrom Motorschalter | | | |
| 230 V | $I_e$ | A | 32 |
| DC | | | |

| | | | |
|---|---|---|---|
| DC-1, Load-break switches L/R = 1 ms | | | |
| Rated operational current | $I_e$ | A | 32 |
| Voltage per contact pair in series | | V | 60 |
| DC-23A, motor load switch L/R = 15 ms | | | |
| 24 V | | | |
| Rated operational current | $I_e$ | A | 25 |
| Contacts | | Quantity | 1 |
| 48 V | | | |
| Rated operational current | $I_e$ | A | 25 |
| Contacts | | Quantity | 2 |
| 60 V | | | |
| Rated operational current | $I_e$ | A | 25 |
| Contacts | | Quantity | 3 |
| 120 V | | | |
| Rated operational current | $I_e$ | A | 12 |
| Contacts | | Quantity | 3 |

## Terminal capacities

| | | | |
|---|---|---|---|
| Flexible with ferrules to DIN 46228 | | $mm^2$ | |
| Flexible with ferrule | | $mm^2$ | 1 x (1 - 4)<br>2 x (1 - 4) |
| Terminal screw | | | M4 |
| Max. tightening torque | | Nm | 1.6 |

## Additional product information (links)

http://ecat.moeller.net/flip-cat/?edition=HPLEN&startpage=4.87

http://de.ecat.moeller.net/flip-cat/?edition=HPLTEv1&startpage=4.2

http://de.ecat.moeller.net/flip-cat/?edition=HPLTEv1&startpage=4.4

http://de.ecat.moeller.net/flip-cat/?edition=HPLTEv1&startpage=4.6

http://de.ecat.moeller.net/flip-cat/?edition=HPLTEv1&startpage=4.8

http://de.ecat.moeller.net/flip-cat/?edition=HPLTEv1&startpage=4.8


© 12/2013 by Eaton Industries GmbH