THE INFORMATION CONTAINED IN THIS DRAWING IS THE SOLE PROPERTY OF L-COM, INC. ANY REPRODUCTION IN PART OR WHOLE WITHOUT THE WRITTEN PERMISSION OF L-COM, INC. IS PROHIBITED.

REVISIONS

REV	DESCRIPTION	DATE	APPROVED
F	ECN 5200: CN RELEASE	12/9/10	D. CASTRO
G	ECN 6692: REVISED MODEL TO SNAP-ON COVERS	2/20/13	D.FRISIELLO
H	ECN 8409: UPDATE TEMPERATURE RATING TO -10~70ºC	7/18/16	S.LI

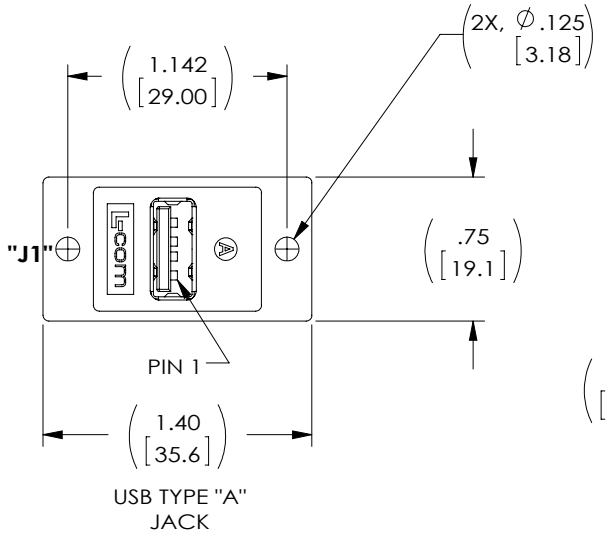

USB TYPE "A" JACK

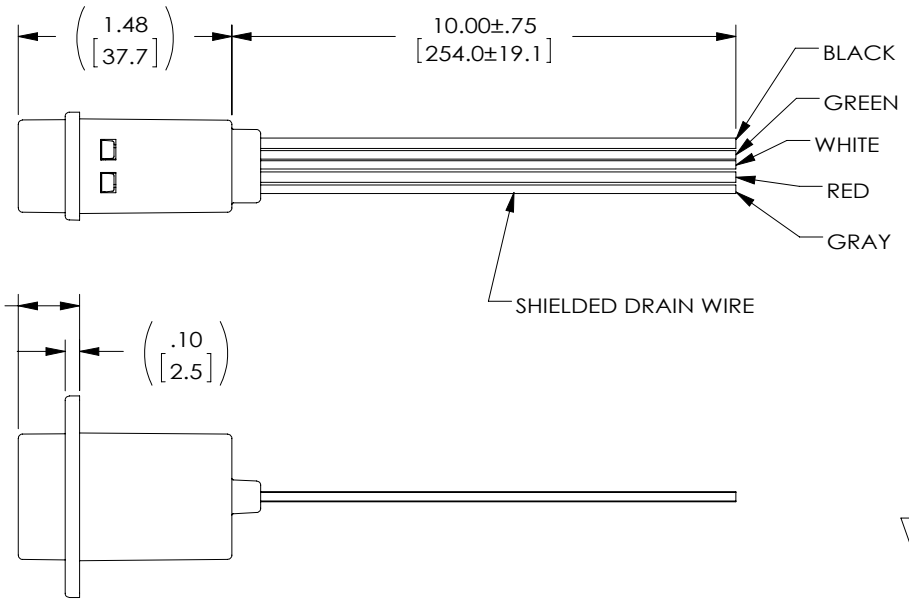

NOTES:

MATERIAL:
COUPLER HOUSING: ABS, UL94V-0.
CONNECTOR INSULATOR: WHITE, PBT WITH GLASS FIBER.
CONNECTOR CONTACTS: PHOSPHOR BRONZE.
CONNECTOR SHELL: BRASS.
PCB: EPOXY GLASS FP-4, 94V-0 FLAMMABILITY RATING.

FINISH:
COUPLER HOUSING: COLOR, BLACK.
CONNECTOR CONTACTS: GOLD, 30µ INCHES.
CONNECTOR SHELLS: NICKEL.

ELECTRICAL:
CURRENT RATING: 2 AMP MAX.
VOLTAGE RATING: 140 VDC.

ENVIRONMENTAL:
OPERATING TEMPERATURE: -10˚ C TO +70˚ C. (H)

MISCELLANEOUS:
COUPLER SHALL BE TESTED FOR CONTINUITY.
COUPLER SHALL BE INDIVIDUALLY PACKAGED IN ACCORDANCE WITH L-COM PACKAGING SPEC PS-0031.

REGULATORY COMPLIANCE:
CE2011/65/EU(RoHS DIRECTIVE)

WIRING MAP

"J1"

1	○———	POWER (RED, 20AWG)
2	○———	- DATA (WHITE, 24AWG)
3	○———	+ DATA (GREEN, 24AWG)
4	○———	POWER GND (BLACK, 20AWG)
GND	○———	DRAIN (GRAY, 24AWG)

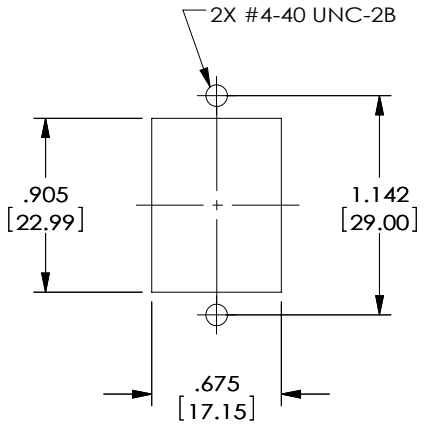

RECOMMENDED PANEL CUTOUT

UNLESS OTHERWISE SPECIFIED,
DIMENSIONS ARE IN INCHES [mm]
OVERALL CABLE LENGTH TOLERANCE:
≤12 [305] = +1 [25] / -0
>12 [305] ≤60 [1524] = +2 [51] / -0
>60 [1524] ≤120 [3048] = +4 [102] / -0
>120 [3048] ≤300 [7620] = +6 [152] / -0
>300 [7620] = +5% / -0%
ALL OTHER DIMENSIONAL TOLERANCES:
.X = ± .2 [5.08]
.XX = ± .02 [.51]
.XXX = ±.005 [.13]
PROJECTION

APPROVALS		DATE
DRAWN BY	C. MCCORMICK	5/4/2001
CHECKED BY	D. PARHAM	5/4/2001
APPROVED BY	R. CARRICK	5/4/2001

CONFIGURATION DETAILS OF UNDIMENSIONED FEATURES MAY VARY

COLOR VARIATIONS MAY OCCUR

L-COM Global Connectivity
50 HIGH STREET
NORTH ANDOVER, MA
01845

CATEGORY
USB

PRODUCT DESCRIPTION
JK PNL MNT USB A, 10" WIRE LDS

SIZE	FSCM NO.	DWG. NO.	REV.
A	43321	ECJ504B-UA	H

SCALE: NONE | CAD FILE: ECJ504B-UA.SLDDRW | SHEET 1 OF 1