DATASHEET



EX-MAF 330-11Y-3D

Data

Ordering data

Note (Delivery capacity)	Not available!
Product type description	EX-MAF 330-11Y-3D
Article number (order number)	101207964
EAN (European Article Number)	4030661373324
eCl@ss number, version 12.0	27-27-06-01
eCl@ss number, version 11.0	27-27-06-01
eCl@ss number, version 9.0	27-27-06-01
ETIM number, version 7.0	EC000030
ETIM number, version 6.0	EC000030

Explosion protection

Explosion protection: regulations	EN IEC 60079-0 EN 60079-31
Explosion protection zones	22
Explosion protection category	3D
Explosion protection designation	II 3D Ex tc IIIC T100°C Dc X

General data

Standards	BG-GS-ET-15 EN IEC 60947-5-1
Working principle	mechanical
Housing material	Light alloy die-casting
Housing coating material	painted
Material of the rod	Metal film
Gross weight	251 g

General data - Features

Number of normally closed (NC)	1
Number of normally open (NO)	1

Safety classification - Safety outputs

B_{10D} Normally-closed contact (NC)	20,000,000 Operations

Mechanical data

Actuating element	Spring rod lever
Mechanical life, minimum	1,000,000 Operations
Impact energy, maximum	4 J
Contact opening	2 x 0.5 mm
Actuating speed, maximum	1 m/s
Repeat accuracy of switching points	0.02 mm

Mechanical data - Connection technique

Termination	Screw terminals M20 x 1.5
Cable section, minimum	0.75 mm²
Cable section, maximum	2.5 mm²
Wire cross-section	13 AWG

Mechanical data - Dimensions

Length of sensor	40 mm
Width of sensor	40 mm
Height of sensor	184.5 mm
Diameter of the Rod	8 mm

Ambient conditions

Degree of protection	IP65
Ambient temperature	-15 ... +80 °C
Restistance to shock	50 g / 6 ms

Ambient conditions - Insulation values

Rated insulation voltage U_i	250 VAC
Rated impulse withstand voltage U_{imp}	4 kV

Electrical data

Thermal test current	10 A
Utilisation category AC-15	230 VAC
Utilisation category AC-15	4 A
Utilisation category DC-13	24 VDC
Utilisation category DC-13	4 A
Switching element	NO contact, NC contact
Switching principle	Snap action
Bounce duration, maximum	43,221 ms
Switchover time, maximum	10 ms
Material of the contacts, electrical	Silver

Pictures

Product picture (catalogue individual photo)



ID: km330f06
| 475.3 kB | .jpg | 131.586 x 496.358 mm - 373 x 1407 px - 72 dpi
| 183.3 kB | .png | 74.083 x 279.4 mm - 210 x 792 px - 72 dpi
| 28.0 kB | .jpg | 32.808 x 123.472 mm - 93 x 350 px - 72 dpi

Dimensional drawing basic component

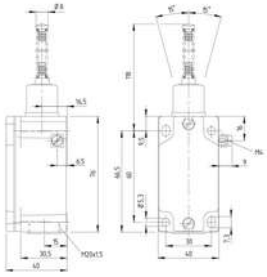

ID: kx330g01
| 38.0 kB | .cdr |
| 3.5 kB | .png | 74.083 x 49.389 mm - 210 x 140 px - 72 dpi
| 120.6 kB | .jpg | 352.425 x 367.242 mm - 999 x 1041 px - 72 dpi

Dimensional drawing actuator

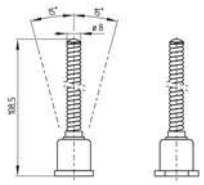

ID: 1m330b06
| 7.6 kB | .png | 74.083 x 52.211 mm - 210 x 148 px - 72 dpi
| 74.8 kB | .jpg | 352.778 x 248.003 mm - 1000 x 703 px - 72 dpi

Switch travel diagram

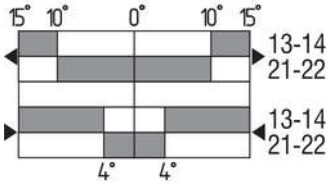

ID: km330s03
| 70.1 kB | .ai | 297 x 210.002 mm - 841 x 595 px - 72 dpi
| 1.4 kB | .png | 74.083 x 52.564 mm - 210 x 149 px - 72 dpi
| 81.9 kB | .jpg | 352.778 x 211.314 mm - 1000 x 599 px - 72 dpi

Diagram

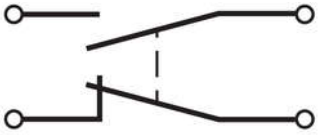

ID: k1o1sk07
| 17.3 kB | .cdr |
| 37.9 kB | .jpg | 352.778 x 146.403 mm - 1000 x 415 px - 72 dpi
| 1.9 kB | .png | 74.083 x 30.692 mm - 210 x 87 px - 72 dpi

Operating principle



ID: e95tz01
| 16.6 kB | .cdr |
| 140.3 kB | .jpg | 352.778 x 749.3 mm - 1000 x 2124 px - 72 dpi
| 2.8 kB | .png | 74.083 x 157.339 mm - 210 x 446 px - 72 dpi

Schmersal India Pvt. Ltd., Plot No - G-7/1, Ranjangaon MIDC, Tal. - Shirur, Dist.- Pune 412 220
The details and data referred to have been carefully checked. Images may diverge from original. Further technical data can be found in the manual. Technical amendments and errors possible.
Generated on: 09/11/2023, 5:44 am