■ Standard couplers and Swiftclip / Swiftgrip

Couplers are required for joining together SRF straight lengths
SRFC standard couplers are supplied in pairs.
2 x Swiftclips are required for each coupling and are used with tray widths up to and including 300 mm. For 450 mm to 900 mm tray, use Swiftgrip (2 per coupling)
Swiftclip and Swiftgrip are supplied in packs of 10

■ Installation using Swiftclip - 75 mm to 300 mm wide tray

For 75 - 300 mm wide SRF tray
Cat. No. SRFC F
and Swiftclip

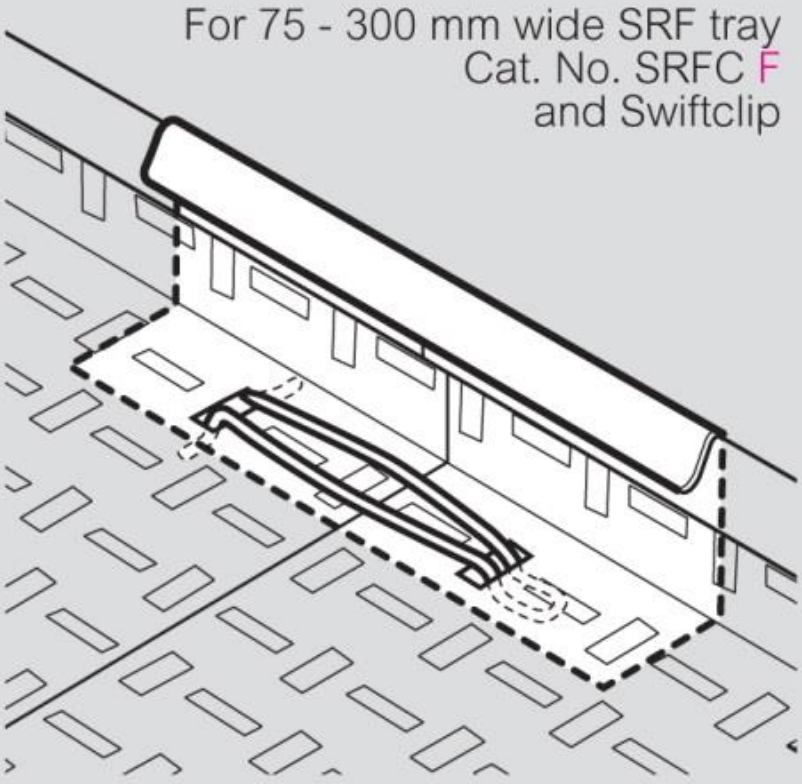

Standard couplers	
Cat. No.	Tray range
SRFC F	SRF

Swiftclip	
Cat. Nos.	Finish
SCLPG	PG
SCLG	G

■ Assembly using Swiftclip

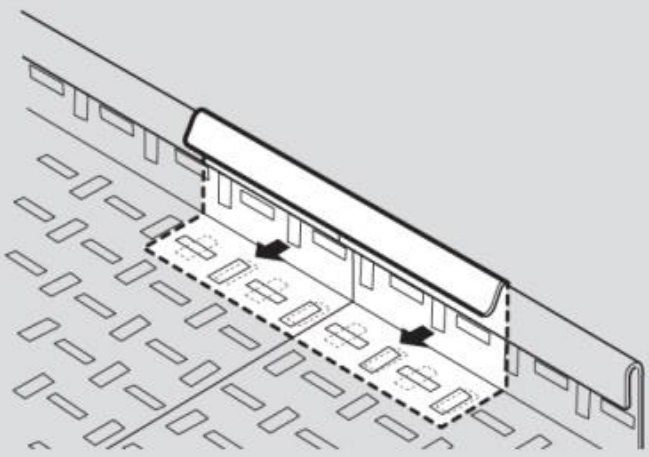

1. Locate coupler across underside of tray joint

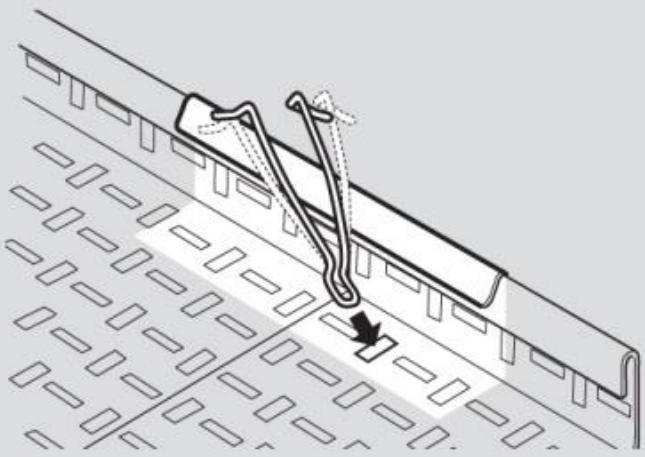

2. Insert joggled head of clip where tray and coupler align

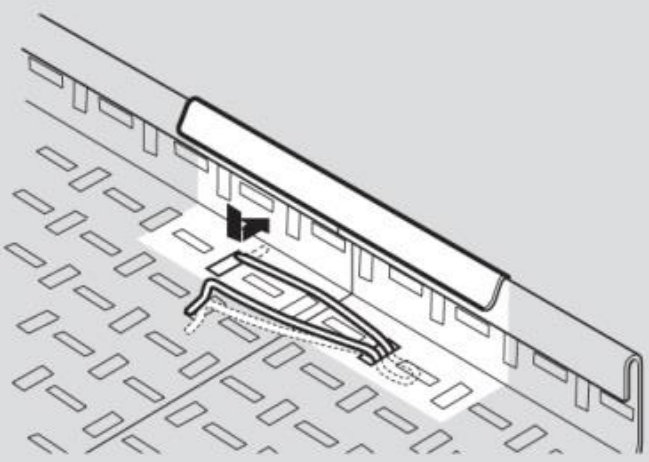

3. Clip leg nearest tray wall into slot on other tray bed

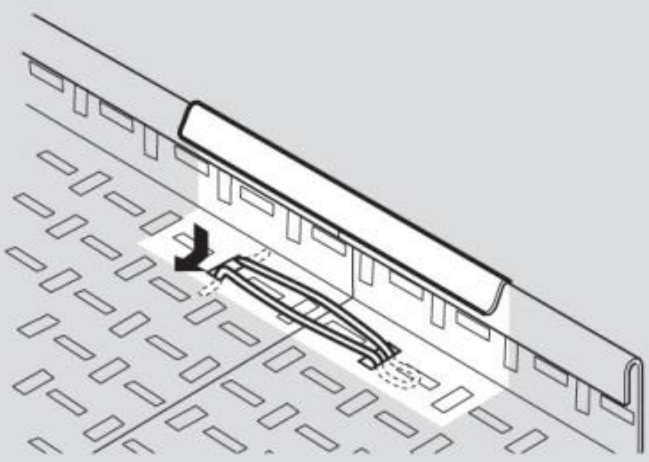

4. The second leg is pushed towards the wall of the tray and pushed home into the same slot

Repeat process on the other side of the tray, fitting the clip in the opposite direction
Ensure:
1. Head and feet of clip are clamping through tray and coupler
2. Clip should span across the joint