

Model Number

ML100-8-H-350-RT/98/103

Background suppression sensor
with 3-pin, M8 x 1 connector

Features

- Miniature design
- Easy to use
- Very bright, highly visible light spot
- Full metal thread mounting
- Highly visible LEDs for Power ON and switching state
- Not sensitive to ambient light

Product information

The ML100 series is characterized by its miniature housing with integral, all-metal threaded bushings. All versions are equipped with a visible red transmitter LED. This greatly simplifies installation and commissioning. The switching states are easily visible from all directions thanks to the highly visible LEDs.

Dimensions

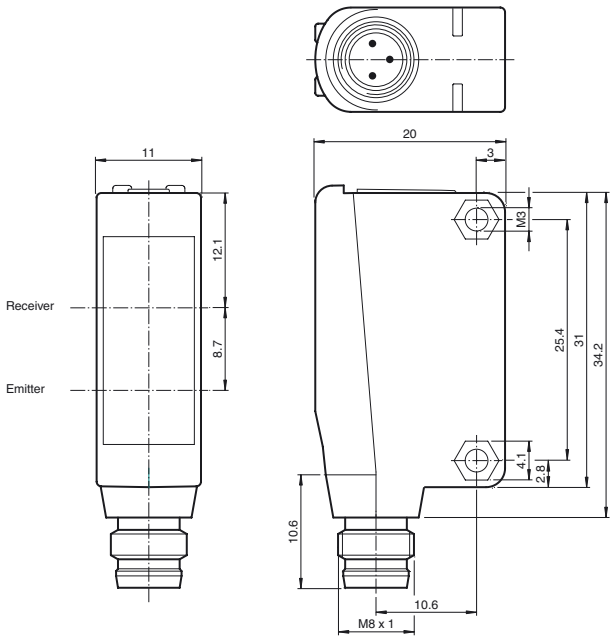

Electrical connection

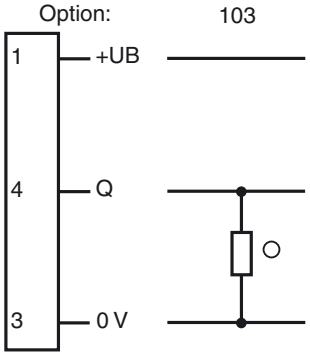

○ = Light on
● = Dark on

Pinout



Wire colors in accordance with EN 60947-5-2

1	BN	(brown)
3	BU	(blue)
4	BK	(black)

Indicators/operating means

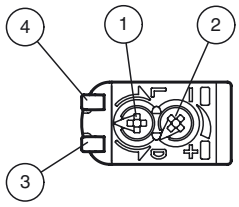

1	Light-Dark-switching	
2	Sensitivity adjuster	
3	Signal display	yellow
4	Operating display	green

Release date: 2016-07-07 12:33 Date of issue: 2016-07-07 220749_eng.xml

Technical data

General specifications		
Detection range		5 ... 350 mm
Detection range min.		5 ... 30 mm
Detection range max.		5 ... 350 mm
Adjustment range		30 ... 350 mm
Reference target		standard white, 100 mm x 100 mm
Light source		LED
Light type		modulated visible red light
Polarization filter		no
Black/White difference (6 %/90 %)		< 18 % at 350 mm
Diameter of the light spot		approx. 20 mm at a distance of 350 mm
Angle of divergence		approx. 4 °
Optical face		frontal
Ambient light limit		EN 60947-5-2:2007+A1:2012
Functional safety related parameters		
$MTTF_d$		860 a
Mission Time (T_M)		20 a
Diagnostic Coverage (DC)		0 %
Indicators/operating means		
Operation indicator		LED green: power on
Function indicator		LED yellow: lights when object is detected
Control elements		Sensing range adjuster
Control elements		Light-on/dark-on changeover switch
Electrical specifications		
Operating voltage	U_B	10 ... 30 V DC
Ripple		max. 10 %
No-load supply current	I_0	< 20 mA
Output		
Switching type		The switching type of the sensor is adjustable. The default setting is: light on
Signal output		1 PNP output, short-circuit protected, reverse polarity protected, open collector
Switching voltage		max. 30 V DC
Switching current		max. 100 mA , resistive load
Voltage drop	U_d	≤ 1.5 V DC
Switching frequency	f	500 Hz
Response time		1 ms
Ambient conditions		
Ambient temperature		-30 ... 60 °C (-22 ... 140 °F)
Storage temperature		-40 ... 70 °C (-40 ... 158 °F)
Mechanical specifications		
Degree of protection		IP67
Connection		connector M8 x 1 , 3-pin
Material		
Housing		PC (Polycarbonate)
Optical face		PMMA
Mass		approx. 10 g
Tightening torque, fastening screws		0.6 Nm
Compliance with standards and directives		
Directive conformity		
EMC Directive 2004/108/EC		EN 60947-5-2:2007+A1:2012
Standard conformity		
Standards		UL 60947-5-2
Approvals and certificates		
UL approval		cULus Listed, Class 2 Power Source or listed Power Supply with a limited voltage output with (maybe integrated) fuse (max. 3.3 A according UL248), Type 1 enclosure
CCC approval		CCC approval / marking not required for products rated ≤36 V

Accessories

OMH-ML100-03
Mounting aid for round steel ø 12 mm or sheet 1.5 mm ... 3 mm

OMH-ML100-04
Mounting aid for ML100 series, Mounting bracket

OMH-ML100-05
Mounting aid for ML100 series, Mounting bracket

OMH-F10-ML100
Mounting aid for ML100 series

OMH-10
Mounting aid

V3-WM-2M-PUR
Cable socket, M8, 3-pin, PUR cable

OMH-ML100-S1
Mounting bracket

OMH-ML100-08
Mounting aid for ML100 series, Snap-in

Other suitable accessories can be found at www.pepperl-fuchs.com

Release date: 2016-07-07 12:33 Date of issue: 2016-07-07 220749_eng.xml

Refer to “General Notes Relating to Pepperl+Fuchs Product Information”.
Pepperl+Fuchs Group www.pepperl-fuchs.com
USA: +1 330 486 0001 fa-info@us.pepperl-fuchs.com
Germany: +49 621 776 4411 fa-info@de.pepperl-fuchs.com
Singapore: +65 6779 9091 fa-info@sg.pepperl-fuchs.com
PEPPERL+FUCHS SENSING YOUR NEEDS

Curves/Diagrams

Characteristic response curve

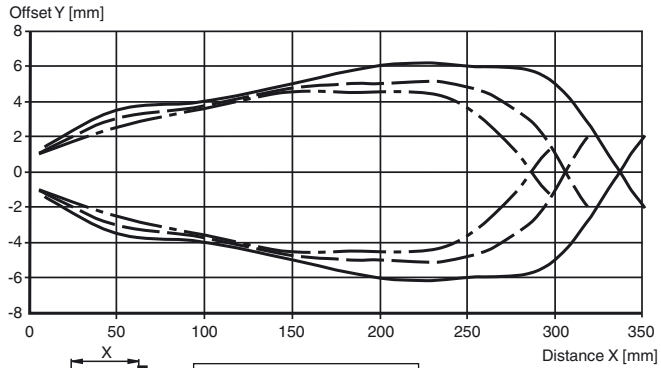

Difference in detection distance

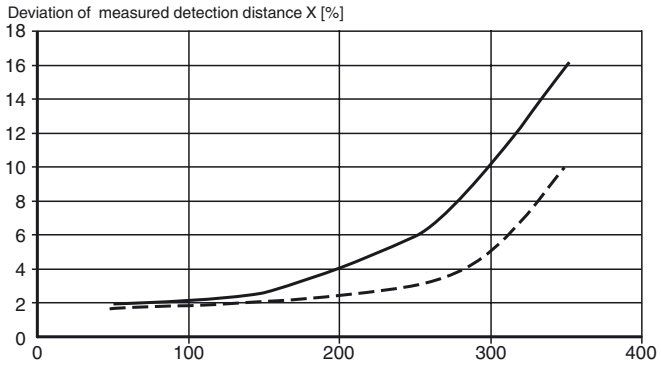

Release date: 2016-07-07 12:33 Date of issue: 2016-07-07 220749_eng.xml