DATASHEET



EX-Z4V7H 335-11Z-2138-3G/D

- Snap action with constant contact pressure up to switching point
- Explosion protection for ATEX Zones 2 and 22
- Metal enclosure
- Good resistance to oil and petroleum spirit
- 40,5 mm x 76 mm x 38 mm
- Actuator heads can be repositioned by 4 x 90°
- Mounting details to EN 50041
- 1 Cable entry M 20 x 1.5

Data

Ordering data

Product type description	EX-Z4V7H 335-11Z-2138-3G/D
Article number (order number)	101211766
EAN (European Article Number)	4030661390628
eCl@ss number, version 12.0	27-27-26-01
eCl@ss number, version 11.0	27-27-26-01
eCl@ss number, version 9.0	27-27-26-01
ETIM number, version 7.0	EC000030
ETIM number, version 6.0	EC000030

Explosion protection

Explosion protection: regulations	EN IEC 60079-0 EN IEC 60079-15 EN 60079-31
Explosion protection zones	2 22
Explosion protection category	3G 3D

Explosion protection designation	II 3G Ex nC IIC T5 Gc X II 3D Ex tc IIIC T90°C Dc X
Manufacturer declaration	Additional simple electrical apparatus (Zone 0 and 20)

General data

Housing construction form	Norm construction design
Housing material	Aluminium
Housing coating material	painted
Lever material	Metal film
Gross weight	340 g

General data - Features

Safety functions	Yes
Number of auxiliary contacts	1
Number of safety contacts	1

Safety classification

Standards	EN ISO 13849-1
Mission time	20 Year(s)

Safety classification - Safety outputs

B_{10D} Normally-closed contact (NC)	20,000,000 Operations

Mechanical data

Actuating element	Roller lever
Roller material	Plastic
Mechanical life, minimum	30,000,000 Operations
Impact energy, maximum	4 J
Actuating speed, maximum	2.5 m/s
Note (Actuating speed)	Actuating speed with actuating angle 30° to switch axis

Note Bounce duration	Bounce duration in accordance with actuating speed
Actuating torque, minimum	0.3 Nm

Mechanical data - Connection technique

Termination	Screw terminals M20 x 1.5
Cable cross-section of the cable glands, minimum	7 mm
Cable cross-section of the cable glands, maximum	12 mm
Cable section, minimum	0.75 mm²
Cable section, maximum	2.5 mm²
Note (Cable section)	All indications including the conductor ferrules.
Wire cross-section	13 AWG

Mechanical data - Dimensions

Length of sensor	57.3 mm
Width of sensor	40.5 mm
Height of sensor	173.5 mm

Ambient conditions

Degree of protection	IP67
Ambient temperature	-20 ... +60 °C

Ambient conditions - Insulation values

Rated insulation voltage U_i	500 V
Rated impulse withstand voltage U_{imp}	6 kV

Electrical data

Thermal test current	10 A
Utilisation category AC-15	230 VAC
Utilisation category AC-15	4 A
Utilisation category DC-13	24 VDC

Utilisation category DC-13	4 A
Switching element	NO contact, NC contact
Switching principle	Snap action
Switching frequency	5,000 /h
Switchover time, maximum	2 ms
Material of the contacts, electrical	Silver

Pictures

Product picture (catalogue individual photo)



ID: k335hf05
| 1.1 MB | .jpg | 352.778 x 977.547 mm - 1000 x 2771 px - 72 dpi
| 124.4 kB | .png | 74.083 x 204.964 mm - 210 x 581 px - 72 dpi
| 30.7 kB | .jpg | 44.45 x 123.472 mm - 126 x 350 px - 72 dpi

Dimensional drawing basic component

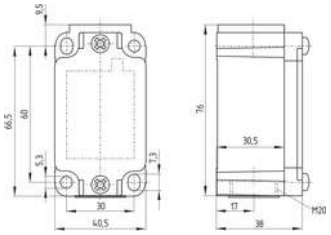

ID: k-335g01
| 27.9 kB | .cdr |
| 4.1 kB | .png | 74.083 x 52.211 mm - 210 x 148 px - 72 dpi
| 126.8 kB | .jpg | 352.778 x 248.708 mm - 1000 x 705 px - 72 dpi

Dimensional drawing basic component

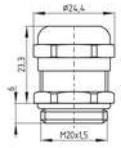

ID: 1xzm1g07
| 2.5 kB | .png | 74.083 x 51.153 mm - 210 x 145 px - 72 dpi
| 46.3 kB | .jpg | 352.778 x 243.769 mm - 1000 x 691 px - 72 dpi

Dimensional drawing actuator

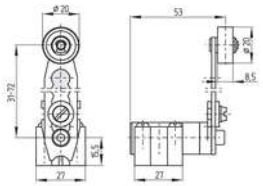

ID: 1h336g02
| 88.3 kB | .cdr |
| 10.3 kB | .png | 74.083 x 52.211 mm - 210 x 148 px - 72 dpi
| 102.9 kB | .jpg | 352.778 x 248.003 mm - 1000 x 703 px - 72 dpi

Switch travel diagram

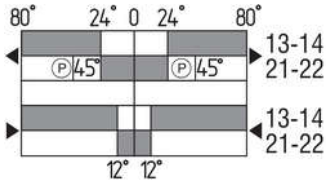

ID: kh335s02
| 25.4 kB | .cdr |
| 3.0 kB | .png | 74.083 x 40.569 mm - 210 x 115 px - 72 dpi
| 98.4 kB | .jpg | 352.778 x 193.322 mm - 1000 x 548 px - 72 dpi

Diagram

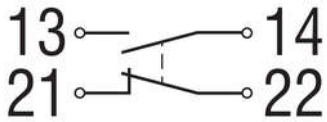

ID: k1o1sk01
| 52.2 kB | .jpg | 352.778 x 143.581 mm - 1000 x 407 px - 72 dpi
| 2.6 kB | .png | 74.083 x 29.986 mm - 210 x 85 px - 72 dpi

Schmersal India Pvt. Ltd., Plot No - G-7/1, Ranjangaon MIDC, Tal. - Shirur, Dist.- Pune 412 220
The details and data referred to have been carefully checked. Images may diverge from original. Further technical data can be found in the manual. Technical amendments and errors possible.
Generated on: 09/11/2023, 5:17 am