Miniature Tact Switches for SMT

Specifications:

Contact rating:	12 V DC, 50 mA
Contact resistance:	< 100 mΩ
Insulation resistance:	> 100 MΩ
Dielectric strength:	250 V AC (50 Hz or 60 Hz) for 1 minute
Operating temperature:	– 20° to + 70° C
Operating force:	center: 3,2 N ± 0,5 N; 4 directions: 1,6 N ± 0,5 N
Mechanical life:	minimum 100 000 cycles
Material:	Cover: Nickel, silver-plated Stem: high-temp. LCP Contact: stainless steel with silver cladding Terminal: brass, silver-plated Base: high-temp. LCP, black
Packing:	850 pcs/reel

Models:

TSSJ 5

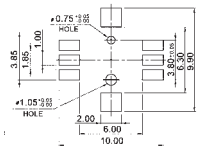

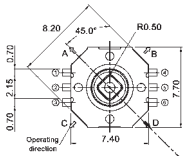

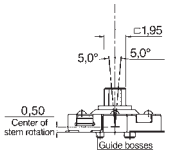

PCB Layout

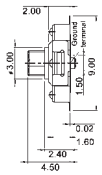

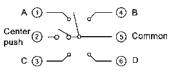

Circuit diagram

TSSJ 5-J

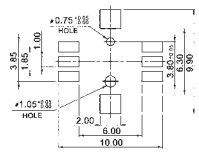

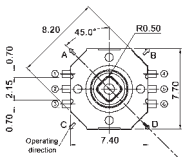

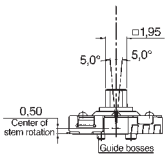

PCB Layout

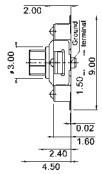





Specification:

Contact rating:	15 V DC, 20 mA
Contact resistance:	< 100 mΩ
Insulation resistance:	> 100 MΩ
Dielectric strength:	100 V, 50 Hz for the duration of 1 minute
Operating temperature:	– 25° to + 70° C
Mechanical life:	minimum 50 000 cycles per direction
Contacts:	phosphor bronze silver-plated
Mounting:	TSJ 31: on pc-board TSSJ 30: on pc-board – SMD
Soldering conditions:	TSJ 31: auto-soldering: 255° C, 5 sec max. TSSJ 30: reflow-soldering: 245° C, 2,5 sec max.
Packing:	300 pcs/tray

Models:

TSJ 31

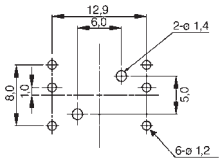

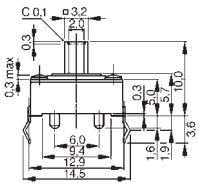

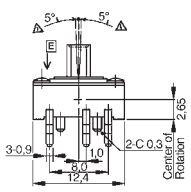



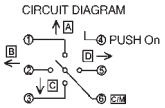

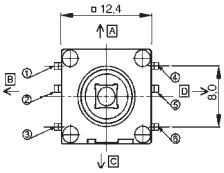

Direction	Connection
A	1 - 6
B	2 - 6
C	3 - 6
D	5 - 6
E (push)	4 - 6

TSSJ 30

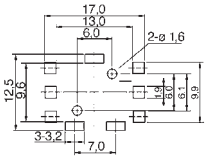

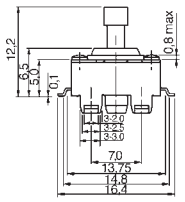

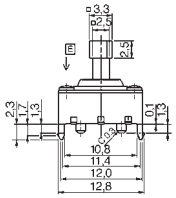



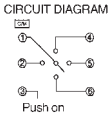

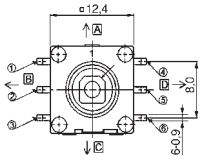

Direction	Connection
A	1 = 4
B	1 = 2
C	1 = 6
D	1 = 5
E (push)	1 = 3

Multi-Function Tact Switches ultraflat for SMT

Specifications:

Contact rating:	12 V DC, 50 mA
Contact resistance:	< 100 mΩ
Insulation resistance:	> 100 MΩ
Dielectric strength:	250 V AC (50–60 Hz) for 1 minute
Operating temperature:	– 20° to + 70° C
Mechanical life:	minimum 200 000 cycles
Operating force:	Center: 3,6 N ± 0,7 N, four directions: 1,8 N ± 0,6 N
Material:	Case and stem: Nylon UL 94 V–0, black Cover: nickel, silver-plated
Contacts:	stainless steel, silver-plated
Terminals:	brass, silver-plated
Travel:	0,25 + 0,15/– 0,1 mm
Packing:	2800 pcs/reel

3

Models:

TSSJ 55

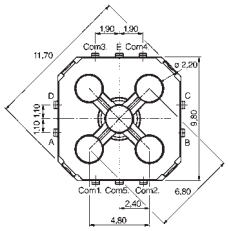

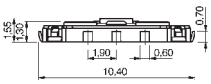



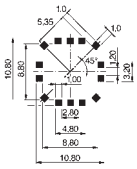

PCB Layout

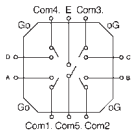

Circuit diagram