6256 Heavy Duty Footswitch

herga Technology Ltd

- Sturdy & durable industrial footswitch
- Unique functional design aesthetic
- Infinite multiplication of footswitches due to original modular design
- Adaptable range of accessories
- Accommodates safety shoe use
- Waterproof to IP67 (EN 60529)



Reference dimensions

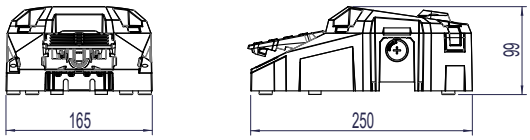

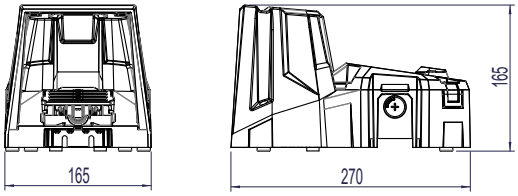

Unguarded

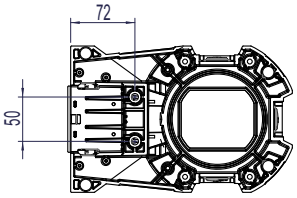

Guarded

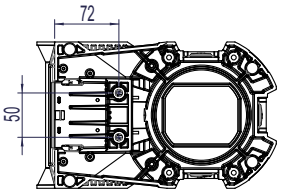

General specifications

Standards/Approvals	CE, Pending UL
Degree of protection	EN 60529 IPX2, optional IP67 with seal kit 6050-5500-0138 or adequate components
Connection method	Internal terminal block / cable with free wire ends. As standard, cable exit is from the rear
Electrical Rating	See ordering & options
Contact Configuration	See ordering & options

Operating temperature range	-20°C to +80°C
Body material	Injection moulded ABS/PC (High Impact)
Guard stability	Drop weight: 20 kg at 1 m
Weight	Unguarded 0.9 kg, guarded 1.2 kg
Average mechanical life	1 x 10^6
Additional information	Through hole consideration on the base for securing to the floor 3 x M20 x 1.5 conduit entry

Switch specifications

Rated operating current/ voltage	AC-15 6A 250V/ DC-13 6A 24V
Electrical life expectancy	0.5 x 10^6 switching cycles when interupting 6A AC-15 at 250V
Contact gap	>3 mm. Suitable for mains isolation

Terminals	Screw terminals & self lifting clamp for connection of flexible leads min: 2 x 1.5mm² max: 2 x 2.5mm²
Limit switch action	Single operation, slow break & make Double operation, slow break & make Single operation, snap break & make Double operation, snap break & make

VARIOHM HOLDINGS

Subject to change without notice

6256 Heavy Duty Footswitch

herga Technology Ltd

Code structure - please contact Herga Sales to discuss product availability before ordering

Article — Options

6256 - X X X X - 0 0 0 0

Model

Footswitch Safety

A Unguarded
B Guarded

Contact Configuration

A Slow break & make; AC-15 6A 250V/ DC-13 6A 24V
B Snap break & make; AC-15 6A 250V/ DC-13 6A 24V

Cable Option / Free Wire Ends

A 2 Core - Black - 2.0m
B 4 Core - Black - 2.0m
Z No Cable

Switching Action

A 1 x N/O
B 1 x N/C
C 2 x N/O
D 2 x N/C
E 1 x N/O, 1 x N/C
F 1 x N/C, 1 x N/O

Stock models : SK-6256 - AAAZ - 0000
SK-6256 - BAAZ - 0000

Selection diagram

Product option

Footswitch safety



6256-Bxxx-xxxx



Contact configuration



Single operation slow break + make	Double operation slow break + make	Single operation snap break + make	Double operation snap break + make

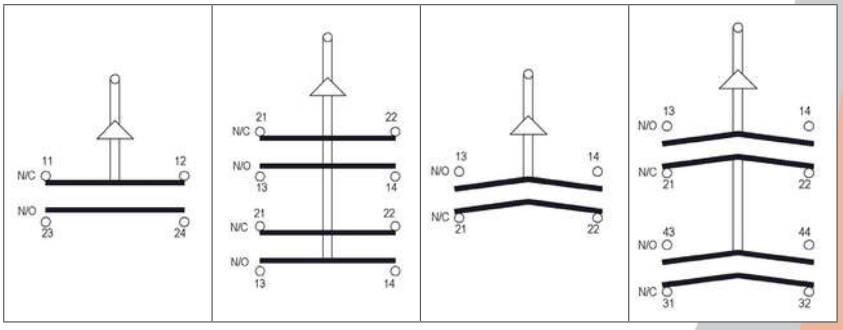

Accessories

Part number	Description
6050-5500-0138	IP67 sealing kit

Modular Multiple 6256 series



6256 2 pedal



6256 3 pedal



6256 4 pedal

VARIOHM HOLDINGS

Subject to change without notice