# DATASHEET




## AZM 170SK-02/01ZRK-2197 24VAC/DC

- 1 Cable entry M 20 x 1.5
- Manual release from side
- Screw connection
- Thermoplastic enclosure
- Double-insulated
- Compact design
- Interlock with protection against incorrect locking.
- Long life
- High holding force

## Data

### Ordering data

| | |
|---|---|
| Product type description | AZM 170SK-02/01ZRK-2197 24VAC/DC |
| Article number (order number) | 101182772 |
| EAN (European Article Number) | 4030661318189 |
| eCl@ss number, version 12.0 | 27-27-26-03 |
| eCl@ss number, version 11.0 | 27-27-26-03 |
| eCl@ss number, version 9.0 | 27-27-26-03 |
| ETIM number, version 7.0 | EC002593 |
| ETIM number, version 6.0 | EC002593 |

### Approvals - Standards

| | |
|---|---|
| Certificates | IFA<br>cULus<br>CCC |

## General data

| | |
|---|---|
| Standards | EN ISO 13849-1<br>EN ISO 14119<br>EN IEC 60947-5-1 |
| Coding level according to EN ISO 14119 | Low |
| Working principle | electromechanical |
| Housing material | Plastic, glass-fibre reinforced thermoplastic, self-extinguishing |
| Gross weight | 344 g |

## General data - Features

| | |
|---|---|
| Power to unlock | Yes |
| Manual release | Yes |
| Number of actuating directions | 2 |
| Number of safety contacts | 3 |

### Safety classification

| | |
|---|---|
| Standards | EN ISO 13849-1 |
| Performance Level, up to | c |
| Category | 1 |
| $B_{10D}$ Normally-closed contact (NC) | 2,000,000 Operations |
| Note | Electrical life on request. |
| $B_{10D}$ Normally-open contact (NO) | 1,000,000 Operations |
| Note | at 10% $I_e$ and ohmic load |
| Mission time | 20 Year(s) |

### Safety classification - Fault exclusion

| | |
|---|---|
| Please note: | Can be used when fault exclusion for dangerous damage to the 1-channel mechanism is permissible and sufficient protection against manipulation is guaranteed. |
| Performance Level, up to | d |

| | |
|---|---|
| Category | 3 |
| Note | for 2-channel use and with suitable logic unit. |
| Mission time | 20 Year(s) |

## Mechanical data

| | |
|---|---|
| Mechanical life, minimum | 1,000,000 Operations |
| Holding force $F_{Zh}$ in accordance with EN ISO 14119 | 1,000 N |
| Holding force $F_{max}$, maximum | 1,300 N |
| Latching force | 30 N |
| Positive break travel | 11 mm |
| Positive break force per NC contact, minimum | 8.5 N |
| Positive break force, minimum | 17 N |
| Actuating speed, maximum | 2 m/s |
| Mounting | Screws |
| Type of the fixing screws | 2x M5 |
| Tightening torque of the fastening screws for the housing cover, minimum | 0.7 Nm |
| Tightening torque of the fastening screws for the housing cover, maximum | 1 Nm |
| Note | Torx T10 |

## Mechanical data - Connection technique

| | |
|---|---|
| Cable entry | 1 x M20 x 1,5 |
| Termination | Screw terminals |
| Cable section, minimum | 0.25 mm² |
| Cable section, maximum | 1.5 mm² |
| Note | All indications including the conductor ferrules. |
| Allowed type of cable | solid single-wire<br>solid multi-wire<br>flexible |

## Mechanical data - Dimensions

| | |
|---|---|
| Length of sensor | 30 mm |
| Width of sensor | 108 mm |
| Height of sensor | 100.5 mm |

## Ambient conditions

| | |
|---|---|
| Degree of protection | IP67 |
| Ambient temperature | -25 ... +60 °C |
| Storage and transport temperature | -25 ... +85 °C |
| Note (Relative humidity) | non-condensing<br>non-icing |
| Protection class | II |
| Permissible installation altitude above sea level, maximum | 2,000 m |

## Ambient conditions - Insulation values

| | |
|---|---|
| Rated insulation voltage $U_i$ | 250 VAC |
| Rated impulse withstand voltage $U_{imp}$ | 4 kV |
| Overvoltage category | III |
| Degree of pollution | 3 |

## Electrical data

| | |
|---|---|
| Rated control voltage | 24 VAC/DC |
| Required rated short-circuit current | 1,000 A |
| Electrical power consumption, maximum | 12 W |
| Switching element | Magnet: 2 NC contacts / Actuator: 1 NC contact |
| Note (Switching element) | Change-over contact with double break, type Zb or 2 NC contacts, with galvanically separated contact bridges |
| Switching principle | slow action, positive break NC contact |

| | |
|---|---|
| Maximum switching frequency | 1,000 /h |
| Material of the contacts, electrical | Silver |

## Electrical data - Magnet control

| | |
|---|---|
| Magnet switch-on time | 100 % |
| Test pulse duration, maximum | 5 ms |
| Test pulse interval, minimum | 50 ms |

## Electrical data - Safety contacts

| | |
|---|---|
| Voltage, Utilisation category AC-15 | 230 VAC |
| Current, Utilisation category AC-15 | 4 A |
| Voltage, Utilisation category DC-13 | 24 VDC |
| Current, Utilisation category DC-13 | 4 A |

## Electrical data - Auxiliary contacts

| | |
|---|---|
| Voltage, Utilisation category AC-15 | 230 VAC |

## Other data

| | |
|---|---|
| Note (applications) | sliding safety guard<br>removable guard<br>hinged safety guard |

## Scope of delivery

| | |
|---|---|
| Scope of delivery | Actuator must be ordered separately.<br>Slot sealing plugs |

## Note

| | |
|---|---|
| Note (Manual release) | right<br>bottom<br>For manual release using M5 triangular key, available as accessory<br>Additional manual release on side<br>For manual release using triangular key M3 (included in delivery) |

## Ordering code

Product type description:
AZM 170(1)-(2)Z(3)K(4)-(5)-(6)-(7)-(8)

(1)

| | |
|---|---|
| **without** | Cut clamps |
| **SK** | Screw connection |

(2)

| | |
|---|---|
| **11** | 1 NO contact/1 NC contact |
| **02** | 2 NC contact |

(3)

| | |
|---|---|
| **without** | Latching force 5 N |
| **R** | Latching force 30 N |

(4)

| | |
|---|---|
| **without** | Power to unlock |
| **A** | Power to lock |

(5)

| | |
|---|---|
| **without** | Cable entry M20 |
| **ST** | 2 connector, M12, 4-pin |
| **ST-2431** | As well as ST; individual solenoid monitoring |
| **ST8** | Connector M12 8-pole |

(6)

| | |
|---|---|
| **24VAC/DC** | Us 24 VAC/DC |
| **110VAC** | Us 110 VAC |

| | |
|---|---|
| **230VAC** | Us 230 VAC |

(7)

| | |
|---|---|
| **1637** | Gold-plated contacts |

(8)

| | |
|---|---|
| **without** | Manual release |
| **2197** | Manual release from side (Standard in case of conector and power to unlock versions) |

# Pictures

## Product picture (catalogue individual photo)




ID: kazm1f10
| 491.5 kB | .jpg | 243.769 x 229.658 mm - 691 x 651 px - 72 dpi
| 50.6 kB | .png | 74.083 x 69.85 mm - 210 x 198 px - 72 dpi
| 87.0 kB | .jpg | 123.472 x 116.417 mm - 350 x 330 px - 72 dpi

## Dimensional drawing basic component

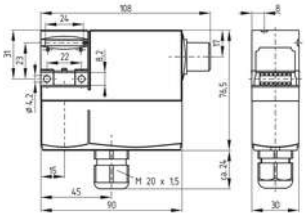

ID: 1azm1g07
| 44.4 kB | .cdr |
| 10.1 kB | .png | 74.083 x 51.506 mm - 210 x 146 px - 72 dpi
| 126.8 kB | .jpg | 352.778 x 245.181 mm - 1000 x 695 px - 72 dpi

## Diagram

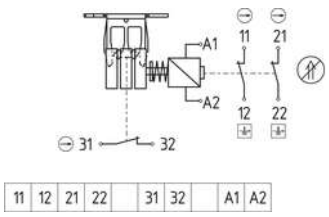


ID: kazm1k85
| 76.3 kB | .ai | 210.002 x 297 mm - 595 x 841 px - 72 dpi
| 92.1 kB | .jpg | 352.778 x 224.014 mm - 1000 x 635 px - 72 dpi
| 4.3 kB | .png | 74.083 x 46.919 mm - 210 x 133 px - 72 dpi

## Operating principle

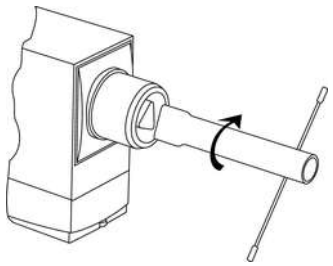

ID: kazm1a71
| 113.1 kB | .jpg | 352.778 x 280.811 mm - 1000 x 796 px - 72 dpi
| 4.6 kB | .png | 74.083 x 58.914 mm - 210 x 167 px - 72 dpi

Schmersal India Pvt. Ltd., Plot No - G-7/1, Ranjangaon MIDC, Tal. - Shirur, Dist.- Pune 412 220
The details and data referred to have been carefully checked. Images may diverge from original. Further technical data can be found in the manual. Technical amendments and errors possible.
Generated on: 26/12/2024, 7:33 am