IB and IS series

Sealed pushbutton switches - bushing Ø 12 mm - momentary

Distinctive features and specifications

UG1006-A



- **Snap-in and threaded bushing models**
- **Compact, light in weight**
  - Behind-panel depth of 13 mm (.512) only
  - 50 % reduction in weight compared to metallic models
- **Tactile feedback**
- **Sealed to IP67**

B

ENVIRONMENTAL SPECIFICATIONS

- Front panel sealing : IP67 according to IEC 60529
- Shock resistance : 100 g according to IEC 512-4, test 6c
- Vibration resistance : 10-500 Hz - 10 g according to IEC 512-4, test 6d
- Salt spray : IEC 512-6, test 11f
- Operating temperature : -40°C to +85°C

MATERIALS

- Case : thermoplastic UL94-V0
- Actuator : polyamide 6/6
- Bushing/bezel : polyamide 6/6
- Contacts : silver, gold plated
- Terminal seal : epoxy

ELECTRICAL SPECIFICATIONS

- Max. current/voltage rating with resistive load :
  400mA 32VAC - 100mA 50VDC - 125mA 125VAC
- Initial contact resistance : 50 mΩ max.
- Insulation resistance : 1 GΩ min. at 500VDC
- Dielectric strength : 1.000 Vrms
- Electrical life at full load : 500.000 cycles

AGENCY APPROVAL

2A 125VAC/250VAC
File E83438

Availability : consult factory for details of approved models.

Marking : to order switches marked UL, complete approrpiate box of ordering format.

GENERAL SPECIFICATIONS

- Panel thickness :
  - IB series : 0,8 mm (.031) min. - 1,8 mm (.071) max.
  - IS series : 1,5 mm (.059) min. - 4 mm (.157) max.
- Total travel : 1,9 mm (.074) +/- 0,3 mm
- Typical operating force : 7N +/- 3N
- Mechanical life : 1.000.000 cycles
- Torque : 1,5 Nm max. applied to nut
- Soldering : 300°C max. for 3 seconds

Example of custom switch: see end of the series.

Panel mounting : see next pages.

IB and IS series

Sealed pushbutton switches - bushing Ø 12 mm - momentary

Overview

MODEL STRUCTURE

SERIES	Actuator shape	Electrical function	Terminals	Contacts
IB Snap-in **IS** Threaded bushing	**R** Round, curved **P** Round, flat	**3** Normally open (NO)	**S** Solder lug **Z1** Quick-connect 2,8 x 0,5 mm **P** Straight PC	**AD** Silver, gold plated

OPTIONS

Actuator colour	Bezel finish	Option	Approval
1 Blue **1/4** Dark blue **2** Black **3** Green **5** Yellow **6** Red **7/1** White **8** Bright chrome **9** Orange **A** Satin chrome	**00** Black (std) **08** Bright chrome (IS only) **10** White **20** Satin chrome (IS only)	**104** High actuator	**UL** Consult factory for detail of approved models.

B

ABOUT THIS SERIES
On the following pages, you will find successively :
- model structure of switches and options in the same order as in above chart

Dimensions : first dimensions are in mm while inches are shown as bracketted numbers.

NOTICE : please note that not all combinations of above numbers are available.
Refer to the following pages for further information.

A sealing boot is available to protect the switches against frost and sand. It is presented after the IA series and in section H.

Mounting accessories : Standard hardware supplied : 1 flat seal (IB series)
1 hex nut 14 mm (.551) across flats and 1 flat seal (IS series). Hex nut part number U166.

Packaging unit : 50 pieces

IB and IS series

Sealed pushbutton switches - bushing Ø 12 mm - momentary

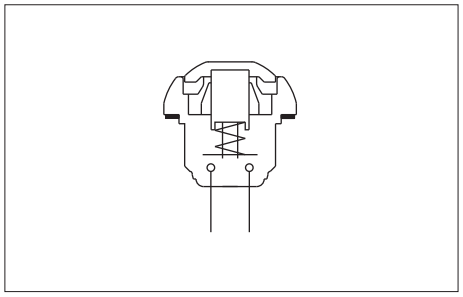

- Ten actuator colours
- Curved or flat actuator
- Antirotation bushing

Straight **P**

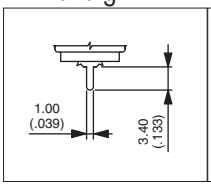

Solder lug **S**

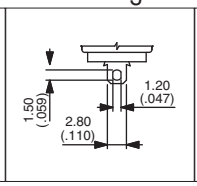

Quick-connect **Z1**

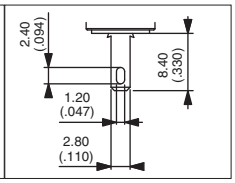

MODEL STRUCTURE

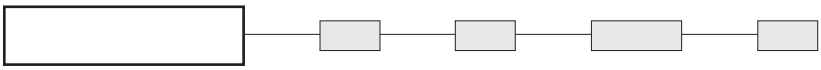

B

Snap-in mounting - solder lugs

→ Flat

Panel thickness : 0,8 mm to 1,8 mm



Curved actuator
IBR3SAD  Normally open

Flat actuator
IBP3SAD  Normally open

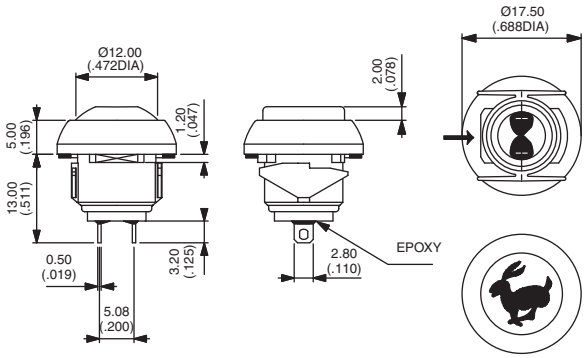

Also available with straight PC : **IBR•3PAD** or quick-connect terminals : **IB•3Z1AD**

Mounting by threaded bushing - solder lugs

→ Flat

Panel thickness : 1,5 mm to 4 mm



Curved actuator
ISR3SAD  Normally open

Flat actuator
ISP3SAD  Normally open

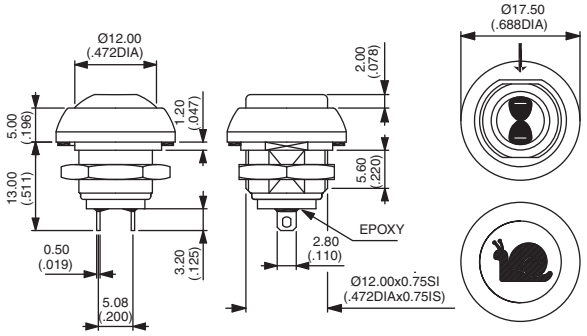

Also available with straight PC : **IS•3PAD** or quick-connect terminals : **IS•3Z1AD**

ACTUATOR COLOUR

Actuator marking available on IBP and ISP models (symbol 10 mm max.). On request.

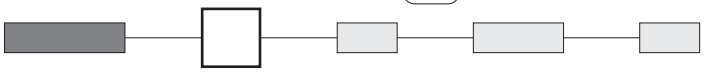

1 : blue - **1/4** : dark blue - **2** : black - **3** : green - **5** : yellow - **6** : red - **7/1** : white - **8** : bright chrome
9 : orange - **A** : satin chrome

BUSHING AND BEZEL FINISH

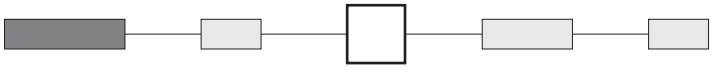

00 : Black (standard)
08 : Bright chrome (IS series only)
10 : White
20 : Satin chrome (IS series only)

ACTUATOR OPTION

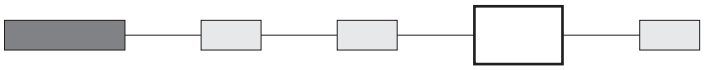

104 : High actuator

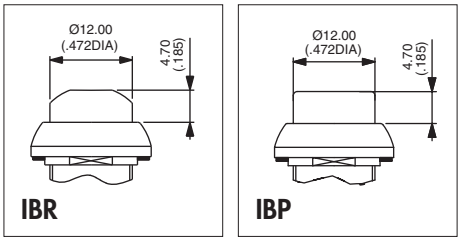

APPROVAL

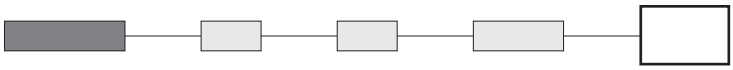

UL

Availability : consult factory for details of approved models.
Marking : to order switches marked UL, complete above box with "UL".

B

IB SERIES MOUNTING

Panel cut-out

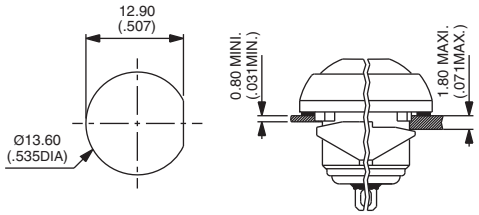

Matrix mounting

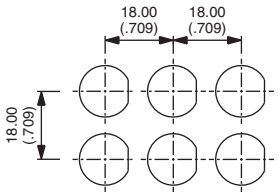

IS SERIES MOUNTING

Panel cut-out

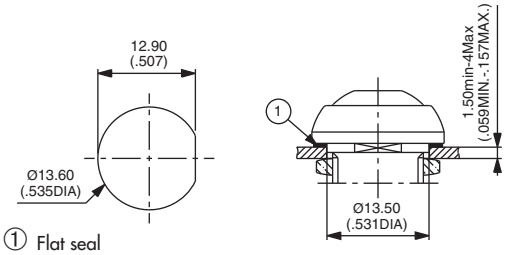

① Flat seal

Matrix mounting

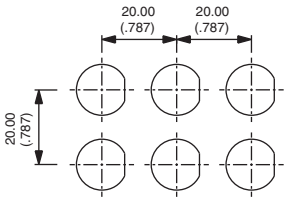

Example of custom switch



ISR3FADB22X1248-01

- Painted bushing and actuator, soft feel
- Flying leads (55 mm) + connector
- Overmolded rear part