cabinets and equipment Atlantic, Atlantic stainless steel, Marina

EXTERNAL DIMENSIONS				ATLANTIC CABINETS (p. 276)				MARINA CABINETS (p. 286)	
				METAL IK 10		STAINLESS STEEL IP 66-IK 10		POLYESTER - IP 66 - IK 10	
Shapes	H (mm)	W (mm)	D (mm)	RAL 7035 IP 66	RAL 7035 equipped with plain plates IP 55	304 L	316 L	RAL 7035	RAL 7035 with glass door
	400	300	150	355 09(1)	386 04				
	600	400	150		386 12				
	300	200	160	355 00(1) supplied with plain plate	386 00	352 00 supplied with plain plate	352 40 supplied with plain plate	362 50	
	400	300	200	355 02	386 05	352 01	352 41	362 51	362 71
	500	400	200	355 03	386 09	352 02	352 42	362 52	362 72
	600	400	200	355 04	386 13				
	600	500	200		386 16				
	800	600	200		386 22				
	500	400	250	355 07					
	600	400	250	355 08	386 14	352 05	352 45	362 55	362 75
	700	500	250	355 12	386 21	352 06	352 46	362 56	362 76
	800	600	250	355 14	386 23				
	1000	600	250	355 17					
	1000	800	250	355 18	386 28				
	700	500	300	355 22					
	800	600	300	355 23	386 24	352 11	352 47	362 61	362 81
	1000	600	300	355 26					
	1000	800	300	355 27	386 29	352 13	352 53	362 63	362 83
	1200	800	300	355 92	386 30	352 14		362 64	362 84
	1200	1000	300	355 93(2)		352 16(6)			
	1400	1000	300	355 95(2)					
	800	600	400	355 28					
	1000	800	400	355 29					
	1200	800	400	355 96					
	1400	800	400	355 98		352 15			
	300	300	150	355 05(1)					
	300	300	200	355 30					
	400	400	200	355 31	386 06				
	500	500	250	355 32					
	600	600	250	355 10					
	800	800	250	355 15					
	600	600	300	355 20					
	800	800	300	355 24					
	1000	1000	300	355 91(2)					
	1200	1200	300	355 94(2)					
	600	600	400	355 36					
	1200	1200	400	355 97(2)					
	300	400	200	355 01					
	400	600	250	355 06					
	800	1000	250	355 33(2)					
	600	800	300	355 21(2)					
	600	1000	300	355 37(2)					
	800	1000	300	355 34(2)					
	1000	1200	300	355 90(2)					

(1) Without cable entries plate - (2) 2 doors - (3) Usable area: 800 x 640 mm - (4) Crosspieces to be cut (2 m height) can be used for cabinets width 1000 and 1200 (see p. 294) - (5) Use kit Cat.No 364 98 (p. 278) for direct mounting on Marina cabinets - (6) 2 doors version, IP 55
(A) For Atlantic - (M) For Marina

Red catalogue numbers: New products

EQUIPMENTS (p. 292)									
Plain plates	Lina 12.5 plates	Perforated plates Lina 25	Sectionned uprights Lina 25	Crosspieces rails ⊔	Insulated modular chassis	Internal doors (+Cat.No 363 69 for mounting on Atlantic metal cabinets)	Roofs	Plinths	IP 55 Cabstop plate Direct mounting on Atlantic cabinet opening(5)
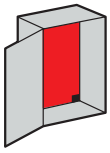	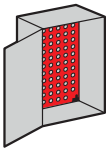	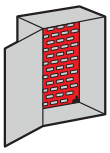	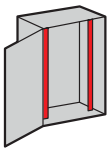	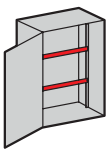		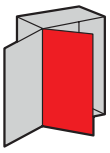	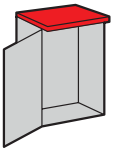	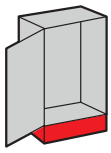	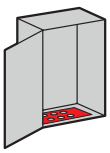
360 52	360 04	360 12	361 51	367 80		363 59			
360 49(M)	360 00(A) 360 01(M)	360 07(A) 360 99(M)	361 50(A)						
360 52	360 04	360 12	361 51	367 80	361 01	363 59			364 94
360 55	360 09	360 15	361 52	367 81	361 02	363 60			364 95
360 56	360 22	360 16	361 53	367 81		363 61			364 95
360 55	360 09	360 15	361 52	367 81		363 60			364 95
360 56	360 22	360 16	361 53	367 81	361 03	363 61			364 95
360 58	360 31	360 18	361 54	367 82	361 05	363 62	362 93(M)		364 96
360 59	360 33	360 19	361 55	367 83		363 63			364 97
360 54	360 40	360 23	361 56	367 83					364 97
360 61	360 42	360 21	361 56	367 84		363 64			364 97
360 58	360 31	360 18	361 54	367 82		363 62			364 96
360 59	360 33	360 19	361 55	367 83	361 06	363 63	362 94(M)	362 91(M)	364 97
360 54	360 40	360 23	361 56	367 83					364 97
360 61	360 42	360 21	361 56	367 84	361 09	363 64	362 95(M)	362 92	364 97
360 64	360 46	360 87	361 58	367 84	361 10	363 65	362 95(M)	362 92	364 97
360 65	360 47	360 88	361 58	(4)					2 x 364 96
360 68	360 79	360 98	361 59	(4)					2 x 364 96
360 59	360 33	360 19	361 55	367 83		363 63			364 97
360 61	360 42	360 21	361 56	367 84		363 64			364 97
360 64	360 46	360 87	361 58	367 84		363 65(3)			364 97
360 67	360 75	360 90	361 59	367 84					364 97
360 69	360 02	360 91	361 50	367 80					
360 69	360 02	360 91	361 50	367 80					364 94
360 70	360 05	360 92	361 51	367 81					364 95
360 71	360 14	360 93	361 52	367 82					364 96
360 57	360 24	360 17	361 53	367 83					364 97
360 60	360 34	360 20	361 55	367 84					364 97
360 57	360 24	360 17	361 53	367 83					364 97
360 60	360 34	360 20	361 55	367 84					364 97
360 63	360 43	360 25	361 56	(4)					2 x 364 96
360 66	360 48	360 89	361 58	(4)					2 x 364 97
360 57	360 24	360 17	361 53	367 83					364 97
360 66	360 48	360 89	361 58	(4)					2 x 364 97
360 52	360 04	360 11	361 50	367 81					364 95
360 56	360 22	360 13	361 51	367 83					364 97
360 61	360 42	360 94	361 55	(4)					2 x 364 96
360 59	360 33	360 06	361 53	367 84					364 97
360 54	360 40	360 08	361 53	(4)					2 x 364 96
360 61	360 42	360 94	361 55	(4)					2 x 364 96
360 65	360 47	360 10	361 56	(4)					2 x 364 97

ASSOCIATED PRODUCTS



Hinged glass doors (p. 294)



Kit Cat.No 364 98 for mounting Cabstop plate on plain surface (p. 277)



Document pockets (p. 294)



Colring cable ties (p. 365)



Heat regulation (p. 298)



19" wall mounting chassis (p. 294)



Floor fixing with stands (p. 287)



Locking accessories (p. 296)



Marina enclosures RAL 7035 IP 66 - IK 10 (p. 288)

Atlantic metal cabinets
IP 55/IP 66 - IK 10 - Nema 4x - Nema 12


355 07


355 23


367 35 with rail Cat.No 367 82 (p. 294)


355 37

Dimensions and material characteristics (p. 278)
Equipment (p. 277)

IP 66 according to standards IEC EN 60529 for 1 doors cabinets
IP 55 according to standards IEC EN 60529 for 2 doors cabinets
IK 10 according to standards IEC EN 62262
LCIE 456444
Nema 4x, 1 door, Nema 12, 2 doors - UL, CSA, Bureau Véritas, TÜV, GÖST agreements
Excellent resistance to corrosion and chemical agents
80 µ thick textured polyester coating
Anti-corrosion treatment for hinges and axis
Reversible door - One locking point
Locking with key 2433 A (2 keys supplied)
Up to 300 mm height, fitted with latch for height upper than 300 mm, fitted with lever
Low cable entries RAL 7035
Optional depth regulation for cabinets 400 mm depth Cat.No 367 45 (p. 278)

Metal cabinets vertical version

Pack	Cat.Nos	External dimensions (mm) Height x Width x Depth	Number of doors	Weight (kg)
1	355 09[1]	400 x 300 x 150	1	6.3
1	355 00[2]	300 x 200 x 160	1	4.2
1	355 02	400 x 300 x 200	1	6.5
1	355 03	500 x 400 x 200	1	9.7
1	355 04	600 x 400 x 200	1	10.7
1	355 07	500 x 400 x 250	1	10.7
1	355 08	600 x 400 x 250	1	12
1	355 12	700 x 500 x 250	1	16.5
1	355 14	800 x 600 x 250	1	18.8
1	355 17	1000 x 600 x 250	1	24
1	355 18	1000 x 800 x 250	1	36.4
1	355 22	700 x 500 x 300	1	23
1	355 23	800 x 600 x 300	1	28.8
1	355 26	1000 x 600 x 300	1	33.3
1	355 27	1000 x 800 x 300	1	42
1	355 92	1200 x 800 x 300	1	49.6
1	355 93	1200 x 1000 x 300	2	62.2
1	355 95	1400 x 1000 x 300	2	71
1	355 28	800 x 600 x 400	1	31
1	355 29	1000 x 800 x 400	1	45
1	355 96	1200 x 800 x 400	1	57
1	355 98	1400 x 800 x 400	1	64

Metal cabinets square version

Pack	Cat.Nos	External dimensions (mm) Height x Width x Depth	Number of doors	Weight (kg)
1	355 05[1]	300 x 300 x 150	1	4.1
1	355 30	300 x 300 x 200	1	4.2
1	355 31	400 x 400 x 200	1	7.7
1	355 32	500 x 500 x 250	1	11.5
1	355 10	600 x 600 x 250	1	16.3
1	355 15	800 x 800 x 250	1	21.6
1	355 20	600 x 600 x 300	1	21.1
1	355 24	800 x 800 x 300	1	34.2
1	355 91	1000 x 1000 x 300	2	53
1	355 94	1200 x 1200 x 300	2	70
1	355 36	600 x 600 x 400	1	28
1	355 97	1200 x 1200 x 400	2	77

Metal cabinets horizontal version

Pack	Cat.Nos	External dimensions (mm) Height x Width x Depth	Number of doors	Weight (kg)
1	355 01	300 x 400 x 200	1	6.5
1	355 06	400 x 600 x 250	1	11.7
1	355 33	800 x 1000 x 250	2	27
1	355 21	600 x 800 x 300	2	28.8
1	355 37	600 x 1000 x 300	2	32
1	355 34	800 x 1000 x 300	2	33.3
1	355 90	1000 x 1200 x 300	2	62.2

Plinths: consult us

(1) With no opening
(2) With no opening supplied with plain pates

Atlantic metal cabinets
equipment





355 93 with Cabstop plate Cat.No 364 96 and mounting kit Cat.No 364 98





329 46



329 47



347 95



Touch-up brush 365 91



364 01



364 04

Technical characteristics (p. 278)

Cabstop open-work plate IP 55

Cable entries consisting of a cable clamp providing the mechanical grip, and elastomer areas for weatherproofing
Can be pierced using the cable (no tool required)
Fits the cable perfectly
Replacement of a cable possible
Fire retardant polypropylene RAL 7035
2 possibilities of mounting:
- direct on cable entry of Atlantic cabinets
- on flat surface with kit Cat.No 364 98

Supplied with:
- locking caps for sealing a pierced entry providing IP 55 protection
- cable release tool

Pack	Cat.Nos	Number of entries Ø5 to 14	Number of entries Ø14 to 24	Number of spare entries	Direct mounting on cable entry of Atlantic cabinet width (mm)
1	364 94	13	1	-	300
1	364 95	13	1	1	400
1	364 96	28	2	1	500-1000
1	364 97	28	2	2	600-800-1200
1	364 98	Kit for mounting Cabstop plate on flat surface Enables mounting of 2 Cabstop plates: Cat.Nos 364 94 or 95 and 364 96 or 97 IP 55 maintained			

Cable entries for Atlantic cabinets 600 or 800 mm width

Pack	Cat.Nos	
1	329 46	IP 43 cable entry plate with brush (cable feed-through 385 x 30 mm)
1	329 47	IP 55 multi-entry cable entry plate with cable glands Supplied with 12 ISO 32 cable glands The cable glands take 4 UTP/FTP/SFTP cables (Ø6.5 to 9.5 mm) per cable gland Cords with connectors can be fed through without having to dismantle the cable gland Usable interior Ø25.5 mm Supplied with blanking plates for unused entries

Protective conductor

Earth braid

Pack	Cat.Nos	Capacity (mm^2)	Fixing spacing (mm)	Ø of holes (mm)
20	347 95	6	200	8.5
20	347 96	16	200	8.5
10	347 97	30	200	8.5
		Green/yellow wire		
20	363 95	6	200	6.5

Paint touch-up

Aerosol paint spray

Pack	Cat.Nos	
1	365 97	RAL 7035

Touch-up brush

For protecting the sheet metal after cutting
Anti-corrosion paint

Pack	Cat.Nos	
1	365 91	RAL 7035 Other colours on request

Temporary marking

Pack	Cat.Nos	
10	395 99	Water-soluble marker pen

Accessories

Set of 4 slides for depth adjustment

Pack	Cat.Nos	
1	367 45	For 400 mm depth cabinets

Wall-mounting lugs (set of 4)

Pack	Cat.Nos	
1	364 01	For load up to 300 kg Horizontal or vertical installation With a roof, horizontal installation only Zamak RAL 7035 Supplied with cover finish
1	364 04	For load up to 300 kg Horizontal or vertical installation Anti-corrosion steel treatment

Attachment lugs for rail

Pack	Cat.Nos	
5	367 35	Supplied with M6 screws Set of 2 Used to attach the 15 mm depth symmetric rail on door profile strand-holder

Legrand System

These products are part of industrial equipment > See p. 266-267

Atlantic metal cabinets
IP 55/IP 66 - IK 10 - Nema 4x - Nema 12

■ Usable dimensions

Doors

2 doors

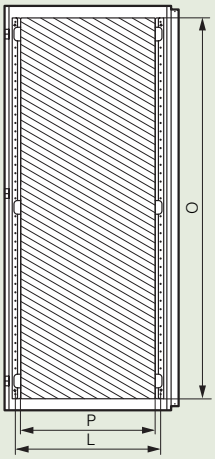

1 door

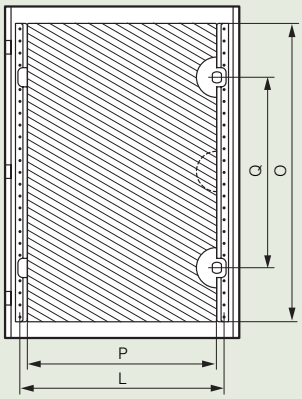

Cat.Nos	Cabinets		Door usable dimensions		Lock positions	Strand-holder fixing centres
	Height (mm)	Width (mm)	Height O (mm)	Width P (mm)	Q (mm)	L (mm)
355 00	300	200	251	148	(1)	(3)
355 05/30	300	300	251	248	(1)	(3)
355 01	300	400	251	348	(1)	(3)
355 02/09	400	300	351	248	(1)	(3)
355 31	400	400	351	348	(1)	(3)
355 06	400	600	325	500	(1)	530
355 03 / 07	500	400	425	300	(1)	330
355 32	500	500	425	400	(1)	430
355 04 / 08	600	400	525	300	350(2)	330
355 10 / 20 / 36	600	600	525	500	350(2)	530
355 21	600	800	525	300 x 2	(1)	330
355 37	600	1000	525	400 x 2	(1)	430
355 12 / 22	700	500	625	400	400(2)	430
355 14 / 23 / 28	800	600	725	500	500(2)	530
355 15 / 24	800	800	725	700	500(2)	730
355 33 / 34	800	1000	725	400 x 2	(1)	430
355 17 / 26	1000	600	925	500	(1)	530
355 18 / 27 / 29	1000	800	925	700	(1)	730
355 91	1000	1000	925	400 x 2	(1)	430
355 90	1000	1200	925	500 x 2	(1)	530
355 92 / 96	1200	800	1125	700	(1)	730
355 93	1200	1000	1125	400 x 2	(1)	430
355 94 / 97	1200	1200	1125	500 x 2	(1)	530
355 98	1400	800	1325	700	(1)	730
355 95	1400	1000	1325	400 x 2	(1)	430

(1) Central lock
(2) Top and bottom lock
(3) Without strand-holder

Fixing on door of a symmetrical rail ⌙ depth 15 mm with Cat.No 367 35

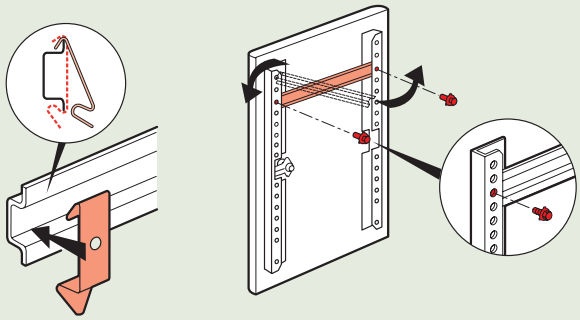

Usable depth

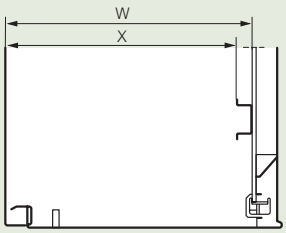

Cabinet Depth (mm)	Back of cabinet W (mm)	X (mm)
150	130	115
160	140	125
200	180	165
250	230	215
300	280	265
400	380	365

Adjustment of equipment (optional) with slides

Cat.No 367 45
For 400 mm depth cabinets

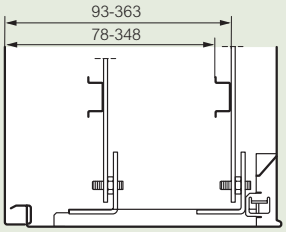

Cable entries

Cabinets width ≤ 800 mm

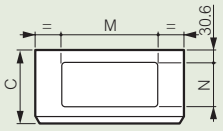

Cabinets width ≥ 1000 mm

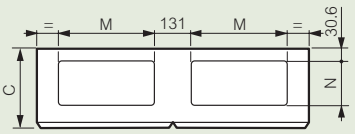

Cabinets (mm)			Dimensions of cable entries (mm)	
W	D	Overall depth C	M	N
200	160	170	-	-
300	150	160	-	-
300	200	210	169	115
400	200	210	269	115
400	250	260	269	115
500	250	260	369	150
500	300	310	369	150
600	250	260	469	150
600	300	310	469	150
600	400	410	469	150
800	250	260	469	150
800	300	310	469	150
800	400	410	469	150
1000	250	260	369	150
1000	300	310	369	150
1200	300	310	469	150
1200	400	410	469	150

■ Usable dimensions

Fixing

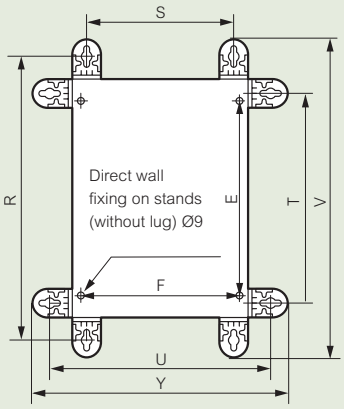

Cat.No 364 01

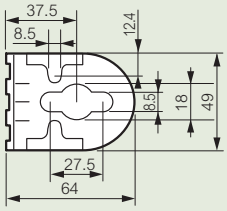

Cat.No 364 04

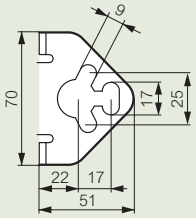

Cabinets		Vertical lugs		Mounting centres	Horizontal lugs		Mounting centres	Overall 364 01		Overall 364 04	
H (mm)	W (mm)	R (mm)	S(1) (mm)	E (mm)	T(1) (mm)	U (mm)	F (mm)	V (mm)	Y (mm)	V (mm)	Y (mm)
300	200	375	150	225	250	275	169	430	330	402	302
300	300	375	250	225	250	375	269	430	430	402	402
300	400	375	350	225	250	475	369	430	530	402	502
400	300	475	250	325	350	375	269	530	430	502	402
400	400	475	350	325	350	475	369	530	530	502	502
400	600	475	550	325	350	675	569	530	730	502	702
500	400	575	350	425	450	475	369	630	530	602	502
500	500	575	450	425	450	575	469	630	630	602	602
600	400	675	350	525	550	475	369	730	530	702	502
600	600	675	550	525	550	675	569	730	730	702	702
600	800	675	750	525	550	875	769	730	930	702	902
600	1000	675	950	525	550	1075	969	730	1130	702	1102
700	500	775	450	625	650	575	469	830	630	802	602
800	600	875	550	725	750	675	569	930	730	902	702
800	800	875	750	725	750	875	769	930	930	902	902
800	1000	875	950	725	750	1075	969	930	1130	902	1102
1000	600	1075	550	925	950	675	569	1130	730	1102	702
1000	800	1075	750	925	950	875	769	1130	930	1102	902
1000	1000	1075	950	925	950	1075	969	1130	1130	1102	1102
1000	1200	1075	1150	925	950	1275	1169	1130	1330	1102	1302
1200	800	1275	750	1125	1150	875	769	1330	930	1302	902
1200	1000	1275	950	1125	1150	1075	969	1330	1130	1302	1102
1200	1200	1275	1150	1125	1150	1275	1169	1330	1330	1302	1302
1400	800	1475	750	1325	1350	875	769	1530	930	1502	902
1400	1000	1475	950	1325	1350	1075	969	1530	1130	1502	1102

(1) Same mounting centres for Cat.Nos 364 01 and 364 04

■ Assembly kit on plane surface for Cabstop plate

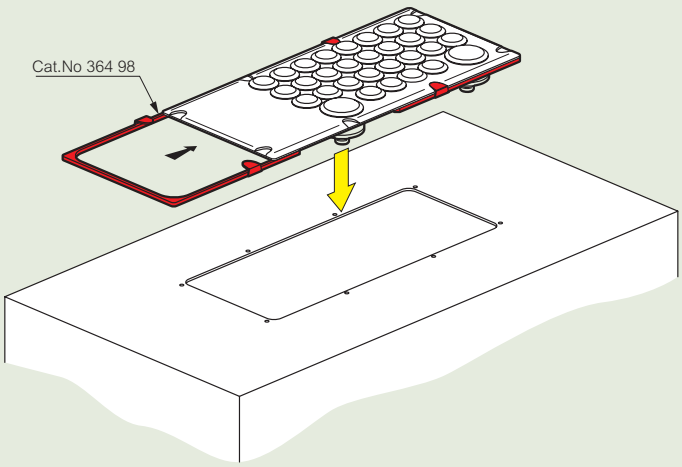

■ Cabstop plate

- Tensile resistance: 15 kg minimum
- Operating temperature: – 20 °C to + 65 °C
- ASTM No 3 resistance to cutting oil
- Resistance to incandescent wire: 750 °C according to IEC EN 60695-2-11

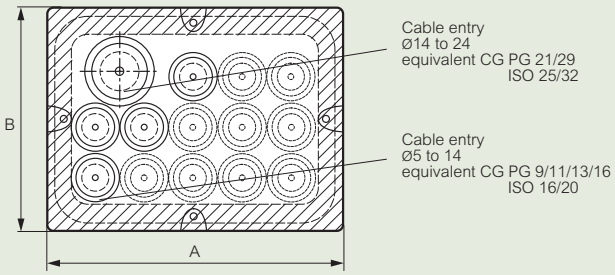

Dimensions

Cat.No 364 94

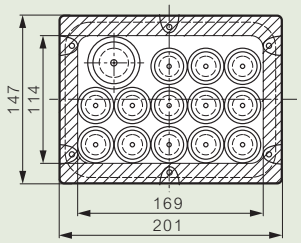

Side view
364 94/95

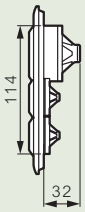

Cat.No 364 95

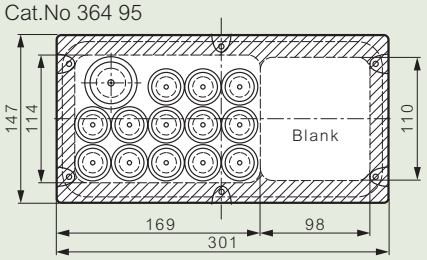

Cat.No 364 96

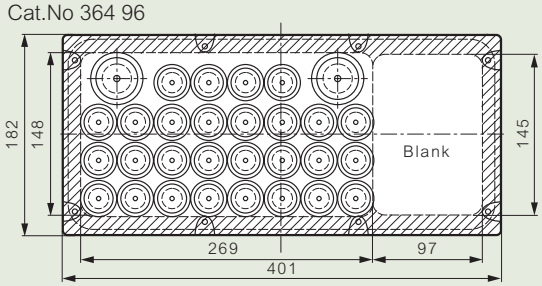

Side view
364 96/97

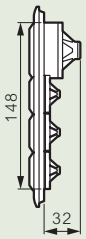

Cat.No 364 97

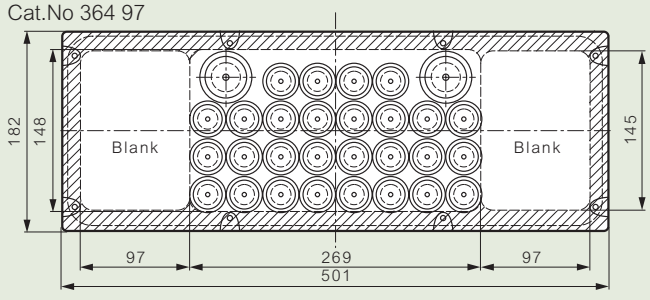

Atlantic metal cabinets
IP 55 - IK 10 - equipped with plain plates



386 06



386 21

IP 55 - IK 10 according to IEC EN 60529
Opening one way
With galvanized plain mounting plate
Supplied with one double bar lock up to 500 x 500 x 250 mm and 2 double bar lock from 600 x 400 x 150 mm
Without cable entries plate
Plain plates on top and bottom
Easy mounting of the plate mounting plain RAL 7035
60 µ thick textured polyester coating

Pack	Cat.Nos	Metal cabinets	Dimensions (mm) Height x Width x Depth	Weight (kg)	Number of closing points
1	386 00		300 x 200 x 160	4.5	1
1	386 04		400 x 300 x 150	9.2	1
1	386 05		400 x 300 x 200	10.3	1
1	386 06		400 x 400 x 200	16.5	1
1	386 09		500 x 400 x 200	16.4	1
1	386 12		600 x 400 x 150	17.2	1
1	386 13		600 x 400 x 200	18.2	2
1	386 14		600 x 400 x 250	19.1	2
1	386 16		600 x 500 x 200	19	2
1	386 21		700 x 500 x 250	25	2
1	386 22		800 x 600 x 200	27	2
1	386 23		800 x 600 x 250	33	2
1	386 24		800 x 600 x 300	37.6	2
1	386 28		1000 x 800 x 250	58.9	2
1	386 29		1000 x 800 x 300	60.7	2
1	386 30		1200 x 800 x 300	77	2
		Wall-mounting lugs (set of 4)			
1	364 01	For load up to 300 kg Horizontal or vertical installation With a roof, horizontal installation only Zamak RAL 7035 Supplied with cover finish			
1	364 04	For load up to 300 kg Horizontal or vertical installation Anti-corrosion steel treatment			

Legrand System
These products are part of industrial equipment > See p. 266-267

Atlantic metal cabinets
IP 55 - IK 10 - equipped with plain plates

■ Doors: dimensions, usable area

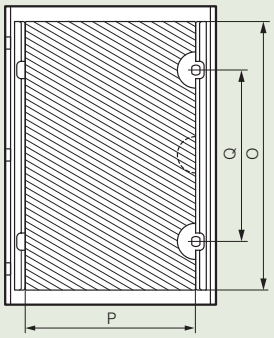

Enclosures H x W (mm)	Door usable space Height O (mm)	Width P (mm)	Area (dm²)	Locking position Q (mm)
300 x 200	251	148	3.4	(1)
300 x 300	251	248	5.9	(1)
400 x 300	351	248	6.4	(1)
400 x 400	351	348	11.4	(1)
500 x 400	425	300	12.4	(1)
500 x 500	425	400	16.7	(1)
600 x 400	525	300	19.1	350(2)
600 x 500	525	400	21.1	400(2)
600 x 600	525	500	25.6	350(2)
700 x 500	625	400	24.5	400(2)
800 x 600	725	500	35.8	500(2)
1200 x 800	1125	700	78.4	(1)

(1) Central lock
(2) Top and bottom lock

■ Fixing dimensions

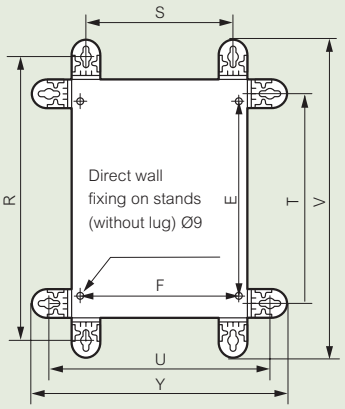

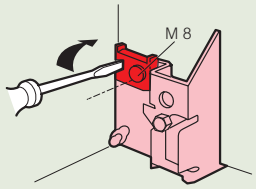

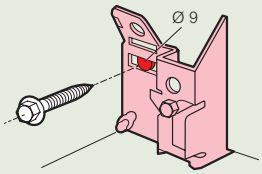

Cat.No 364 01

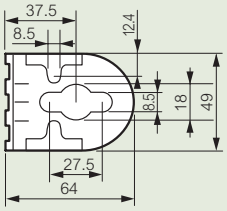

Cat.No 364 04

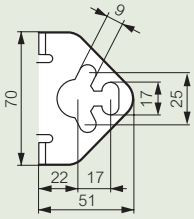

Cabinets H (mm)	W (mm)	Vertical lugs R (mm)	S(1) (mm)	Mounting centres E (mm)	Horizontal lugs T(1) (mm)	U (mm)	Mounting centres F (mm)	Overall 364 01 V (mm)	Y (mm)	Overall 364 04 V (mm)	Y (mm)
300	200	375	150	225	250	275	169	430	330	402	302
400	300	475	250	325	350	375	269	530	430	502	402
400	400	475	350	325	350	475	369	530	530	502	502
500	400	575	350	425	450	475	369	630	530	602	502
500	500	575	450	425	450	575	469	630	630	602	602
600	400	675	350	525	550	475	369	730	530	702	502
600	500	675	450	525	550	575	569	730	630	702	602
700	500	775	450	625	650	575	469	830	630	802	602
800	600	875	550	725	750	675	569	930	730	902	702
1000	800	1075	750	925	950	875	769	1130	930	1102	902
1200	800	1275	750	1125	1150	875	769	1330	930	1302	902

(1) Same fixing centres for Cat.Nos 364 01 and 364 04

■ Usable depth

Enclosures depth (mm)	Back of enclosures W (mm)	X (mm)
150	130	115
160	140	125
200	180	165
250	230	215
300	280	265

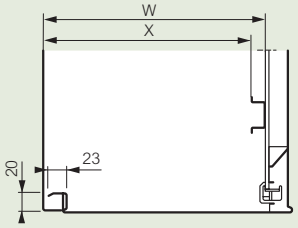

Atlantic stainless steel cabinets

Atlantic stainless steel cabinets



Wall-mounting lug for horizontal or vertical mounting

352 01 with wall mounting lugs Cat.No 364 06



352 42

Pack	Cat.Nos	Stainless steel cabinets			
		IK 10 according to IEC EN 62262 Stainless steel 304 L, 316 L Agreements: UL, CSA, Veritas, LRS, Curved door, with double bar locks or handle 2433 A combination Protective flange Reversible cabinet			
		304 L vertical version 1 door IP 66 according to standard IEC 60529 LCIE No 170 790 10 A Nema 4x			
		External dimensions (mm) Height x Width x Depth		Weight (kg)	Gross volume (dm^3)
1	352 00(1)	300 x 200 x 160		4	20
1	352 01	400 x 300 x 200		5.8	42
1	352 02	500 x 400 x 200		8.3	66
1	352 05	600 x 400 x 250		12	92
1	352 06	700 x 500 x 250		15	131
1	352 11	800 x 600 x 300		22	201
1	352 13	1000 x 800 x 300		38	323
1	352 14	1200 x 800 x 300		45	387
1	352 15	1400 x 800 x 400		60	452
		304 L vertical version 2 doors IP 55 Nema 12 according to standard IEC 60529 LCIE No 170 790 10 A Door with 3 locking points with handle 2433 A combination, other key code, please consult us Left door, closed with central indoor handle			
1	352 16	1200 x 1000 x 300		58	460
		316 L vertical version 1 door IP 66 according to standard IEC 60529 LCIE No 170 790 10 A Nema 4x AFNOR Z3 CND 17.12.02 For use in very harsh environments: - industrial: acid or acid fumes continuously present, halides present - offshore, naval: chlorides present - double bar inox lock (not interchangeable)			
1	352 40(1)	300 x 200 x 160		4	20
1	352 41	400 x 300 x 200		5.8	42
1	352 42	500 x 400 x 200		8.3	66
1	352 45	600 x 400 x 250		12	92
1	352 46	700 x 500 x 250		15	131
1	352 47	800 x 600 x 300		22	201
1	352 53	1000 x 800 x 300		38	323
		Wall-mounting lugs For load up to 300 kg Horizontal or vertical installation Supplied with stainless steel screws Set of 4			
1	364 06	304 L			
1	364 16	316 L			

(1) Supplied with plain plate

■ Usable dimensions

Doors

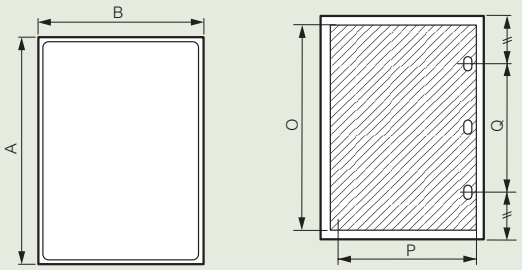

Cat.Nos	Cabinets dimensions			Door usable dimensions		Lock positions
	Height A (mm)	Width B (mm)	Depth (mm)	O (mm)	P (mm)	Q (mm)
352 00/40	301.6	199.6	161.5	250	150	
352 01/41	401.6	299.6	201.5	350	250	
352 02/42	501.6	399.6	201.5	450	350	250
352 05/45	601.6	399.6	251.5	550	350	380
352 06/46	702.4	500	251.5	650	450	400
352 11/47	802.4	600	301.5	750	550	400
352 13/53	1003.6	800.6	301.5	950	750	600
352 14	1203.6	800.6	301.5	1150	750	700
352 15	1400.6	800.6	401.5	1350	750	700
352 16	1200.6	1000.6	301.5	1150	950	-

Fixing

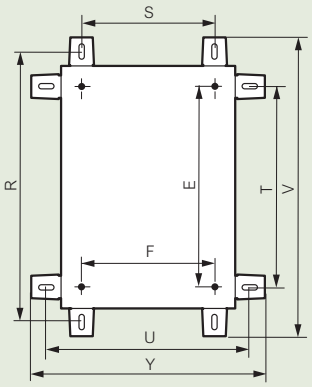

Cat.No 364 06/16

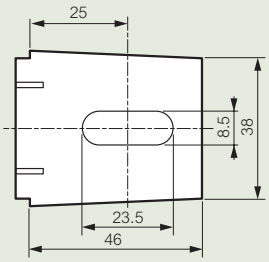

Cat.Nos	Vertical lugs		Horizontal lugs		V	Y	E	F
	R	S	T	U				
352 00/40	350	150	250	250	392	292	225	169
352 01/41	450	250	350	350	492	392	325	269
352 02/42	550	350	450	450	592	492	425	369
352 05/45	650	350	550	450	692	492	525	369
352 06/46	750	450	650	550	792	592	625	469
352 11/47	850	550	750	650	892	692	725	569
352 13/53	1050	750	950	850	1092	892	925	769
352 14	1250	750	1150	850	1292	892	1125	769
352 15	1450	750	1350	850	1492	892	1325	769
352 16	1250	950	1150	1050	1292	1092	1125	969

Usable depth

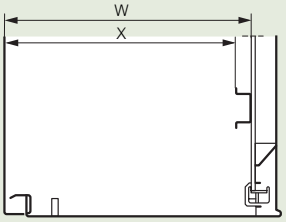

Enclosure depth (mm)	Back of enclosure	
	W (mm)	X (mm)
160	140	125
200	180	165
250	230	215
300	280	265
400	380	365

Red catalogue numbers: New products