PRODUCT DATASHEET
FL 10 SN P 8W 1K2LM 830 PS SY100 WT

FLOODLIGHT SENSOR 10 | Floodlight with flexible motion and daylight sensor, up to 1200 lm



Areas of application

- Replacement for floodlights with halogen lamps
- Outdoor use (IP65)
- D-sign according to EN 60598-2-24 for fire-risk commercial unit, e.g. by accumulation of dust
- Public areas
- Building facades
- Construction areas
- Parking
- Gardens and balconies

Product benefits

- Demand optimized illumination due to flexible and programmable sensor
- Easy adjustment of sensor range, daylight detection, hold time and dimming function
- Always-on override, activated via special mains switching pattern
- Breather membrane to optimize air exchange, without compromising IP protection
- Highly versatile due to selectable lumen steps (Multi Lumen) on the housing
- Robust cable gland with integrated waterstop function
- Safe and very uniform illumination, due to frosted and tempered glass diffuser
- Bright, robust and durable
- Energy savings of up to 90 % compared to halogen lamp floodlights
- No upper light output ratio (ULOR 0%) when mounted at 0° tilt

Product features

- Flexible motion and daylight sensor
- Sensor with 350° pan and 200° tilt
- High luminous efficacy: up to 145 lm/W
- Type of protection: IP65
- Pre-installed, flexible 1 m cable (H05RN-F), wrapped 3 x 1.0 mm^2 single wires
- Reflector-based, symmetric light distribution with 100° x 100° beam angle
- Mounting bracket with 30° angle and wide rotation area
- Integrated voltage driver, suitable for 220 - 240 V AC

© 2026, LEDVANCE GmbH. All rights reserved.

TECHNICAL DATA

Electrical data

Nominal wattage	8 W / 6 W
Nominal voltage	220…240 V
Mains frequency	50…60 Hz
Nominal current	40/30 mA
Inrush current	8.9 A
Inrush current time T_{h50}	52.2 µs
Max. number of luminaires per miniature circuit breaker B16	84
Max. number of luminaires per miniature circuit breaker C10	67
Max. number of luminaires per miniature circuit breaker C16	107
Power factor λ	> 0.90
Total harmonic distortion	< 20 %
Protection class	I
Surge capability (L-N)	4 kV
Surge capability (L/N-Ground)	6 kV
Operating mode	Integrated LED driver

Photometrical data

Luminous flux	1100 lm / 780 lm
Luminous efficacy	133 lm/W
Color temperature	3000 K
Light color (designation)	Warm White
Color rendering index Ra	80
Standard deviation of color matching	5 sdcm
Stroboscope effect metric (SVM)	≤0.9
Photobiological safety group acc. to EN62778	RG1
Photobiological safety group acc. to EN62471	RG1
Beam angle	100 ° x 100 °

© 2026, LEDVANCE GmbH. All rights reserved.

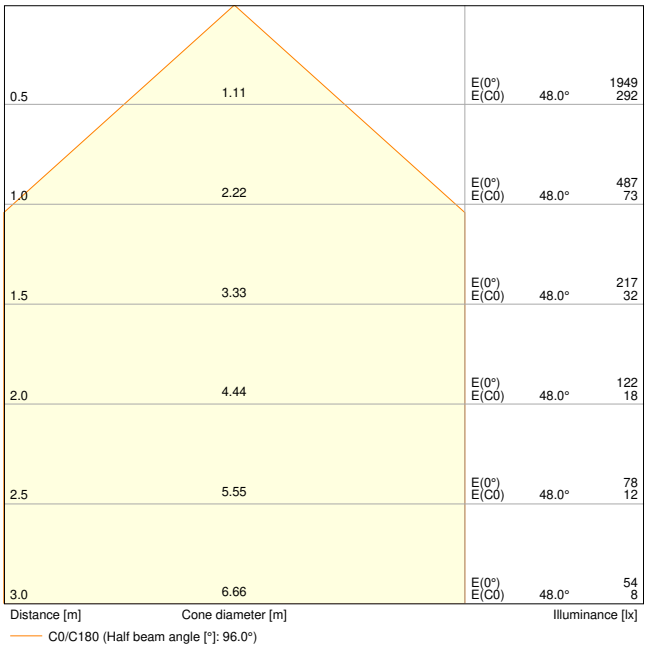

FL 10 SN P 8W 1K2LM 830 PS SY100 WT

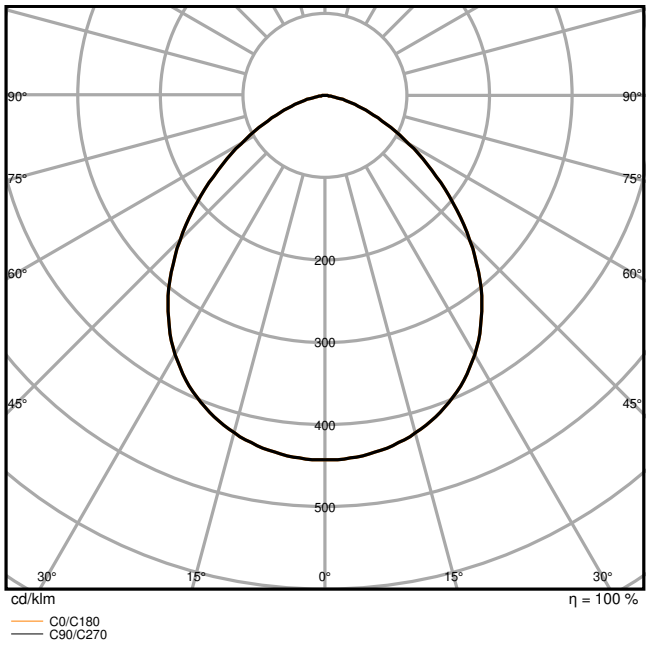

FL 10 SN P 8W 1K2LM 830 PS SY100 WT

Adjustable attributes

Nominal wattage	Color temperature	Luminous flux	Luminous efficacy
8 W	3000 K	1100 lm	133 lm/W
6 W	3000 K	780 lm	133 lm/W

Dimensions & Weight

Length	136.00 mm
Width	57.00 mm
Height	170.00 mm
Product weight	478.00 g
Cable length	1000 mm

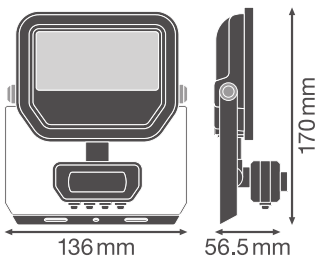

FL 10 SN SY100

© 2026, LEDVANCE GmbH. All rights reserved.

Materials & Colors

Product color	White
Housing color	White
RAL Color (most similar)	RAL 9003
Body material	Aluminum
Cover material	Glass
Light emitting surface material	Glass
Glow Wire Test according to IEC 60695-2-12	650 °C
Mercury content	0.0 mg

Application & Mounting

Ambient temperature range	-30…+50 °C
Temperature range at storage	-40…+70 °C
Type of connection	Cable, 3-pole
Type of protection	IP65
Protection class IK (shock resistance)	IK05
Corrosion resistance class acc. to EN 12944	C4
Dimmable	No
Mounting type	Surface
Mounting location	Wall / Ceiling
Application environment	Outdoor
Mechanically adjustable	Yes
With light source	Yes
Replaceable light source	No

Lifespan

Lifespan L70/B50 at 25 °C	100000 h [1)]
Lifespan L80/B10 at 25 °C	75000 h [1)]
Lifespan L80/B50 at 25 °C	70000 h
Lifespan L90/B10 at 25 °C	35000 h

1) t[h]: L70 / B50 @ 25 °C (Ta), t[h]: L80 / B10 @ 25 °C (Ta), t[h]: L90 / B10 @ 25 °C (Ta)

Control gear

Output current	65 mA
ECG - Output ripple current	< 20 %

Sensor

Type of sensor	Motion / Light

© 2026, LEDVANCE GmbH. All rights reserved.

Sensor technology	Passive infrared (PIR)
Sensor detection angle	40 °…160 °
Sensor controlled switching time	10 s…12 min
Detection range of motion sensor	2…12 m
Detection threshold of daylight sensor	10…2000 lx
Sensor IP rating	IP65

Certificates & Standards

Standards	CE / CB / ENEC / EAC / UKCA / EPD
Luminaire with limited surface temperature, "D sign"	Yes
Ball shot safe	No
EPD	LEDV-00031-V01.01-EN

Additional product data

Added function	MULTI SELECT

Safety advice

– Max. wind load surface 0.014 m^2

DOWNLOAD DATA

	Documents and certificates	Document name
PDF	User instruction / safety instructions	G11193708_UI_Floodlight_Sensor
PDF	Legal information	Insert_LSI_Floodlight_Sensor_Photocell_G11195969
PDF	Legal information	Informationstext 18 Abs 4 ElektroG
PDF	Legal information	Safety Insert G11205496
PDF	Legal information	Legal Insert G11277401
PDF	Declarations of conformity	FLOODLIGHT GEN4
PDF	Declarations of conformity UKCA	FLOODLIGHT GEN4
PDF	EPD	EPD EN FLOODLIGHT GEN 4 LP SENSOR

© 2026, LEDVANCE GmbH. All rights reserved.

	Photometric and lighting design files	Document name
	IES file (IES)	FL 10 SN P 8W 1K2LM 830 PS SY100 WT
	LDT file (Eulumdat)	FL 10 SN P 8W 1K2LM 830 PS SY100 WT
	ULD file (DIALux)	FL 10 SN P 8W 1K2LM 830 PS SY100WT
	ROLF file (RELUX)	FL 10 SN P 8W 1K2LM 830 PS SY100WT
	UGR file (UGR table)	FL 10 SN P 8W 1K2LM 830 PS SY100 WT
	Light distribution curve type cone	FL 10 SN P 8W 1K2LM 830 PS SY100 WT
	Light distribution curve type polar	FL 10 SN P 8W 1K2LM 830 PS SY100 WT

	CAD/BIM files	Document name
	BIM Revit 3D	Floodlight Sensor G4
	CAD STEP 3D	FL G4 SEN 8W

	Tender texts	Document name
	Tender documents	FLOODLIGHT SENSOR 10 8W 1K2LM 830 PS SY100 WT-EN

LOGISTICAL DATA

Product code	Packaging unit (Pieces/Unit)	Dimensions (length x width x height)	Gross weight	Volume
4099854306709	Folding box 1	69 mm x 141 mm x 180 mm	542.00 g	1.75 dm^3
4099854306716	Shipping box 12	438 mm x 292 mm x 205 mm	7067.00 g	26.22 dm^3

The mentioned product code describes the smallest quantity unit which can be ordered. One shipping unit can contain one or more single products. When placing an order, for the quantity please enter single or multiples of a shipping unit.

ADDITIONAL CATALOG INFORMATION

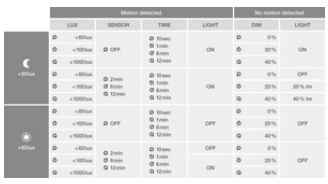

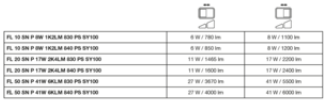

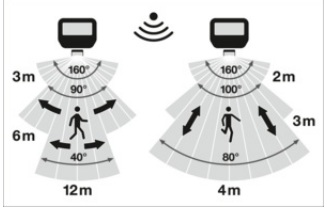

© 2026, LEDVANCE GmbH. All rights reserved.

References / Links

– For Guarantee see www.ledvance.com/guarantee

DISCLAIMER

Subject to change without notice. Errors and omission excepted. Always make sure to use the most recent release.

© 2026, LEDVANCE GmbH. All rights reserved.