V4NS

V4NS

Characteristics	▪ sealed (IP67) ▪ solder, 2,8 mm faston and PCB terminals ▪ pre-wired option ▪ compliant to glow wire test IEC 60335-1, 4. ed.
Rating	250 VAC, 5 A (3 A prewired UL)
Dimensions (mm)	20 × 10,3 × 6,4
Actuator	▪ plunger ▪ plain levers ▪ roller levers ▪ simulated roller lever/cam follower
Approvals	UL, CSA, ENEC



Preferred Range

Ordering Reference	Actuating Force (N)	(ozf)	Sealing	Operating pos. (mm)	(in)	Terminal	Circuit	Actuator	Contacts	Electrical rating
V4NST7UL	2,50	9,0	IP67	8,40	0,33	Solder	CO	Plain plunger	Ag	250 VAC, 5 A
V4NSUL	2,50	9,0	IP67	8,40	0,33	Pre-wired	CO	Plain plunger	Ag	250 VAC, 5 A
V4NST7Y1UL	0,90	3,2	IP67	10,6	0,42	Solder	CO	Straight lever	Ag	250 VAC, 5 A
V4NSY1UL	0,90	3,2	IP67	10,6	0,42	Pre-wired	CO	Straight lever	Ag	250 VAC, 5 A
V4NST7YRUL	0,90	3,2	IP67	15,6	0,62	Solder	CO	Roller lever	Ag	250 VAC, 5 A
V4NSYRUL	0,90	3,2	IP67	15,6	0,62	Pre-wired	CO	Roller lever	Ag	250 VAC, 5 A

V4NS

Specifications

Housing	Flame-retardant glass-fibre reinforced nylon
Plunger	Polyacetal (POM)
Mechanism	Snap-action coil spring mechanism with stainless steel spring
Functions	Change-over, normally closed or normally open
Contacts	Silver
Terminals	Gold flashed
Temperature range °C	–40°C to +85°C
Mechanical life	3 × 10^6 cycles minimum (impact free actuation)
Protection	IP67 enclosure, IP40 Flux proof terminal entries
Actuators	Plain lever, cam follower, Roller lever
Accessories	Insulating sheet - N04619, Clip-on terminal cover - TC102, Long overtravel actuator - QA4

Circuit diagram

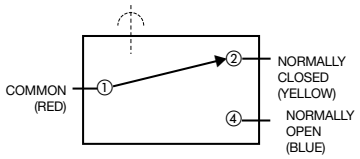

Dimension

V4NS

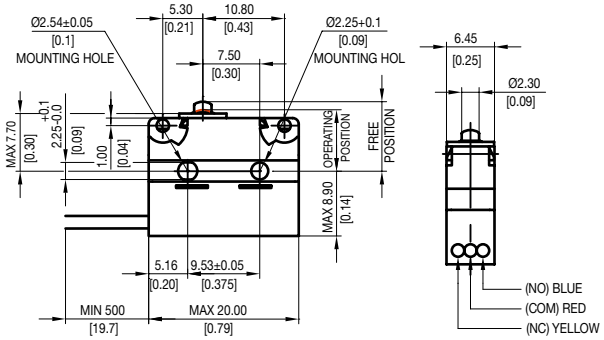

V4N

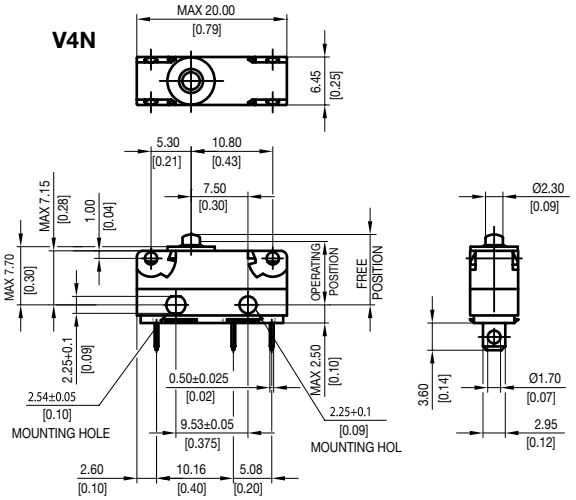

Recommended maximum electrical ratings

	Voltage (max)	Resitive load (A)	Motor load (A)	Approval
V4NST7UL	250 VAC	5 (0,75 pf)		UL 1054/CSA 22,2 No. 55 - 6,000 operations - 65°C
	250 VAC	5	2	EN61058-1, T85, 10,000 operations
	0 - 15 VDC	5	3	General rating - 50,000 operations (85°C)
	15 - 30 VDC	5	3	General rating - 50,000 operations (85°C)
V4NSUL	250 VAC	3 (0,75 pf)		UL 1054/CSA 22,2 No. 55 - 6,000 operations - 65°C
	250 VAC	5	2	EN61058-1, T85, 10,000 operations
	0 - 15 VDC	3	3	General rating - 50,000 operations (85°C)
	15 - 30 VDC	3	3	General rating - 50,000 operations (85°C)

Operating Characteristics

Actuator	Reference	Actuating Force Maximum (N)	(ozf)	Release Force Minimum (N)	(ozf)	Free Position Maximum (mm)	(in)	Operating Position (mm)	(in)	Movement Differential Maximum (mm)	(in)
Plunger 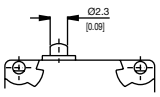	V4NST7UL	2,5	9,00	0,30	1,00	9,2	0,36	8,4 ± 0,3	0,33 ± 0,012	0,1	0,004
	V4NSUL	2,5	9,00	0,30	1,00	9,2	0,36	8,4 ± 0,3	0,33 ± 0,012	0,1	0,004
Y1 lever 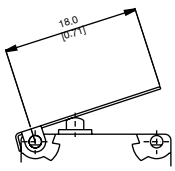	V4NST7Y1UL	0,9	3,20	0,07	0,25	13,2	0,52	10,6 ± 1,2	0,42 ± 0,05	0,4	0,016
	V4NSY1UL	0,9	3,20	0,07	0,25	13,2	0,52	10,6 ± 1,2	0,42 ± 0,05	0,4	0,016
Width of lever 4,0 mm/0,16 in											
YC lever 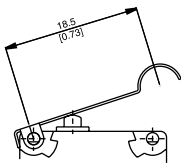	V4NST7YCUL	0,9	3,20	0,07	0,25	17,8	0,70	15,6 ± 1,2	0,61 ± 0,05	0,4	0,016
	V4NSYCUL	0,9	3,20	0,07	0,25	17,8	0,70	15,6 ± 1,2	0,61 ± 0,05	0,4	0,016
Width of lever 4,0 mm/0,16 in											
YR lever 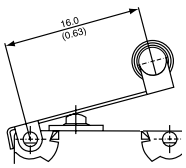	V4NST7YRUL	0,9	3,20	0,07	0,25	17,8	0,70	15,6 ± 1,2	0,61 ± 0,05	0,4	0,016
	V4NSYRUL	0,9	3,20	0,07	0,25	17,8	0,70	15,6 ± 1,2	0,61 ± 0,05	0,4	0,016
Width of lever 4,0 mm/0,16 in											

Over travel: Plunger can be depressed flush with housing. The housing should not be used as an end stop.

Ordering Reference

			Example: V4NS	B	T7	C2	Y1	0	X	UL
Basic type	V4NS									
Type of sealing/ Overtravel		No symbol, sealed IP67, standard travel								
	B	Sealed IP67	with extended overtravel (0,5 mm)							
Terminals		No symbol, pre-wired 500 mm with cable box (V4NS/B only)								
	T7	Solder	2,95 × 0,5 × 3,6 long							
	T8	PCB	0,8 × 0,5 × 4,0 long							
	T9	Faston	2,8 × 0,5 × 8,1 long							
	T81	Formed PCB	0,8 × 0,5 × 3,8 long							
	T82	Formed PCB	0,8 × 0,5 × 3,8 long							
Circuit		No symbol, change-over								
	C2	Normally closed								
	C4	Normally open								
Actuators		No symbol, without lever								
	Y1	Plain lever	18,0 mm							
	Y2	Plain lever	25,0 mm							
	Y3	Plain lever	32,0 mm							
	YC	Cam follower lever	18,5 mm							
	YR	Roller lever	16,0 mm							
	QA	Long overtravel actuator available on request								
	Other actuators on special request									
Actuator Position		No symbol, without lever, or lever fitted at the end nearest to the Plunger								
	0	With lever fitted at end opposite to plunger								
Contact Material		No symbol, Fine silver								
	X	Gold alloy on silver palladium crosspoint								
Approvals	UL	UL, CSA and ENEC approval								
Special Features	/□□□□	Saia specialise in customer specific solutions. Additional product variants are available or can be provided. If your requirements cannot be satisfied from the options listed, please contact www.saia-burgess.com or your local SB outlet.								