Push-In Fittings

LF 3000®

LF 3200: 3 mm

LIQUIfit®

LF 3600

LF 3800/ LF 3900

LF 6100





Principle and Advantages of the Push-In Fitting

The **push-in fitting** is the most intuitive way of connecting tubes to a fitting in order to create a fluid distribution network. Thanks to its **quick installation**, versatility and **exceptional lifespan**, the push-in fitting contributes to improving machine efficiency. Moreover, the advanced patented design of the LF 3000® contributes to reducing **total cost of use**.

Connection

- Manual connection and disconnection without the use of tools
- Release button available in 5 colours, to identify different circuits





Assembly

All straight connectors are fitted with an internal hexagon for ease of assembly with the use of an Allen spanner. This enables assembly in restricted spaces.

Threads



BSPP and metric

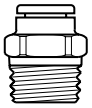

BSPT, NPT and NPTF

Close Porting Assembly



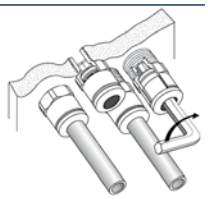

Our fittings are designed for internal (above) or external assembly.

Sealing and 100 % Leak-Tested

The quality of the sealing material, selected specifically for the application, ensures excellent longevity of the fitting. In this way, Parker Legris offers the best return on investment on the market.

Quality of Design

- Unique and patented sealing technology
- Rigorous selection of materials:
  NBR: ideally suited for compressed air
  EPDM: perfectly suited for food and beverage
  FKM: all fluids and high temperatures
- 100 % leak-tested in the production process

Benefits of Use

- The lowest leak rate on the market, whatever the temperature and length of use
- Perfectly suited to primary vacuum
- Full bore for optimum flow
- Optimum gripping of tube guaranteed

Gripping Ring Technology

- Ideal for polymer tubing, even for soft tubing
- Excellent tube guidance
- No tube movement under pressure
- Very compact solution



Gripping with Collet

- For polymer and grooved metal tubing (groove drawings available on request)
- Resistant to high pressure, excellent lifespan
- Robust solution for harsh environments



Gripping with Reversed Collet

- For rigid polymer and grooved metal tubing
- Resistant to high pressure
- Excellent durability
- Optimum sealing



Push-In Fittings

LF 3000® Push-In Fittings
(P. 1-4)



Fluids: compressed air
Materials: technical polymer, nickel-plated brass, NBR
Pressure: 20 bar
Temperature: -20°C to +80°C
Ø metric: 3 mm to 16 mm
Ø inch: 1/8" to 1/2"

LF 3200: 3 mm Push-In Fittings
(P. 1-39)



Fluids: compressed air, non-corrosive fluids
Materials: chemical nickel-plated brass, NBR
Pressure: 20 bar
Temperature: -15°C to +80°C
Ø metric: 3 mm

LIQUIfit® Push-In Fittings
(P. 1-44)



Fluids: water, beverages, coolants, inert gases
Materials: biopolymer, EPDM
Pressure: 16 bar
Temperature: -10°C to +95°C
Ø metric: 4 mm to 12 mm
Ø inch: 5/32" to 1/2"

LF 3600 Push-In Fittings
(P. 1-65)



Fluids: compressed air, slightly corrosive industrial fluids
Materials: high phosphorus nickel-plated brass, FKM
Pressure: 30 bar
Temperature: -20°C to +150°C
Ø metric: 4 mm to 14 mm

LF 3800/LF 3900 Push-In Fittings
(P. 1-77)



Fluids: industrial fluids, chemicals, medical fluids, beverages
Materials: stainless steel, FKM
Pressure: 30 bar
Temperature : -20°C to +150°C
Ø metric: 4 mm to 12 mm
Ø inch: 3/16" to 1/2"

LF 6100 Push-In Fittings
(P. 1-89)



Fluids: compressed air, oil, water
Materials: brass, NBR
Pressure: 60 bar
Temperature: -40°C to +120°C
Ø metric: 4 mm to 10 mm

For more details on these ranges, you will find a selection guide in the "Introduction" section of this catalogue.

LF 3000® Push-In Fittings Range

Stud Fittings

Straights

3175 BSPT/NPT Page 1-7



3101 BSPP/Metric Page 1-8



3181 Metric Page 1-8



3114 BSPP/Metric Page 1-9



3121 BSPT/NPT Page 1-9



3131 BSPP/Metric Page 1-10



Straights - Inch

3175 NPT/BSPT Page 1-7/8



3121 NPT Page 1-9



Elbows

3109 BSPT/NPT Page 1-10



3199 BSPP/Metric Page 1-11



3192 BSPP Page 1-12



3129 BSPT Page 1-12



3169 BSPP/Metric Page 1-13



3113 BSPT Page 1-13



3133 BSPP/Metric Page 1-13



Elbows - Inch

3109 NPT/BSPT Page 1-11



Tees

3108 BSPT Page 1-14



3198 BSPP/Metric Page 1-14



3103 BSPT Page 1-14



3193 BSPP/Metric Page 1-15



Y

3148 BSPT Page 1-15



3158 BSPP/Metric Page 1-15



3112 BSPT Page 1-16



3132 BSPP Page 1-16



Cartridge

3100 Carstick® Page 1-16



Cartridge - Inch

3100 Carstick® Page 1-16



Tube-to-Tube Fittings

Straight

3106 Page 1-17



Straight - Inch

3106 Page 1-17



Elbow

3102 Page 1-17



Elbow - Inch

3102 Page 1-17



Tee

3104 Page 1-18



Tee - Inch

3104 Page 1-18



Y

3140 Page 1-18



Cross

3107 Page 1-19



Bulkhead Connector Fittings

Straights

3116 Page 1-20



3146 Page 1-20



3136 Page 1-20



Elbow

3139 Page 1-20



Multiple Fittings

Y

3144 Page 1-21



Tee

3304 Page 1-21



Elbow

3306 Page 1-21

Manifold

3310 Page 1-21

LF 3000® Push-In Fittings Range

Plug-In Fittings and Accessories

Elbows

3182 Page 1-22
3184 Page 1-22
3180 Page 1-22



Elbows - Inch

3182 Page 1-22



Tees

3183 Page 1-23
3188 Page 1-23



Y

3142 Page 1-23
3143 Page 1-23



Accessories

3120 Page 1-24
3166 Page 1-24
3168 Page 1-24
3126 Page 1-25
3122 Page 1-25
3151 Page 1-25



Accessories - Inch

3166 Page 1-24
3168 Page 1-24
3126 Page 1-25



Banjo Fittings

Banjo Fittings

3118 BSPP/Metric Page 1-27
3018 BSPT Page 1-27
3124 BSPP/Metric Page 1-27
3149 BSPP/Metric Page 1-27
3119 BSPP/Metric Page 1-27



Modular Banjo Fittings

3538 Single Body Page 1-28
3539 Double Body Page 1-28
3549 Y Body Page 1-28
3527 BSPP/Metric Page 1-29
3528 BSPP/Metric Page 1-29
3529 BSPP Page 1-29
3524 BSPP/Metric Page 1-29



Multi-Connectors

3300 Page 1-31
3320 Page 1-31
3321 Page 1-31
3329 Page 1-31
3379 Page 1-32
3381 Page 1-32



Self-Sealing and Oscillating Fittings

Self-Sealing Fittings

3391 BSPP Page 1-35
3091 BSPT Page 1-35
3160 Page 1-35

Oscillating Fittings

3159 BSPT Page 1-35
3189 BSPP/Metric Page 1-35



Accessories for Push-In Fittings

3130 Page 1-37
Clip Page 1-37
3000 70 Page 1-37
3110 Page 1-37
0178 BSPP/Metric Page 1-37
0222 BSPP/Metric Page 1-37



LF 3000® Push-In Fittings

The LF 3000® range, with its wide variety of shapes and configurations, allows you to find **the perfect product to meet your needs** and thus **optimise the use** of your equipment.

Product Advantages

World-Class Performance

- 40 years of expertise
- Full bore for optimum flow
- Ideal for vacuum or pressure applications
- Automatic sealing guaranteed, in both static and dynamic applications
- Materials with high resistance
- Durability of product and equipment

Optimal Design

- 100% leak-tested in production
- Date coding to guarantee quality and traceability
- Compact and aesthetic design: reduced dimensions for space-saving
- Tube fixed during connection, preventing leakage
- Conforms to ISO 14743
- Excellent vacuum performance thanks to the patented sealing technology
- Lightweight: reduced energy consumption of operating systems
- Parallel threaded fitting with a patented captive O-ring seal
- Maximum flexibility due to the wide product range



Applications

Robotics
Automotive Process
Pneumatics
Semi-Conductors
Textile
Packaging
Vacuum

Technical Characteristics

Compatible Fluids	Compressed air Other fluids: please consult us
Working Pressure	Vacuum to 20 bar
Working Temperature	-20°C to +80°C

Tightening Torque (daN.m)	Threads								
	M3 x0.5	M5 x0.8	M7 x1	M10 x1	M12 x1.5	G1/8	G1/4	G3/8	G1/2
	0.06	0.16	0.8	0.8	1.1	0.8	1.2	3	3.5

Reliable performance is dependent upon the type of fluid conveyed, component materials and tubing being used.
Use is guaranteed with a vacuum of 755 mm Hg (99% vacuum).

Component Materials

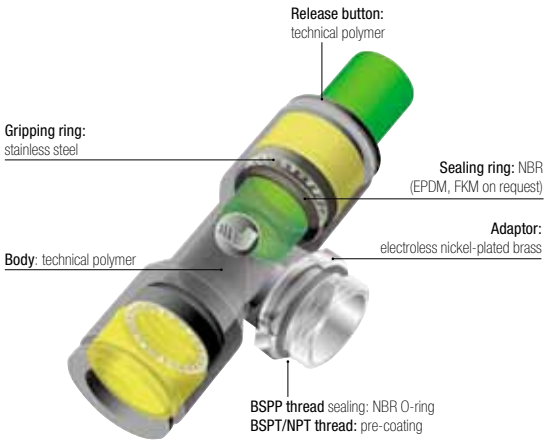

Silicone-free

Regulations

ISO 14743: Pneumatic fluid power, push-in connectors for thermoplastic tubes
DI: 97/23/EC (PED)
DI: 2002/95/EC (RoHS), 2011/65/EC
DI: 1907/2006 (REACH)

Stud Fittings

3175 Stud Fitting, Male BSPT Thread



Nickel-plated brass, NBR

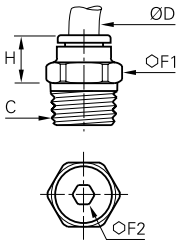

ØD	C		F1	F2	H	kg
4	R1/8	3175 04 10	10	3	9.5	0.005
	R1/4	3175 04 13	14	3	6.5	0.012
	R3/8	3175 04 17	17	3	8	0.024
6	R1/8	3175 06 10	10	4	11.5	0.005
	R1/4	3175 06 13	14	4	8.5	0.011
	R3/8	3175 06 17	17	4	8.5	0.022
	R1/2	3175 06 21	21	4	9	0.043
8	R1/8	3175 08 10	13	5	20	0.011
	R1/4	3175 08 13	14	6	17	0.014
	R3/8	3175 08 17	17	6	13	0.021
	R1/2	3175 08 21	21	6	12	0.040
10	R1/8	3175 10 10	16	5	22.5	0.017
	R1/4	3175 10 13	16	7	20	0.017
	R3/8	3175 10 17	17	8	16.5	0.019
	R1/2	3175 10 21	21	8	14	0.037
12	R1/4	3175 12 13	19	7	26.5	0.029
	R3/8	3175 12 17	19	9	24	0.028
	R1/2	3175 12 21	21	10	19.5	0.036
14	R3/8	3175 14 17	22	9	28.5	0.043
	R1/2	3175 14 21	24	10	23.5	0.047
16	R3/8	3175 16 17	27	9	32.5	0.068
	R1/2	3175 16 21	27	12	32.5	0.079

Pre-coated thread

3175 Stud Fitting, Male NPT Thread



Nickel-plated brass, NBR

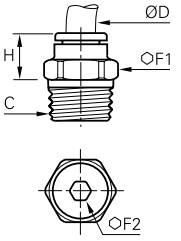

ØD	C		F1	F2	H	kg
6	NPT1/8	3175 06 11	11	4	11.5	0.006
	NPT1/4	3175 06 14	14	4	8.5	0.012
10	NPT1/4	3175 10 14	16	7	20	0.018
	NPT3/8	3175 10 18	18	8	16.5	0.023
	NPT1/2	3175 10 22	22	8	14	0.037
12	NPT3/8	3175 12 18	19	9	24	0.030
	NPT1/2	3175 12 22	22	10	19.5	0.037

Pre-coated thread

3175 Stud Fitting, Male NPT Thread — Inch



Nickel-plated brass, NBR

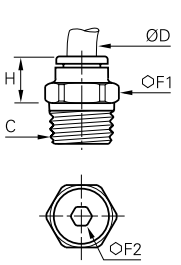

ØD	C		F1	F2	H	kg
1/8	NPT1/8	3175 53 11	11	2	7.2	0.006
	NPT1/4	3175 53 14	14	2	8	0.016
1/4	NPT1/8	3175 56 11	11	4	11.9	0.006
	NPT1/4	3175 56 14	14	4	9.4	0.013
	NPT3/8	3175 56 18	18	5	7.6	0.024
3/8	NPT1/8	3175 60 11	16	4	22.7	0.019
	NPT1/4	3175 60 14	16	7	20.5	0.019
	NPT3/8	3175 60 18	18	7	17.5	0.026
1/2	NPT3/8	3175 62 18	22	9.5	25.9	0.047
	NPT1/2	3175 62 22	24	9.5	22.1	0.064

Pre-coated thread

Other products are available upon request; please do not hesitate to consult us.

Stud Fittings

3175 Stud Fitting, Male BSPT Thread

Inch



Nickel-plated brass, NBR

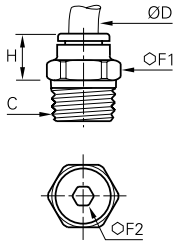

ØD	C		F1	F2	H	kg
1/8	R1/8	3175 53 10	11	3	8.5	0.005
3/16	R1/8	3175 55 10	11.1	3.2	15.5	0.009
	R1/4	3175 55 13	14.3	4	15	0.020
1/4	R1/8	3175 56 10	11	4	12	0.006
	R1/4	3175 56 13	14	4	9.5	0.021
3/8	R1/4	3175 60 13	18	5	7.5	0.017
	R3/8	3175 60 17	13	5	20	0.019
	R1/2	3175 60 21	14	6	16.8	0.061
1/2	R1/4	3175 62 13	22	6	26.9	0.044
	R3/8	3175 62 17	22	7	25.9	0.048
	R1/2	3175 62 21	24	7	20.5	0.049

Pre-coated thread

3101 Stud Fitting, Male BSPP and Metric Thread



Nickel-plated brass, NBR

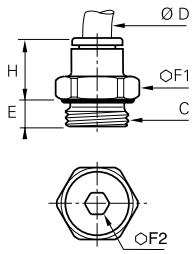

ØD	C		E	F1	F2	H	kg
3	M3x0.5	3101 03 09*	2.5	8	-	12.5	0.003
	M5x0.8	3101 03 19	3.5	8	2.5	12.5	0.004
4	M3x0.5	3101 04 09*	2.5	8	-	14.5	0.003
	M5x0.8	3101 04 19	3	9	2.5	14	0.003
	M7x1	3101 04 55	5	10	2.5	14	0.004
	G1/8	3101 04 10	5	13	3	11.5	0.007
	G1/4	3101 04 13	5.5	16	3	10.5	0.011
6	M5x0.8	3101 06 19	3	11	2.5	16	0.005
	M7x1	3101 06 55	5	10	3	16	0.006
	M10x1	3101 06 60	5	13	4	13	0.007
	M12x1.5	3101 06 67	5.5	15	4	13	0.009
	G1/8	3101 06 10	5	13	4	13	0.007
	G1/4	3101 06 13	5.5	16	4	12.5	0.011
	G3/8	3101 06 17	5.5	20	4	13	0.020
	G1/2	3101 06 21	7.5	24	4	20	0.040
8	M10x1	3101 08 60	5	13	5	21	0.011
	M12x1.5	3101 08 67	5.5	15	5	21	0.015
	G1/8	3101 08 10	4.5	13	5	20.5	0.011
	G1/4	3101 08 13	5.5	16	6	19.5	0.016
	G3/8	3101 08 17	5.5	20	6	18	0.022
	G1/2	3101 08 21	7.5	24	6	16.5	0.039
10	G1/4	3101 10 13	5.5	16	7	23	0.018
	G3/8	3101 10 17	5.5	20	8	19.5	0.021
	G1/2	3101 10 21	7.5	24	8	18.5	0.033
12	G1/4	3101 12 13	5.5	19	7	27.5	0.027
	G3/8	3101 12 17	5.5	20	9	27	0.029
	G1/2	3101 12 21	7	24	11	22.5	0.035
14	G3/8	3101 14 17	5.5	22	9	29.5	0.041
	G1/2	3101 14 21	7	24	11	28	0.047
16	G3/8	3101 16 17	7.5	27	9	32.5	0.061
	G1/2	3101 16 21	9	27	12	32.5	0.066

* Bi-material O ring seal

3181 Stud Fitting Round Body, Male Metric Thread



Nickel-plated brass, NBR

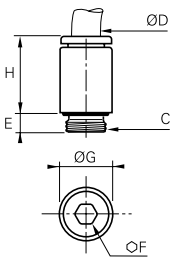

ØD	C		E	F	G	H	kg
4	M5x0.8	3181 04 19	3.5	2.5	8.5	14.5	0.005
	M7x1	3181 04 55	5	3	10	14	0.004
6	M5x0.8	3181 06 19	3.5	2.5	11	16	0.007
	M7x1	3181 06 55	5	3	10	16	0.005

The internal hexagon and circular external shape ensure that model 3181 provides highly compact assembly.
They can be easily installed with an Allen key without the need of a spanner.

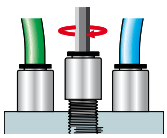

Stud Fittings

3114 Stud Fitting, Female BSPP and Metric Thread



Nickel-plated brass, NBR

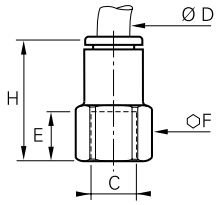

ØD	C		E	F	H	kg
4	M5x0.8	3114 04 19	6.5	8	19.5	0.005
	G1/8	3114 04 10	9.5	13	22.5	0.010
	G1/4	3114 04 13	13.5	16	26.5	0.015
6	G1/8	3114 06 10	9.5	13	24.5	0.011
	G1/4	3114 06 13	13.5	16	28.5	0.017
8	G1/8	3114 08 10	9.5	13	29	0.015
	G1/4	3114 08 13	13.5	16	33	0.021
	G3/8	3114 08 17	14	19	34	0.025
10	G1/4	3114 10 13	13.5	16	36	0.027
	G3/8	3114 10 17	14	19	36	0.027
	G1/2	3114 10 21	19.5	24	41.5	0.048
12	G3/8	3114 12 17	14	19	40	0.033
	G1/2	3114 12 21	19.5	24	45.5	0.052
14	G3/8	3114 14 17	14	22	42.5	0.057
16	G1/2	3114 16 21	15	27	49	0.096

3121 Stud Standpipe, Male BSPT Thread



Technical polymer, nickel-plated brass

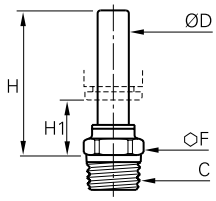

ØD	C		F	H	H1	kg
4	R1/8	3121 04 10	10	26	14	0.005
	R1/4	3121 04 13	14	26.5	14.5	0.014
6	R1/8	3121 06 10	10	28	14	0.005
	R1/4	3121 06 13	14	28.5	14.5	0.014
8	R1/8	3121 08 10	10	29.5	11	0.006
	R1/4	3121 08 13	14	28.5	10	0.012
	R3/8	3121 08 17	17	28.5	10	0.015
10	R1/4	3121 10 13	15	36	15.5	0.012
	R3/8	3121 10 17	17	36	15.5	0.017
	R1/2	3121 10 21	21	36	15.5	0.028
12	R3/8	3121 12 17	17	36.5	12	0.018
	R1/2	3121 12 21	21	36.5	12	0.028
14	R1/2	3121 14 21	21	41	13.5	0.042

Pre-coated thread

3121 Stud Standpipe, Male NPT Thread



Technical polymer, nickel-plated brass

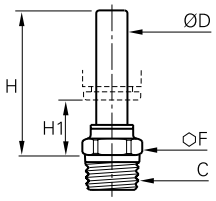

ØD	C		F	H	H1	kg
4	NPT1/8	3121 04 11	11	25.9	14.5	0.007
	NPT1/4	3121 04 14	14	26.4	15	0.017
8	NPT1/8	3121 08 11	11	29.5	10.9	0.008
	NPT1/4	3121 08 14	14	28.4	9.9	0.014

Pre-coated thread
5/32" (4 mm) and 5/16" (8 mm) are also available

3121 Stud Standpipe, Male NPT Thread — Inch



Technical polymer, nickel-plated brass

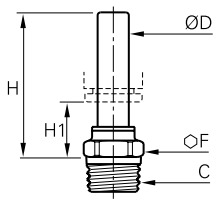

ØD	C		F	H	H1	kg
1/4	NPT1/8	3121 56 11	11	30	15.5	0.001
	NPT1/4	3121 56 14	14	28.4	14.5	0.001
3/8	NPT1/8	3121 60 11	15	44.4	16.5	0.013
	NPT1/4	3121 60 14	15	36.1	17	0.014
	NPT3/8	3121 60 18	18	36.1	15.5	0.023
1/2	NPT3/8	3121 62 18	17	36.6	9.4	0.026
	NPT1/2	3121 62 22	21	37.1	9.9	0.046

Pre-coated thread
5/32" (4 mm) and 5/16" (8 mm) are also available

Stud Fittings

3131 Stud Standpipe, Male BSPP and Metric Thread



Technical polymer, nickel-plated brass, NBR

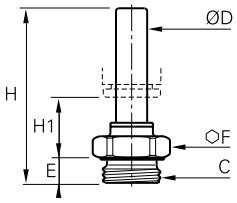

ØD	C		E	F	H	H1	kg
4	M5x0.8	3131 04 19	3.5	8	31	16	0.002
	G1/8	3131 04 10	5	13	30	13.5	0.005
	G1/4	3131 04 13	5.5	16	31	13.5	0.010
6	G1/8	3131 06 10	5	13	32	13.5	0.005
	G1/4	3131 06 13	5.5	16	33	13.5	0.010
8	G1/8	3131 08 10	5	13	35.5	12.5	0.008
	G1/4	3131 08 13	5.5	16	34.5	10.5	0.010
	G3/8	3131 08 17	5.5	20	34.5	10.5	0.015
10	G1/4	3131 10 13	5.5	16	43.5	17.5	0.012
	G3/8	3131 10 17	5.5	20	41.5	15.5	0.015
	G1/2	3131 10 21	7.5	24	41.5	15.5	0.024
12	G3/8	3131 12 17	5.5	20	42	12	0.015
	G1/2	3131 12 21	7	24	43.5	12	0.025
14	G3/8	3131 14 17	5.5	20	46.5	14	0.018
	G1/2	3131 14 21	7	24	48	13.5	0.025

3109 Stud Elbow, Male BSPT Thread



Technical polymer, nickel-plated brass, NBR

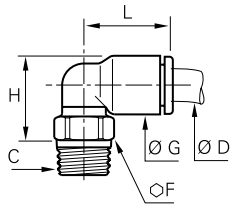

ØD	C		F	G	H	L	kg
4	R1/8	3109 04 10	10	8.5	13.5	14	0.006
	R1/4	3109 04 13	14	8.5	14	14	0.015
	R3/8	3109 04 17	17	8.5	13.5	14	0.018
6	R1/8	3109 06 10	10	10.5	15.5	16	0.006
	R1/4	3109 06 13	14	10.5	16	16	0.015
	R3/8	3109 06 17	17	10.5	16	16	0.019
	R1/2	3109 06 21	21	10.5	16.5	16	0.034
8	R1/8	3109 08 10	10	13.5	19	23	0.007
	R1/4	3109 08 13	14	13.5	18	23	0.014
	R3/8	3109 08 17	17	13.5	18	23	0.018
	R1/2	3109 08 21	21	13.5	19.5	23	0.033
10	R1/8	3109 10 10	15	16	23	26.5	0.012
	R1/4	3109 10 13	15	16	22	26.5	0.014
	R3/8	3109 10 17	17	16	22	26.5	0.019
	R1/2	3109 10 21	21	16	22	26.5	0.031
12	R1/4	3109 12 13	15	19	25	31	0.016
	R3/8	3109 12 17	17	19	25	31	0.022
	R1/2	3109 12 21	21	19	25	31	0.033
14	R3/8	3109 14 17	20	22	30.5	35.5	0.031
	R1/2	3109 14 21	24	22	28.5	35.5	0.041
16	R3/8	3109 16 17	27	27	53	39	0.106
	R1/2	3109 16 21	27	27	53	39	0.104

Pre-coated thread
The body swivels for positioning purposes.

3109 Stud Elbow, Male NPT Thread



Technical polymer, nickel-plated brass, NBR

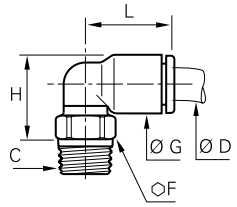

ØD	C		F	G	H	L	kg
4	NPT1/8	3109 04 11	11	8.4	13.5	14	0.007
	NPT1/4	3109 04 14	14	8.4	14	14	0.016
6	NPT1/8	3109 06 11	11	10.5	15.5	16	0.007
	NPT1/4	3109 06 14	14	10.5	16	16	0.017
8	NPT1/8	3109 08 11	11	13.5	19	23.1	0.009
	NPT1/4	3109 08 14	14	13.5	18	23.1	0.015
10	NPT1/4	3109 10 14	15	16	23	26.5	0.017
	NPT3/8	3109 10 18	18	16	22	26.5	0.024
	NPT1/2	3109 10 22	22	16	23	26.5	0.045
12	NPT3/8	3109 12 18	18	19	25	31	0.050
	NPT1/2	3109 12 22	22	19	26	31	0.092

Pre-coated thread
The body swivels for positioning purposes.

Stud Fittings

3109 Stud Elbow, Male NPT Thread

Inch



Technical polymer, nickel-plated brass, NBR

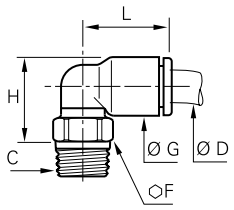

ØD	C		F	G	H	L	kg
1/8	NPT1/8	3109 53 11	11	8.5	13.5	14.5	0.007
	NPT1/4	3109 53 14	14	8.5	14	14.5	0.015
1/4	NPT1/8	3109 56 11	11	10.9	17	18	0.007
	NPT1/4	3109 56 14	14	10.9	16	18	0.014
	NPT3/8	3109 56 18	18	10.9	16.5	18	0.021
3/8	NPT1/8	3109 60 11	15	16	23.1	27.4	0.014
	NPT1/4	3109 60 14	15	16	23.1	27.4	0.017
	NPT3/8	3109 60 18	18	16	22.1	27.4	0.023
1/2	NPT3/8	3109 62 18	20	22.1	31	35.1	0.041
	NPT1/2	3109 62 22	24	22.1	28.4	35.1	0.054

Pre-coated thread - 5/32" (4 mm) and 5/16" (8 mm) are also available.
The body swivels for positioning purposes.

3109 Stud Elbow, Male BSPT Thread

Inch



Technical polymer, nickel-plated brass, NBR

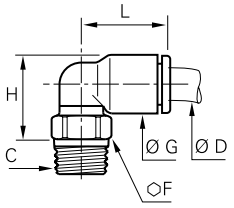

ØD	C		F	G	H	L	kg
1/8	R1/8	3109 53 10	10	8.5	13.5	14.5	0.011
3/16	R1/8	3109 55 10	11	10.9	17	21.6	0.010
	R1/4	3109 55 13	14	8.4	14	14	0.016
1/4	R1/8	3109 56 10	10	10.9	17	18	0.006
	R1/4	3109 56 13	14	10.9	17	18	0.013
3/8	R1/4	3109 60 13	15	16	22.1	26.4	0.016
	R3/8	3109 60 17	17	16	22.1	26.4	0.054
1/2	R1/4	3109 62 13	20	22.1	31	35.1	0.064
	R3/8	3109 62 17	20	22.1	31	35.1	0.067
	R1/2	3109 62 21	24	22.1	28.4	35.1	0.046

Pre-coated thread
The body swivels for positioning purposes.
5/32" (4 mm) and 5/16" (8 mm) are also available.

3199 Stud Elbow, Male BSPP and Metric Thread



Technical polymer, nickel-plated brass, NBR

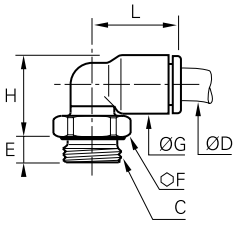

ØD	C		E	F	G	H	L	kg
3	M3x0.5	3199 03 09*	2.5	8	8.5	15	14.5	0.003
	M5x0.8	3199 03 19	3.5	8	8.5	13.5	14.5	0.003
4	M3x0.5	3199 04 09*	2.5	8	8.5	15	14.5	0.002
	M5x0.8	3199 04 19	3.5	8	8.5	13.5	14	0.002
	M7x1	3199 04 55	4.5	10	8.5	15	14	0.005
	G1/8	3199 04 10	5	13	8.5	13	14	0.006
	G1/4	3199 04 13	5.5	16	8.5	13	14	0.011
6	M5x0.8	3199 06 19	3.5	8	10.5	15.5	16	0.003
	M7x1	3199 06 55	4.5	10	10.5	17.5	16	0.006
	M10x1	3199 06 60	5	13	10.5	15	14	0.006
	M12x1.5	3199 06 67	5.5	15	10.5	15	16	0.009
	G1/8	3199 06 10	5	13	10.5	15	16	0.006
	G1/4	3199 06 13	5.5	16	10.5	15	16	0.011
	G3/8	3199 06 17	5.5	20	10.5	15.5	16	0.022
	G1/2	3199 06 21	7	24	10.5	16	16	0.027
8	M10x1	3199 08 60	5	13	13.5	20.5	23	0.009
	M12x1.5	3199 08 67	5.5	15	13.5	19.5	23	0.009
	G1/8	3199 08 10	4.5	13	13.5	20.5	23	0.009
	G1/4	3199 08 13	5.5	16	13.5	18.5	23	0.012
	G3/8	3199 08 17	5.5	20	13.5	18.5	23	0.017
	G1/2	3199 08 21	7	24	13.5	19	23	0.027
10	G1/4	3199 10 13	5.5	16	16	23.5	26.5	0.014
	G3/8	3199 10 17	5.5	20	16	22	26.5	0.017
	G1/2	3199 10 21	7.5	24	16	22	26.5	0.026
12	G1/4	3199 12 13	5.5	16	19	26.5	31	0.016
	G3/8	3199 12 17	5.5	20	19	25	31	0.019
	G1/2	3199 12 21	7	24	19	25	31	0.029
14	G3/8	3199 14 17	5.5	20	22	32.5	35.5	0.029
	G1/2	3199 14 21	7	24	22	27	35.5	0.028
16	G3/8	3199 16 17	7.5	27	27	54.5	39	0.101
	G1/2	3199 16 21	9	27	27	54.5	39	0.097

The body swivels for positioning purposes.
*Bi-material seal

Stud Fittings

3192 Stud Elbow, Female BSPP Thread



Technical polymer, nickel-plated brass, NBR

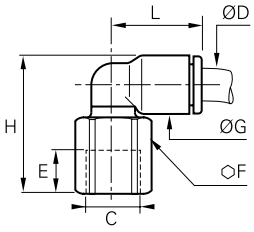

ØD	C		E	F	G	H	L	kg
4	G1/8	3192 04 10	8.5	13	8.5	23	14	0.010
	G1/4	3192 04 13	11.5	16	8.5	27	14	0.017
6	G1/8	3192 06 10	8.5	13	10.5	25	16	0.010
	G1/4	3192 06 13	11.5	16	10.5	29	16	0.017
8	G1/8	3192 08 10	8.5	13	13.5	28	23	0.012
	G1/4	3192 08 13	11.5	16	13.5	32	23	0.020
	G3/8	3192 08 17	12	19	13.5	33	23	0.026
10	G1/4	3192 10 13	11	16	16	34.5	26.5	0.020
	G3/8	3192 10 17	12	19	16	35	26.5	0.025
	G1/2	3192 10 21	16	24	16	41	26.5	0.049
12	G1/4	3192 12 13	11	16	19	38	30.5	0.023
	G3/8	3192 12 17	12	19	19	38.5	30.5	0.027
	G1/2	3192 12 21	16	24	19	43.5	30.5	0.050

The body swivels for positioning purposes.

3129 Extended Stud Elbow, Male BSPT Thread



Technical polymer, nickel-plated brass, NBR

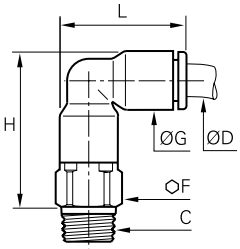

ØD	C		F	G	H	L	kg
4	R1/8	3129 04 10	10	8.5	23	19	0.008
	R1/4	3129 04 13	14	8.5	23.5	19	0.018
6	R1/8	3129 06 10	10	10.5	27	22.5	0.010
	R1/4	3129 06 13	14	10.5	27.5	22.5	0.020
8	R1/8	3129 08 10	13	13.5	34.5	29.5	0.018
	R1/4	3129 08 13	14	13.5	32.5	29.5	0.022
	R3/8	3129 08 17	17	13.5	33	29.5	0.032
10	R1/4	3129 10 13	15	16	39.5	34.5	0.031
	R3/8	3129 10 17	17	16	39.5	34.5	0.041
	R1/2	3129 10 21	21	16	39.5	34.5	0.060
12	R1/4	3129 12 13	19	19	45.5	40.5	0.035
	R3/8	3129 12 17	19	19	45.5	40.5	0.051
	R1/2	3129 12 21	21	19	45.5	40.5	0.065
14	R3/8	3129 14 17	21	22	51.5	46.5	0.064
	R1/2	3129 14 21	21	22	51.5	46.5	0.070

Pre-coated thread
The body swivels for positioning purposes.

Parker Legris offers the solution to enable many types of configuration options.

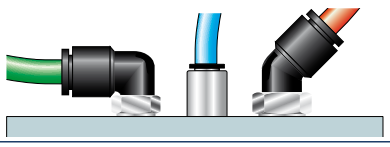

Stud Fittings

3169 Extended Stud Elbow, Male BSPP and Metric Thread



Technical polymer, nickel-plated brass, NBR

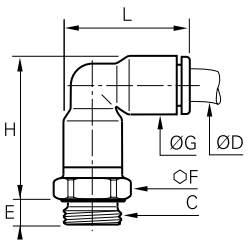

ØD	C		E	F	G	H	L	kg
4	M5x0.8	3169 04 19	3.5	8	8.5	23	19	0.005
	M7x1	3169 04 55	4.5	10	8.5	22.5	19	0.008
	G1/8	3169 04 10	5	13	8.5	22.5	19	0.009
	G1/4	3169 04 13	5.5	16	8.5	22.5	19	0.014
6	M5x0.8	3169 06 19	3.5	10	10.5	27.5	23	0.008
	M7x1	3169 06 55	4.5	10	10.5	26	23	0.012
	G1/8	3169 06 10	5	13	10.5	27	23	0.011
	G1/4	3169 06 13	5.5	16	10.5	27	23	0.016
8	G1/8	3169 08 10	5	13	13.5	36	29.5	0.018
	G1/4	3169 08 13	5.5	16	13.5	33	29.5	0.020
	G3/8	3169 08 17	5.5	20	13.5	33	29.5	0.028
10	G1/4	3169 10 13	5.5	16	16	40.5	34.5	0.029
	G3/8	3169 10 17	5.5	20	16	40.5	34.5	0.037
	G1/2	3169 10 21	7.5	24	16	40.5	34.5	0.042
12	G1/4	3169 12 13	5.5	19	19	44.5	40.5	0.049
	G3/8	3169 12 17	5.5	20	19	42	40.5	0.040
	G1/2	3169 12 21	7.5	24	19	42	40.5	0.049
14	G3/8	3169 14 17	5.5	22	22	51	46.5	0.059
	G1/2	3169 14 21	7.5	24	22	48.5	46.5	0.063
16	G3/8	3169 16 17	7.5	27	27	82.5	52	0.220
	G1/2	3169 16 21	9	27	27	82.5	52	0.206

The body swivels for positioning purposes.

3113 45° Elbow, Male BSPT Thread



Technical polymer, nickel-plated brass, NBR

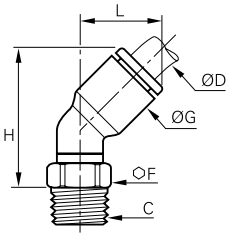

ØD	C		F	G	H	L	kg
4	R1/8	3113 04 10	10	9	21	13	0.006
6	R1/8	3113 06 10	10	11	24.5	14.5	0.006
	R1/4	3113 06 13	14	11	25	14.5	0.015
8	R1/8	3113 08 10	10	13.5	30	19.5	0.008
	R1/4	3113 08 13	14	13.5	28.5	19.5	0.015
	R3/8	3113 08 17	17	13.5	28.5	19.5	0.020
10	R1/4	3113 10 13	15	16	33.5	23	0.014
	R3/8	3113 10 17	17	16	33.5	23	0.019
	R1/2	3113 10 21	21	16	34	23	0.100
12	R1/4	3113 12 13	15	19	39	26	0.016
	R3/8	3113 12 17	17	19	39	26	0.022
	R1/2	3113 12 21	21	19	39	26	0.040

Pre-coated thread
The body swivels for positioning purposes.
This model prevents distortion of the tube.

3133 45° Elbow, Male BSPP and Metric Thread



Technical polymer, nickel-plated brass, NBR

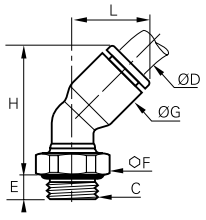

ØD	C		E	F	G	H	L	kg
4	M5x0.8	3133 04 19	3.5	8	9	23	13	0.003
	G1/8	3133 04 10	4.5	13	9	20.5	13	0.006
6	M5x0.8	3133 06 19	3.5	8	11	28	14.5	0.003
	G1/8	3133 06 10	4.5	13	11	24	14.5	0.006
	G1/4	3133 06 13	5.5	16	11	24	14.5	0.011
8	G1/8	3133 08 10	4.5	13	13.5	31	19.5	0.011
	G1/4	3133 08 13	5.5	16	13.5	29	19.5	0.012
	G3/8	3133 08 17	5.5	20	13.5	29	19.5	0.020
10	G1/4	3133 10 13	5.5	16	16	35	23	0.014
	G3/8	3133 10 17	5.5	20	16	33.5	23	0.017
	G1/2	3133 10 21	7	24	16	33.5	23	0.026
12	G1/4	3133 12 13	5.5	16	19	40.5	26	0.016
	G3/8	3133 12 17	5.5	20	19	39	26	0.019
	G1/2	3133 12 21	7	24	19	39	26	0.028

The body swivels for positioning purposes.
This model prevents distortion of the tube.

Stud Fittings

3108 Stud Branch Tee, Male BSPT Thread



Technical polymer, nickel-plated brass, NBR

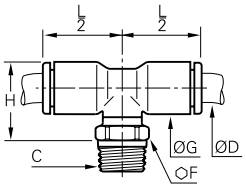

ØD	C		F	G	H	L/2	kg
4	R1/8	3108 04 10	10	8.5	15.5	14	0.006
	R1/4	3108 04 13	14	8.5	16	14	0.015
6	R1/8	3108 06 10	10	10.5	17.5	16	0.007
	R1/4	3108 06 13	14	10.5	18	16	0.016
8	R1/8	3108 08 10	10	13.5	22	23	0.009
	R1/4	3108 08 13	14	13.5	21	23	0.016
	R3/8	3108 08 17	17	13.5	21	23	0.020
10	R1/4	3108 10 13	15	16	24	26.5	0.017
	R3/8	3108 10 17	17	16	24	26.5	0.022
	R1/2	3108 10 21	21	16	24	26.5	0.033
12	R1/4	3108 12 13	15	19	27	31	0.021
	R3/8	3108 12 17	17	19	27	31	0.026
	R1/2	3108 12 21	21	19	27	31	0.037
14	R3/8	3108 14 17	20	22	30.5	35	0.038
	R1/2	3108 14 21	24	22	28.5	35	0.048
16	R3/8	3108 16 17	27	27	53	38.5	0.128
	R1/2	3108 16 21	27	27	53	38.5	0.124

Pre-coated thread
The body swivels for positioning purposes.

3198 Stud Branch Tee, Male BSPP and Metric Thread



Technical polymer, nickel-plated brass, NBR

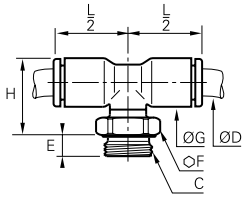

ØD	C		E	F	G	H	L/2	kg
4	M5x0.8	3198 04 19	3.5	8	8.5	17.5	14	0.003
	G1/8	3198 04 10	5	13	8.5	15	14	0.006
	G1/4	3198 04 13	5.5	16	8.5	15	14	0.011
6	M5x0.8	3198 06 19	3.5	8	10.5	19.5	16	0.004
	G1/8	3198 06 10	5	13	10.5	17	16	0.007
	G1/4	3198 06 13	5.5	16	10.5	17	16	0.012
8	G1/8	3198 08 10	4.5	13	13.5	23.5	23	0.011
	G1/4	3198 08 13	5.5	16	13.5	21.5	23	0.014
	G3/8	3198 08 17	5.5	20	13.5	21.5	23	0.019
10	G1/4	3198 10 13	5.5	16	16	26	26.5	0.017
	G3/8	3198 10 17	5.5	20	16	24	26.5	0.020
	G1/2	3198 10 21	7.5	24	16	24	26.5	0.029
12	G1/4	3198 12 13	5.5	16	19	29	31	0.021
	G3/8	3198 12 17	5.5	20	19	27	31	0.024
	G1/2	3198 12 21	7	24	19	27	31	0.033
14	G3/8	3198 14 17	5.5	20	22	32.5	35.5	0.036
	G1/2	3198 14 21	7	24	22	27	35.5	0.036
16	G3/8	3198 16 17	7.5	27	27	54.5	38.5	0.121
	G1/2	3198 16 21	9	27	27	54.5	38.5	0.117

The body swivels for positioning purposes.

3103 Stud Run Tee, BSPT Thread



Technical polymer, nickel-plated brass, NBR

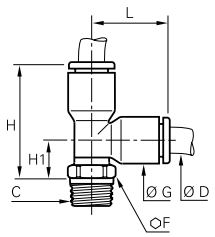

ØD	C		F	G	H	H1	L	kg
4	R1/8	3103 04 10	10	8.5	23.5	9	14.5	0.006
	R1/4	3103 04 13	14	8.5	24	9.5	14.5	0.015
6	R1/8	3103 06 10	10	10.5	27.5	10	17.5	0.007
	R1/4	3103 06 13	14	10.5	28	10.5	17.5	0.016
8	R1/8	3103 08 10	10	13.5	35	12	23	0.009
	R1/4	3103 08 13	14	13.5	34	11	23	0.015
	R3/8	3103 08 17	17	13.5	34	11	23	0.020
10	R1/4	3103 10 13	15	16	40.5	14	26.5	0.017
	R3/8	3103 10 17	17	16	40.5	14	26.5	0.022
	R1/2	3103 10 21	21	16	40.5	14	26.5	0.033
12	R1/4	3103 12 13	15	19	46.5	15.5	31	0.028
	R3/8	3103 12 17	17	19	46.5	15.5	31	0.026
	R1/2	3103 12 21	21	19	46.5	15.5	31	0.037
14	R3/8	3103 14 17	20	22	55	19.5	35.5	0.037
	R1/2	3103 14 21	24	22	52.5	17.5	35.5	0.048
16	R3/8	3103 16 17	27	27	78	27	38.5	0.126
	R1/2	3103 16 21	27	27	78	27	38.5	0.124

Pre-coated thread
The body swivels for positioning purposes.

Stud Fittings

3193 Stud Run Tee, Male BSPP and Metric Thread



Technical polymer, nickel-plated brass, NBR

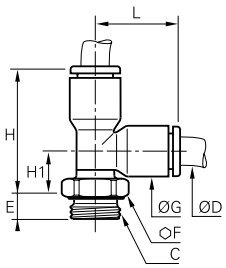

ØD	C		E	F	G	H	H1	L	kg
4	M5x0.8	3193 04 19	3.5	8	8.5	26	11.5	14.5	0.003
	G1/8	3193 04 10	5	13	8.5	23	8.5	14.5	0.006
	G1/4	3193 04 13	5.5	16	8.5	23	8.5	14.5	0.011
6	M5x0.8	3193 06 19	3.5	8	10.5	29.5	12.5	17.5	0.004
	G1/8	3193 06 10	5	13	10.5	27	10	17.5	0.007
	G1/4	3193 06 13	5.5	16	10.5	27	10	17.5	0.012
8	G1/8	3193 08 10	4.5	13	13.5	36.5	14	23	0.011
	G1/4	3193 08 13	5.5	16	13.5	34.5	12	23	0.014
	G3/8	3193 08 17	5.5	20	13.5	34.5	12	23	0.019
10	G1/4	3193 10 13	5.5	16	16	42	15.5	26.5	0.017
	G3/8	3193 10 17	5.5	20	16	40.5	14	26.5	0.020
	G1/2	3193 10 21	7.5	24	16	40.5	14	26.5	0.029
12	G1/4	3193 12 13	5.5	16	19	48	17	31	0.021
	G3/8	3193 12 17	5.5	20	19	46.5	15.5	31	0.024
	G1/2	3193 12 21	7	24	19	46.5	15.5	31	0.038
14	G3/8	3193 14 17	5.5	20	22	56.5	21.5	35.5	0.107
	G1/2	3193 14 21	7	24	22	51	16	35.5	0.120
16	G3/8	3193 16 17	7.5	27	27	79.5	41	38.5	0.121
	G1/2	3193 16 21	9	27	27	79.5	41	38.5	0.117

The body swivels for positioning purposes.

3148 Y Piece, Male BSPT Thread



Technical polymer, nickel-plated brass, NBR

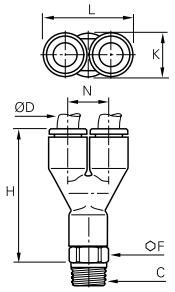

ØD	C		F	H	K	L	N	kg
4	R1/8	3148 04 10	10	32.5	8.5	17.5	9	0.010
	R1/4	3148 04 13	14	33	8.5	17.5	9	0.019
6	R1/8	3148 06 10	10	39.5	10.5	21.5	11	0.011
	R1/4	3148 06 13	14	40	10.5	21.5	11	0.021
8	R1/8	3148 08 10	13	56.5	13.5	28	14.5	0.020
	R1/4	3148 08 13	14	55.5	13.5	28	14.5	0.025
	R3/8	3148 08 17	16	48.5	13.5	28	14.5	0.034
10	R1/4	3148 10 13	14	60	19	39	20	0.033
	R3/8	3148 10 17	16	60.5	19	39	20	0.042
	R1/2	3148 10 21	24	61	19	39	20	0.062
12	R3/8	3148 12 17	19	66	19	39	20	0.054
	R1/2	3148 12 21	21	66	19	39	20	0.059

Pre-coated thread
The body swivels for positioning purposes.

3158 Y Piece, Male BSPP and Metric Thread



Technical polymer, nickel-plated brass, NBR

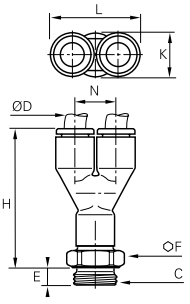

ØD	C		E	F	H	K	L	N	kg
4	M5x0.8	3158 04 19	3.5	8	32.5	8.5	17.5	9	0.006
	G1/8	3158 04 10	5	13	32	8.5	17.5	9	0.009
	G1/4	3158 04 13	5.5	16	32.5	8.5	17.5	9	0.014
6	M5x0.8	3158 06 19	3.5	10	39.5	10.5	21.5	11	0.009
	G1/8	3158 06 10	5	13	39	10.5	21.5	11	0.012
	G1/4	3158 06 13	5.5	16	39.5	10.5	21.5	11	0.017
8	G1/8	3158 08 10	5	13	49	13.5	28	14.5	0.020
	G1/4	3158 08 13	5.5	16	49.5	13.5	28	14.5	0.023
	G3/8	3158 08 17	6	19	48	13.5	28	14.5	0.030
10	G1/4	3158 10 13	5.5	16	58	16	33	17	0.031
	G3/8	3158 10 17	6	20	57.5	16	33	17	0.039
	G1/2	3158 10 21	7	24	58	16	33	17	0.053
12	G3/8	3158 12 17	6	20	62	19	39	20	0.044
	G1/2	3158 12 21	7	24	63	19	39	20	0.049

The body swivels for positioning purposes.

Stud Fittings

3112 Double Y Piece, Male BSPT Thread



Technical polymer, nickel-plated brass, NBR

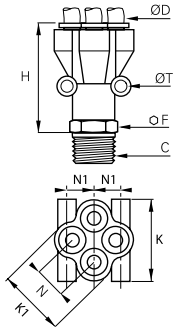

ØD	C		F	H	K	K1	N	N1	ØT	kg
4	R1/8	3112 04 10	13	41.5	25.5	21	10	8.5	3.7	0.023
	R1/4	3112 04 13	14	43.5	25.5	21	10	8.5	3.7	0.027
6	R1/8	3112 06 10	19	54.5	31.5	26.5	12	10	3.7	0.041
	R1/4	3112 06 13	19	57.5	31.5	26.5	12	10	3.7	0.047

Pre-coated thread
The body swivels for positioning purposes.

3132 Double Y, Male BSPP Thread



Technical polymer, nickel-plated brass, NBR

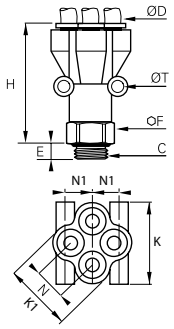

ØD	C		E	F	H	K	K1	N	N1	ØT	kg
4	G1/8	3132 04 10	5	13	41	25.5	21	10	8.5	3.7	0.023
	G1/4	3132 04 13	5.5	16	40	25.5	21	10	8.5	3.7	0.025
6	G1/8	3132 06 10	5	19	53.5	31.5	26.5	12	10	3.7	0.040
	G1/4	3132 06 13	5.5	19	52.5	31.5	26.5	12	10	3.7	0.045

The body swivels for positioning purposes.

3100 Carstick® Cartridge



Brass, NBR

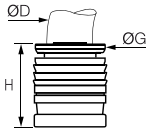

ØD		G	G1	H	L	kg
4	3100 04 00	8	11	10	554	0.001
6	3100 06 00	10	14.5	11.5	629	0.002
8	3100 08 00	13	15	15	794	0.002
10	3100 10 00	15.5	19.5	17	930	0.005
12	3100 12 00	19.5	21	19.5	1038	0.010

50 cartridges per Carstick®
Cavity dimensions are available in chapter 2.



3100 Carstick® Cartridge

Inch



Nickel-plated brass, NBR

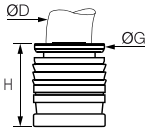

ØD		G	G1	H	L	kg
1/8	3100 53 00 99	7	10	9	508	0.002
1/4	3100 56 00 99	10.5	14.5	12	600	0.003
3/8	3100 60 00 99	15.5	19	16.5	930	0.006

50 cartridges per Carstick®
Cavity dimensions are available in chapter 2.

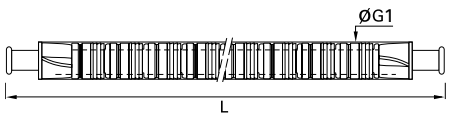

Other products are available upon request; please do not hesitate to consult us.

Tube-to-Tube Fittings

3106 Equal and Unequal Tube-to-Tube Connector



Technical polymer, NBR

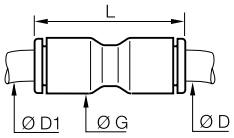

ØD	ØD1		G	L	kg
3	3	3106 03 00	8.5	25	0.002
	4	3106 03 04	8.5	25	0.002
4	1/4	3106 04 56	11	29.5	0.010
	4	3106 04 00	8.5	25	0.001
	6	3106 04 06	11	28	0.002
	8	3106 04 08	13.5	38	0.005
6	1/4	3106 06 56	13.5	36	0.009
	6	3106 06 00	10.5	28.5	0.002
	8	3106 06 08	13.5	38	0.005
	10	3106 06 10	16	42	0.007
8	8	3106 08 00	13.5	38	0.004
	10	3106 08 10	16	42	0.008
	12	3106 08 12	19	50.5	0.026
10	10	3106 10 00	16	42	0.006
	12	3106 10 12	19	50.5	0.022
12	1/2	3106 12 62	22	56.5	0.024
	12	3106 12 00	19	50.5	0.009
	14	3106 12 14	22	56	0.026
	16	3106 12 16	27	61	0.066
14	14	3106 14 00	22	56	0.014
16	16	3106 16 00	27	60.5	0.041

3106 Equal and Unequal Tube-to-Tube Connector — Inch



Technical polymer, NBR

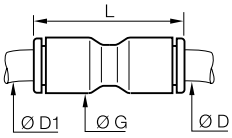

ØD	ØD1		G	L	kg
1/4	1/4	3106 56 00	10.9	29.5	0.002
3/8	3/8	3106 60 00	16	42	0.006
	10	3106 60 10	12	50.5	0.029
	1/4	3106 60 56	16	41	0.016
1/2	1/2	3106 62 00	22	55	0.015

5/32" (4 mm) and 5/16" (8 mm) also available

3102 Equal and Unequal Elbow



Technical polymer, NBR

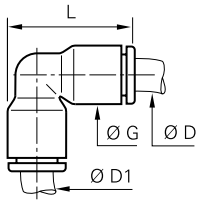

ØD	ØD1		G	L	kg
4	4	3102 04 00	8.5	19	0.001
	6	3102 04 06	10.5	22.5	0.004
6	6	3102 06 00	10.5	22.5	0.002
	8	3102 06 08	13.5	29.5	0.009
8	8	3102 08 00	13.5	29.5	0.004
	10	3102 08 10	16	34.5	0.031
10	10	3102 10 00	16	34.5	0.006
	12	3102 10 12	19	40.5	0.022
12	12	3102 12 00	19	40.5	0.010
14	14	3102 14 00	22	46.5	0.015
16	16	3102 16 00	27	52	0.043

3102 Equal Elbow — Inch



Technical polymer, NBR

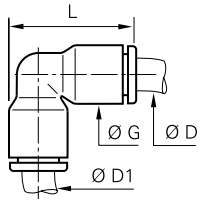

ØD	ØD1		G	L	kg
1/4	1/4	3102 56 00	11	23.5	0.002
3/8	3/8	3102 60 00	16	34	0.006
1/2	1/2	3102 62 00	22	35	0.018

5/32" (4 mm) and 5/16" (8 mm) also available

Tube-to-Tube Fittings

3104 Equal and Unequal Tee



Technical polymer, NBR

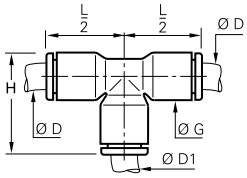

ØD	ØD1		G	H	L/2	kg
3	3	3104 03 00	8.5	19	14.5	0.004
4	4	3104 04 00	8.5	19	14.5	0.002
	6	3104 04 06	10.5	22.5	17.5	0.007
6	4	3104 06 04	10.5	22.5	17.5	0.005
	6	3104 06 00	10.5	22.5	17.5	0.003
	8	3104 06 08	13.5	29.5	23	0.015
8	4	3104 08 04	13.5	29	22.5	0.114
	6	3104 08 06	13.5	29.5	23	0.010
	8	3104 08 00	13.5	29.5	23	0.006
	10	3104 08 10	16	34.5	26.5	0.021
10	4	3104 10 04	16	39	31	0.027
	8	3104 10 08	16	34.5	26.5	0.014
	10	3104 10 00	16	34.5	26.5	0.009
	12	3104 10 12	19	40.5	31	0.036
12	4	3104 12 04	19	39	31	0.034
	10	3104 12 10	19	40.5	31	0.024
	12	3104 12 00	19	40.5	31	0.014
14	8	3104 14 08	22	46	35.5	0.054
	14	3104 14 00	22	46	35.5	0.023
16	12	3104 16 12	27	52.5	39	0.088
	16	3104 16 00	27	52	39	0.063

3104 Equal and Unequal Tee — Inch



Technical polymer, NBR

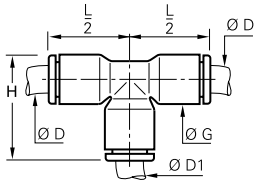

ØD	ØD1		G	H	L/2	kg
5/32	1/4	3104 04 56	11	23.5	18	0.014
1/8	1/8	3104 53 00	8.4	19	14.5	0.003
	1/4	3104 53 56	11	23.5	18	0.011
3/16	3/16	3104 55 00	10.9	27.2	21.6	0.015
1/4	5/32	3104 56 04	11	23.5	18.5	0.014
	1/4	3104 56 00	11	23	24	0.003
	1/8	3104 56 53	11	23.5	18.5	0.007
	3/8	3104 56 60	16	33.5	24.5	0.017
3/8	1/4	3104 60 56	16	32.5	25.5	0.019
	1/2	3104 60 62	22	46	35	0.070
	3/8	3104 60 00	16	34	26	0.009
1/2	1/2	3104 62 00	22	46	35	0.026
	1/4	3104 62 56	22.1	45.2	35.3	0.021
	3/8	3104 62 60	22	46	35	0.060

5/32" (4 mm) and 5/16" (8 mm) also available

3140 Equal and Unequal Single Y Piece



Technical polymer, NBR

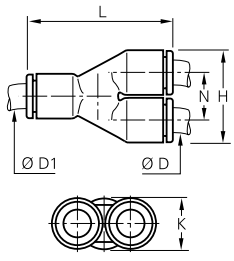

ØD	ØD1		H	K	L	N	kg
4	4	3140 04 00	17.5	8.5	28.5	9	0.002
	6	3140 04 06	17.5	10.5	33	9	0.003
6	6	3140 06 00	21.5	10.5	35	11	0.003
	8	3140 06 08	22.5	13.5	41	11.5	0.005
8	8	3140 08 00	28	13.5	45	14.5	0.007
	10	3140 08 10	28	16	47	14.5	0.011
10	10	3140 10 00	33	16	53	17	0.010
	12	3140 10 12	33	19	57	17	0.018
12	12	3140 12 00	39	19	57	17	0.028

Tube-to-Tube Fittings

3107 Equal and Unequal Cross



Technical polymer, NBR

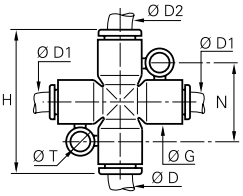

ØD	ØD1	ØD2		G	H	N	ØT	kg
4	4	4	3107 04 00	11	36	20	4.2	0.013
6	4	6	3107 04 06	11	36	20	4.2	0.010
4	4	6	3107 06 04	11	36	20	4.2	0.011
6	6	6	3107 06 00	11	36	20	4.2	0.005
8	6	8	3107 06 08	11	46	22.5	4.2	0.018
6	6	8	3107 08 06	13.5	46	22.5	4.2	0.023
8	8	8	3107 08 00	13.5	46	22.5	4.2	0.020

Boxes protect the contents and are designed to meet your requirements:
- part numbers and corresponding product pictures allow for immediate visual identification
- bar codes
- easy storage
- tamper-proof system of opening/closing
- recyclable material



Bulkhead Connector Fittings

3116 Equal Bulkhead Connector



Technical polymer, NBR

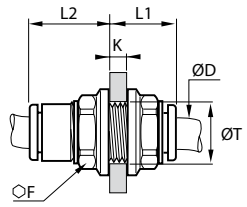

ØD		F	K max	L1	L2	ØT min	kg
4	3116 04 00	13	5.5	15	10	10.5	0.003
6	3116 06 00	15	8.5	18	10.5	12.5	0.004
8	3116 08 00	18	14.5	25	13.5	15.5	0.007
10	3116 10 00	22	14.5	27.5	15.5	18.5	0.015
12	3116 12 00	26	18.5	33	18	22.5	0.019
14	3116 14 00	29	20.5	37.5	20.5	25.5	0.028

3146 Equal Mixed Bulkhead Connector



Nickel-plated brass, NBR

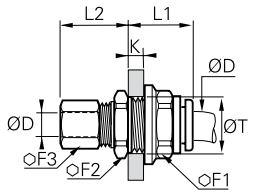

ØD		F1	F2	F3	K max	L1	L2	ØT min	kg
4	3146 04 00	13	13	10	7	17.5	17.5	10.5	0.018
6	3146 06 00	15	17	13	8	19	18	12.5	0.029
8	3146 08 00	18	19	14	8	20.5	20.5	15.5	0.036
10	3146 10 00	22	22	19	8.5	23	24.5	18.5	0.065
12	3146 12 00	26	25	22	8.5	27	25	22.5	0.096
14	3146 14 00	29	29	24	10.5	27	27	25.5	0.125

Push-in connection with compression fitting

3136 Bulkhead Connector, Female BSPP Thread



Nickel-plated brass, NBR

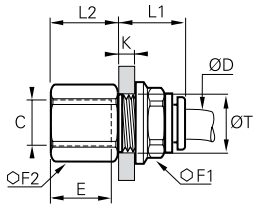

ØD	C		E	F1	F2	K max	L1	L2	ØT min	kg
4	G1/8	3136 04 10	9.5	13	13	7	17	11.5	10.5	0.015
	G1/4	3136 04 13	13.5	13	16	7	17	15.5	10.5	0.021
6	G1/8	3136 06 10	9.5	15	15	8	19	10.5	12.5	0.020
	G1/4	3136 06 13	13.5	15	17	7	19	15.5	12.5	0.027
	G3/8	3136 06 17	12	15	22	8	19	16	12.5	0.041
8	G1/8	3136 08 10	9.5	18	17	8	20.5	10.5	15.5	0.029
	G1/4	3136 08 13	13.5	18	17	8	20.5	14.5	15.5	0.029
10	G3/8	3136 10 17	14	22	22	8.5	23	16	18.5	0.051
12	G3/8	3136 12 17	14	26	24	8.5	27	16	22.5	0.078
	G1/2	3136 12 21	19.5	26	27	8.5	27	21.5	22.5	0.097
16	G3/8	3136 16 17	12	29	29	10.5	30	15	27.5	0.125
	G1/2	3136 16 21	15	29	29	10.5	30	19.5	27.5	0.126

3139 Equal Bulkhead Elbow



Technical polymer, nickel-plated brass, NBR

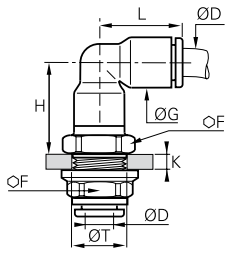

ØD		F	G	H	K max	L	ØT min	kg
4	3139 04 00	13	8.5	17	6.5	14.5	10.5	0.014
6	3139 06 00	15	10.5	19.5	7	17.5	12.5	0.021
8	3139 08 00	18	13.5	24	8	23	15.5	0.032
10	3139 10 00	22	16	28	8.5	26	18.5	0.050
12	3139 12 00	26	19	33	8.5	31	22.5	0.086
14	3139 14 00	29	25.5	37.5	10.5	36	25.5	0.116

The body swivels for positioning purposes.

Multiple Fittings

3144 Equal and Unequal Multiple Y Piece



Technical polymer, NBR

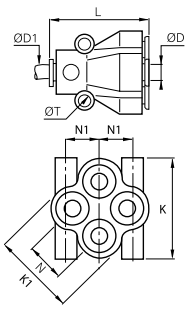

ØD	ØD1		K	K1	L	N	N1	ØT	kg
4	4	3144 04 04	25.5	21	30.5	10	8.5	3.7	0.015
	6	3144 04 06	26	21	30.5	10	10	3.7	0.013
6	6	3144 06 06	31.5	26.5	37.5	12	8.5	3.7	0.034
	8	3144 06 08	31.5	26.5	38	12	10	3.7	0.026

3304 Multiple Tee



Technical polymer, NBR

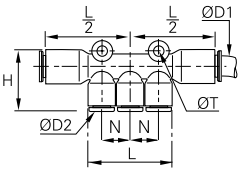

ØD1	ØD2		H	L	L/2	N	ØT	kg
6	4	3304 06 04	24.5	34	37	11.5	4.2	0.015
8	4	3304 08 04	24.5	34	37	11.5	4.2	0.012
	6	3304 08 06	24.5	34	37	11.5	4.2	0.010
10	6	3304 10 06	36	44	40.5	14.5	4.2	0.019
	8	3304 10 08	36	44	40.5	15.5	4.2	0.015

3306 90° Multiple Elbow



Technical polymer, NBR

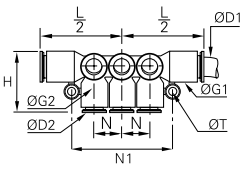

ØD1	ØD2		G	G1	H	L/2	N	N1	ØT	kg
6	4	3306 06 04	13.5	11	18.5	36	43	11.5	4.2	0.034
8	4	3306 08 04	13.5	11	18.5	36.5	43	11.5	4.2	0.025
	6	3306 08 06	13.5	11	18.5	36.5	43	11.5	4.2	0.022
10	6	3306 10 06	16	13.5	23	42	52	14.5	4.2	0.048
	8	3306 10 08	16	13.5	23.5	42	52	14.5	4.2	0.036

3310 In-Line Manifold



Treated aluminium, NBR

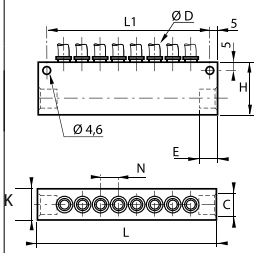

ØD	C		Number of Outlets	E	H	K	L	L1	N	kg
4	G1/4	3310 04 13	8	10	33	20	114	104	11.5	0.175
6	G1/4	3310 06 13	8	10	33	20	114	104	12.5	0.170
8	G3/8	3310 08 17	6	12	33	20	114	104	15	0.157
10	G1/2	3310 10 21	6	16	48	25	145.5	135.5	17	0.348
12	G1/2	3310 12 21	6	16	45	25	158	148	20.5	0.370

Plug-In Fittings and Accessories

3182 Equal and Unequal Plug-In Elbow



Technical polymer, NBR

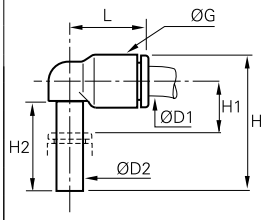

ØD1	ØD2		G	H	H1	H2	L	kg
4	4	3182 04 00	8.5	23	6	15.5	14	0.001
	6	3182 04 06	10.5	26.5	7	17	16	0.003
6	4	3182 06 04	10.5	24.5	7	15.5	16	0.001
	6	3182 06 00	10.5	26.5	7	17	16	0.001
	8	3182 06 08	13.5	33.5	8	21.5	23	0.007
8	8	3182 08 00	13.5	33.5	8	21.5	23	0.003
	10	3182 08 10	16	39	10	24.5	26.5	0.010
10	10	3182 10 00	16	39	10	24.5	26.5	0.004
	12	3182 10 12	19	44.5	10.5	27.5	31	0.017
12	12	3182 12 00	19	45.5	10.5	27.5	31	0.007

3182 Equal Plug-In Elbow

Inch



Technical polymer, NBR

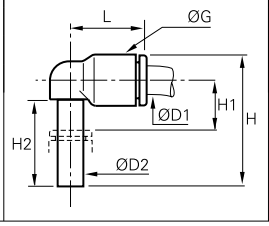

ØD1	ØD2		G	H	H1	H2	L	kg
1/4	1/4	3182 56 00	11	27.5	7.5	18	18.5	0.002
3/8	3/8	3182 60 00	16	38.5	9	24	26	0.010
1/2	1/2	3182 62 00	22	51	13	28	35	0.030

5/32" (4 mm) and 5/16" (8 mm) also available

3184 Extended Equal and Unequal Plug-In Elbow



Technical polymer, NBR

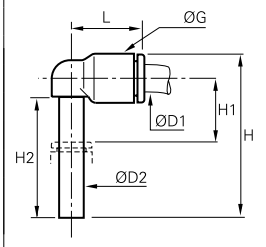

ØD1	ØD2		G	H	H1	H2	L	kg
4	4	3184 04 00	8.5	32.5	15.5	25	14	0.004
	6	3184 04 06	10.5	38.5	19	29	16	0.004
6	6	3184 06 00	10.5	38.5	19	29	16	0.002
	8	3184 06 08	13.5	49	23.5	37	23	0.010
8	8	3184 08 00	13.5	49	23.5	37	23	0.003
	10	3184 08 10	16	56	26.5	41.5	26.5	0.013
10	10	3184 10 00	16	56	26.5	41.5	26.5	0.010
	12	3184 10 12	19	62.5	28	45.5	31	0.020
12	12	3184 12 00	19	62.5	28	45.5	31	0.014

3180 45° Plug-In Equal Elbow



Technical polymer, NBR

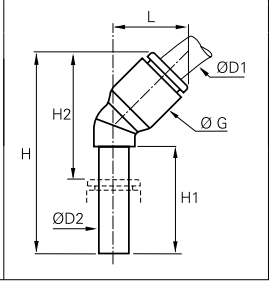

ØD1	ØD2		G	H	H1	H2	L	kg
4	4	3180 04 00	9	33.5	19	21	13	0.001
6	6	3180 06 00	11	39	21	25	14.5	0.003
8	8	3180 08 00	13.5	44	21.5	25.5	19.5	0.005
10	10	3180 10 00	16	53	27	32.5	23	0.004
12	12	3180 12 00	19	58.5	27.5	34	26.5	0.007

Plug-In Fittings and Accessories

3183 Equal and Unequal Plug-In Run Tee



Technical polymer, NBR

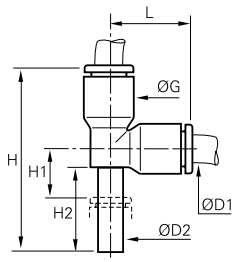

ØD1	ØD2		G	H	H1	H2	L	kg
4	4	3183 04 00	8.5	33	6	15.5	14.5	0.002
	6	3183 04 06	10.5	38.5	7	17	17.5	0.006
6	6	3183 06 00	10.5	38.5	7	17	17	0.002
	8	3183 06 08	13.5	48.5	8	21.5	23	0.014
8	8	3183 08 00	13.5	49	8	21.5	23	0.004
	10	3183 08 10	16	56.5	10.5	24.5	26.5	0.018
10	10	3183 10 00	16	57	10.5	24.5	26.5	0.007
	12	3183 10 12	19	65.5	10.5	27.5	31	0.034
12	12	3183 12 00	19	65.5	10.5	27.5	31	0.011

3188 Equal and Unequal Plug-In Branch Tee



Technical polymer, NBR

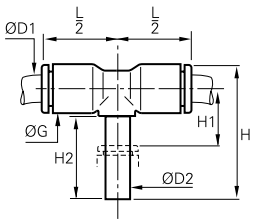

ØD1	ØD2		G	H	H1	H2	L/2	kg
4	4	3188 04 00	8.5	25	8	15.5	14.5	0.002
	6	3188 04 06	10.5	28.5	9	17	16	0.007
6	6	3188 06 00	10.5	28.5	9	17	16	0.002
	8	3188 06 08	13.5	36.5	11	21.5	22	0.014
8	8	3188 08 00	13.5	36.5	11	21.5	23	0.005
	10	3188 08 10	16	41	12.5	24.5	26.5	0.018
10	10	3188 10 00	16	41	12.5	24.5	26.5	0.007
	12	3188 10 12	19	46.5	12.5	27.5	31	0.034
12	12	3188 12 00	19	46.5	12.5	27.5	31	0.020

3142 Equal and Unequal Plug-In Single Y Piece



Technical polymer, NBR

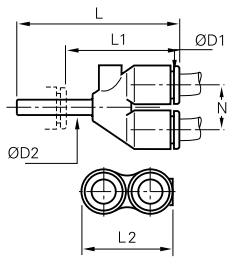

ØD1	ØD2		L	L1	L2	N	kg
4	4	3142 04 00	34	21.5	17.5	9	0.002
	6	3142 04 06	35.5	21.5	17.5	9	0.004
6	6	3142 06 00	39.5	25.5	21.5	11	0.004
	8	3142 06 08	44	25.5	21.5	11	0.015
8	8	3142 08 00	50.5	32	28	14.5	0.007
	10	3142 08 10	53.5	32	28	14.5	0.024
10	10	3142 10 00	57.5	36	33	17	0.010
	12	3142 10 12	60	35	33	17	0.037
12	12	3142 12 00	66	41	39	20	0.017

3143 Multiple Plug-In Y Piece



Technical polymer, nickel-plated brass, NBR

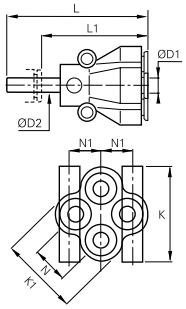

ØD1	ØD2		K	K1	L	L1	N	N1	kg
4	6	3143 04 06	26	21.5	49.5	35.5	11	8.5	0.012
	8	3143 04 08	26	21.5	51	32	11	8.5	0.021
6	8	3143 06 08	31.5	26.5	57.5	39	12	10	0.035

Plug-In Fittings and Accessories

3120 Stem Connector



Technical polymer

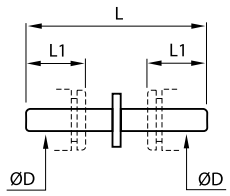

ØD		L	L1	kg
4	3120 04 00	34.5	12	0.001
6	3120 06 00	38.5	14	0.001
8	3120 08 00	41	18.5	0.001
10	3120 10 00	51.5	20.5	0.002
12	3120 12 00	60	24.5	0.004
14	3120 14 00	69.5	25.5	0.007

This model is available in nickel-plated brass; please use suffix 85. Example: 3120 04 00 85.
Only compatible with Parker Legris fittings.
Drawing available upon request.

3166 Plug-In Reducer



Technical polymer, NBR

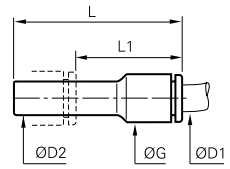

ØD1	ØD2		G	L	L1	kg
3	4	3166 03 04	8.5	37.5	23.5	0.002
4	6	3166 04 06	8.5	37.5	23.5	0.001
	8	3166 04 08	8.5	37.5	19	0.001
	10	3166 04 10	12	44	22.5	0.003
6	8	3166 06 08	10.5	37.5	20	0.001
	10	3166 06 10	10.5	38	17.5	0.002
	12	3166 06 12	14.5	46	23	0.005
	14	3166 06 14	14.5	48	23	0.006
8	10	3166 08 10	13.5	49	28.5	0.003
	12	3166 08 12	13.5	49	24.5	0.004
	14	3166 08 14	17	48	23	0.007
10	12	3166 10 12	21.5	56.5	33.5	0.006
	14	3166 10 14	21.5	58.5	33.5	0.007
12	14	3166 12 14	23.5	58.5	33.5	0.010

3166 Plug-In Reducer — Inch



Technical polymer, NBR

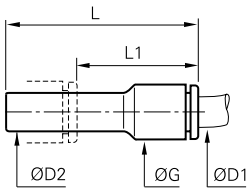

ØD1	ØD2		G	L	L1	kg
1/4	5/16	3166 56 08	11	41	23	0.002
	3/8	3166 56 60	11	41	21	0.002

3168 Plug-In Increaser



Technical polymer, NBR

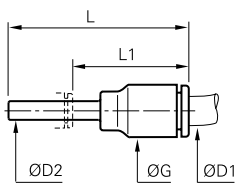

ØD1	ØD2		G	L	L1	kg
6	4	3168 06 04	10.5	35	23	0.001
8	6	3168 08 06	13.5	45	31.5	0.003
	1/4	3168 08 56	16	40	25.5	0.008
10	8	3168 10 08	16	42.5	21	0.009
12	10	3168 12 10	19	49	24.5	0.012

3168 Plug-In Increaser — Inch



Technical polymer, NBR

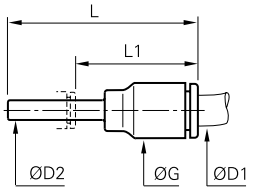

ØD1	ØD2		G	L	L1	kg
1/4	5/32	3168 56 04	11	41	29	0.001
	3/16	3168 56 55	20.5	41	25	0.003

Plug-In Fittings and Accessories

3126 Blanking Plug



Technical polymer

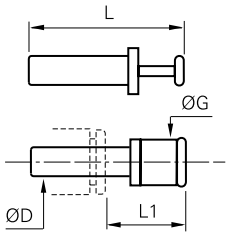

ØD		G	L	L1	kg
3	3126 03 00	6	25	13.5	0.001
4	3126 04 00	4	30	15.5	0.001
6	3126 06 00	8	33	16.5	0.001
8	3126 08 00	10	35	17.5	0.001
10	3126 10 00	12	42	21	0.002
12	3126 12 00	14	45	22	0.003
14	3126 14 00	16	49	23.5	0.005
16	3126 16 00*	19	57	30	0.063

*Nickel-plated brass

3126 Blanking Plug — Inch



Technical polymer

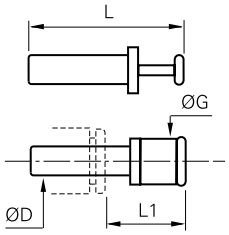

ØD		G	L	L1	kg
1/4	3126 56 00	8	36.5	22	0.001
3/8	3126 60 00	12	42	22	0.002
1/2	3126 62 00	15	48.5	21.5	0.003

5/32" (4 mm) and 5/16" (8 mm) also available

3122 Plug-In Barb Connector



Technical polymer

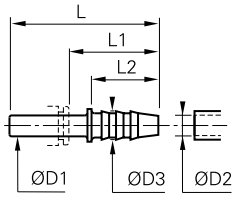

ØD1	ØD2		ØD3	L	L1	L2	kg
4	3.2	3122 04 53	5	37	25	17	0.004
	5	3122 04 05	7	37	25	17	0.005
6	5	3122 06 05	7	39	25	17	0.001
8	6.3	3122 08 56	8.5	39.5	21	17	0.001
	8	3122 08 08	10	44.5	26	22	0.001
10	6.3	3122 10 56	8	45	24.5	17	0.002
	8	3122 10 08	10	50	29.5	22	0.002
12	8	3122 12 08	10	50	26	22	0.002
	10	3122 12 10	12	48.5	25.5	22.5	0.002
	12.5	3122 12 62	14.5	57	34	22.5	0.004
14	12.5	3122 14 62	14.5	59.5	34.5	22.5	0.022

3151 End Cap



Technical polymer, NBR

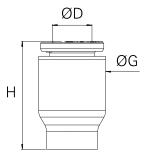

ØD		G	H	kg
4	3151 04 00	8.5	14.7	0.001
6	3151 06 00	10.5	16.9	0.001
8	3151 08 00	13.5	21.9	0.002
10	3151 10 00	16	22.2	0.003
12	3151 12 00	19	27.7	0.006
14	3151 14 00	22	28	0.014

Other products are available upon request; please do not hesitate to consult us.

Banjo Fittings

This range of fittings is ideal when access is only possible from above and **orientation of the tube** is required. This range of modular fittings includes single and multiple configurations, allowing **wide flexibility of design**.

Product Advantages

Compact

- Compact design with minimum space between fittings
- Banjo bolt designed for maximum flow
- Easy access, even when fittings are close together
- Easy assembly and automatic sealing:
  - with pre-coating on taper threads
  - with an integral O-ring seal on parallel threads
- Safe operation: orientation of tube is ensured
- 100% leak-tested in production
- Date coding to guarantee quality and traceability

Modular

- Effortless stacking of banjo bodies to allow construction of 2 to 6 outlets
- Orientable (360°) for perfect alignment
- Modular: tube diameters may be different



Applications

Robotics
Automotive Process
Pneumatics
Semi-Conductors
Textile
Packaging

Technical Characteristics

Compatible Fluids	Compressed air Other fluids: please consult us
Working Pressure	Vacuum to 20 bar
Working Temperature	-20°C to +80°C

Tightening Torque (daN.m)	Threads					
	M3 x0.5	M5 x0.8	G1/8	G1/4	G3/8	G1/2
	0.05	0.1	0.4	0.5	0.6	0.7

Reliable performance is dependent upon the type of fluid conveyed, component materials and tubing being used.
Use is guaranteed with a vacuum of 755 mm Hg (99% vacuum).

Component Materials

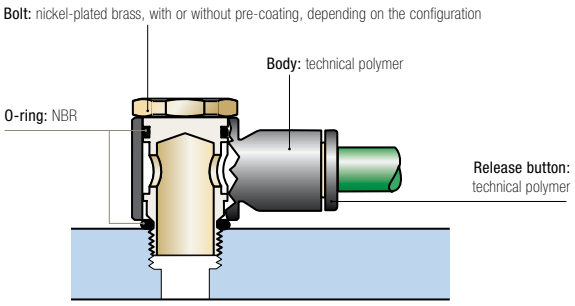

Silicone-free

Regulations

ISO 14743: Pneumatic fluid power, push-in connectors for thermoplastic tubes
DI: 97/23/EC (PED)
DI : 2002/95/EC (RoHS) 2011/65/EC
DI : 1907/2006 (REACH)

Installation Configurations

Thread and bore diameters for part numbers 3524 - 3527 - 3528 - 3529:

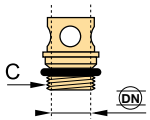

Thread (C)	M5x0.8	G1/8	G1/4	G3/8	G1/2
DN	2.5	5.5	8.5	11	13

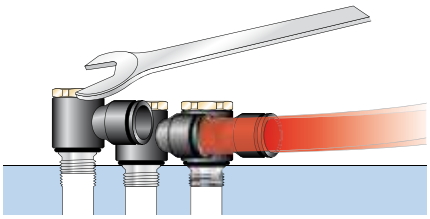

Banjo Fittings

3118 Single Banjo, Male BSPP and Metric Thread



Technical polymer, nickel-plated brass, NBR

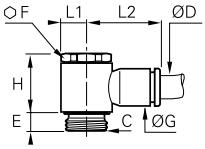

ØD	C		E	F	G	H	L1	L2	kg
3	M3x0.5	3118 03 09*	3	-	8.5	13	5	16	0.005
	M5x0.8	3118 03 19*	4	-	8.5	13	5	16	0.005
4	M5x0.8	3118 04 19*	4	-	8.5	13	5	16.5	0.004
	G1/8	3118 04 10	4	13	8.5	17	7	18.5	0.012
6	M5x0.8	3118 06 19*	4	-	10.5	13	7	18.5	0.004
	G1/8	3118 06 10	4	13	10.5	17	7	20	0.013
	G1/4	3118 06 13	5.5	17	10.5	21	9.5	22	0.023
8	G1/8	3118 08 10	4	13	13.5	16.5	7	25	0.013
	G1/4	3118 08 13	5.5	17	13.5	21	9	27	0.024
	G3/8	3118 08 17	5.5	20	13.5	24.5	11	29	0.038
10	G1/4	3118 10 13	5.5	17	16	21	9.5	29	0.025
	G3/8	3118 10 17	5.5	20	16	24.5	11	31	0.039
	G1/2	3118 10 21	8	25	19	27.5	13.5	36.5	0.083
12	G3/8	3118 12 17	5.5	20	19	24.5	11	34.5	0.044
	G1/2	3118 12 21	8	25	19	27.5	13.5	36.5	0.074

*With screwdriver slot

3018 Single Banjo, Male BSPT Thread



Technical polymer, nickel-plated brass, NBR

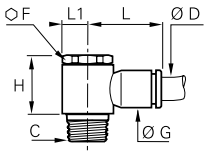

ØD	C		F	G	H	L	L1	kg
4	R1/8	3018 04 10	13	8.5	18.5	18.5	7	0.015
6	R1/8	3018 06 10	13	10.5	18.5	20	7	0.015
	R1/4	3018 06 13	17	10.5	22.5	22	9.5	0.029
8	R1/8	3018 08 10	13	13.5	18.5	25	7	0.016
	R1/4	3018 08 13	17	13.5	22.5	27	9.5	0.030
	R3/8	3018 08 17	21	13.5	26.5	29	11	0.047
10	R1/4	3018 10 13	17	16	22.5	29	9.5	0.032
	R3/8	3018 10 17	21	16	26.5	31	11	0.048
12	R1/4	3018 12 13	21	19	26.5	34.5	11	0.052
	R3/8	3018 12 17	21	19	26.5	34.5	11	0.050
	R1/2	3018 12 21	25	19	30	37	13.5	0.086

Pre-coated thread

3124 Single Banjo, Male/Female BSPP and Metric Thread



Technical polymer, nickel-plated brass, NBR

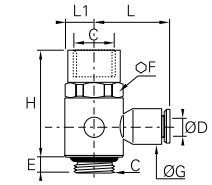

ØD	C		E	F	G	H	L	L1	kg
4	M5x0.8	3124 04 19	4	8	8.5	19	16	5	0.006
	G1/8	3124 04 10	4	13	8.5	25.5	18.5	7	0.015
6	G1/4	3124 06 13	5.5	17	10.5	33	22	9	0.030
8	G3/8	3124 08 17	5.5	20	13.5	37.5	29	11	0.056

This product family was developed to allow assembly of a function fitting on a cylinder.

3149 Twin Banjo, Male BSPP and Metric Thread



Technical polymer, nickel-plated brass, NBR

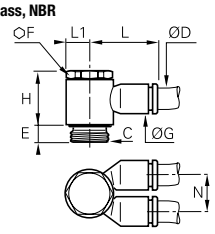

ØD	C		E	F	G	H	L	L1	N	kg
4	M5x0.8	3149 04 19*	4	-	8.5	13	16	4.5	9	0.005
	G1/8	3149 04 10	4	13	10.5	16.5	18.5	7	11.5	0.018
6	G1/8	3149 06 10	4	13	10.5	16.5	18.5	7	11.5	0.014
	G1/4	3149 06 13	5.5	17	13.5	21	27	9.5	14.5	0.035
8	G1/4	3149 08 13	5.5	17	13.5	21	27	9.5	14.5	0.026
	G3/8	3149 08 17	5.5	20	16	24.5	31	11	17	0.053
10	G3/8	3149 10 17	5.5	20	16	24.5	31	11	17	0.042

*With screwdriver slot

3119 Double Banjo, BSPP and Metric Thread



Technical polymer, nickel-plated brass, NBR

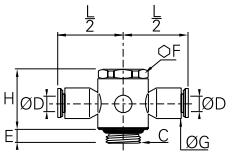

ØD	C		E	F	G	H	L/2	kg
4	M5x0.8	3119 04 19*	4	-	8.5	13	8	0.005
	G1/8	3119 04 10	4	13	11	17	20	0.021
6	G1/8	3119 06 10	4	13	11	17	20	0.024
	G1/4	3119 06 13	5.5	17	13.5	21	26.5	0.031
8	G1/4	3119 08 13	5.5	17	13.5	21	27	0.033
	G3/8	3119 08 17	5.5	20	16	24.5	30.5	0.053
10	G3/8	3119 10 17	5.5	20	16	24.5	31	0.045

*With screwdriver slot

Banjo Fittings

3538 Single Banjo Bodies



Technical polymer, NBR

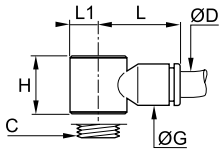

ØD	C		G	H	L	L1	kg
3	M5x0.8	3538 03 19	8.5	13	16	5	0.003
4	M5x0.8	3538 04 19	8.5	13	16	5	0.001
	G1/8	3538 04 10	10.5	14.5	18.5	7	0.002
6	M5x0.8	3538 06 19	11	13	18.5	5	0.001
	G1/8	3538 06 10	10.5	14.5	20	7	0.002
	G1/4	3538 06 13	13.5	18	22	9.5	0.003
8	G1/8	3538 08 10	13.5	14.5	25	7	0.003
	G1/4	3538 08 13	13.5	18	27	9.5	0.004
	G3/8	3538 08 17	13.5	21.5	29	11.5	0.009
10	G1/4	3538 10 13	16	18	29	9.5	0.005
	G3/8	3538 10 17	16	21.5	31	11.5	0.006
	G1/2	3538 10 21	19	22.5	36.5	13.5	0.019
12	G3/8	3538 12 17	19	21.5	34.5	11.5	0.011
	G1/2	3538 12 21	19	22.5	36.5	13.5	0.015

3539 Double Banjo Bodies



Technical polymer, NBR

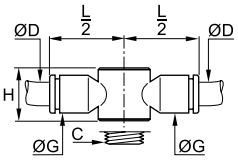

ØD	C		G	H	L/2	kg
4	M5x0.8	3539 04 19	8.5	13	16	0.002
	G1/8	3539 04 10	10.5	14.4	20	0.008
6	G1/8	3539 06 10	10.5	14.4	20	0.011
	G1/4	3539 06 13	13.5	18	26	0.014
8	G1/4	3539 08 13	13.5	18	27	0.013
	G3/8	3539 08 17	16	21.5	30.5	0.020
10	G3/8	3539 10 17	16	21.5	31	0.016

3549 Twin Banjo Bodies



Technical polymer, NBR

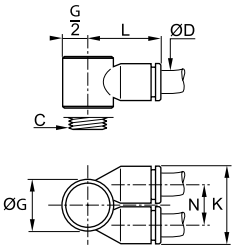

ØD	C		G	K	L	N	kg
4	M5x0.8	3549 04 19	10	17.5	15.5	9	0.003
	G1/8	3549 04 10	14	22.5	20	12	0.007
	G1/4	3549 04 13	18.5	28	25	14.5	0.019
6	G1/8	3549 06 10	14	22.5	20.5	12	0.003
	G1/4	3549 06 13	18.5	28	25	14.5	0.017
	G3/8	3549 06 17	22.5	33	28.5	17	0.013
8	G1/4	3549 08 13	18.5	28	26	14.5	0.010
	G3/8	3549 08 17	22.5	33	29.5	17	0.020
10	G3/8	3549 10 17	22.5	33	29.5	17	0.016

Modular Banjo Fittings

3527 Single Banjo Bolts, Male BSPP and Metric Thread



Nickel-plated brass, NBR

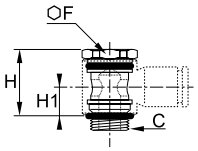

C		F	H	H1	kg
M5x0.8	3527 00 19*	-	17	7.5	0.003
G1/8	3527 00 10	13	17	7.5	0.011
G1/4	3527 00 13	17	21	9.5	0.020
G3/8	3527 00 17	20	24.5	11	0.033
G1/2	3527 00 21	25	27.5	11.5	0.063

*With screwdriver slot
Full bore

3528 Stacking Banjo for 2 Body High Modules, Male BSPP and Metric Thread



Nickel-plated brass, NBR

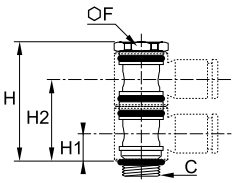

C		F	H	H1	H2	kg
M5x0.8	3528 00 19*	-	24.5	7.5	18.5	0.005
G1/8	3528 00 10	13	31	7.5	22	0.017
G1/4	3528 00 13	17	39	9.5	27.5	0.031
G3/8	3528 00 17	20	46	11	32.5	0.053

*With screwdriver slot
Full bore
Designed for use with 2 banjo bodies

3529 Stacking Banjo for 3 Body High Modules, Male BSPP Thread



Nickel-plated brass, NBR

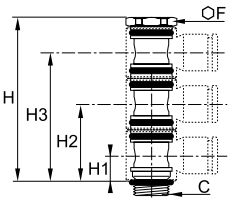

C		F	H	H1	H2	H3	kg
G1/8	3529 00 10	13	45.5	7.5	22	36	0.023
G1/4	3529 00 13	17	54	9.5	27.5	45.5	0.042
G3/8	3529 00 17	20	67.5	11	32.5	54	0.069

Full bore
Designed for use with 3 banjo bodies

3524 Threaded Banjo Bolts, Male/Female BSPP and Metric Thread



Nickel-plated brass, NBR

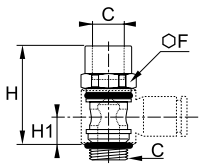

C		F	H	H1	kg
M5x0.8	3524 00 19	8	17	7.5	0.005
G1/8	3524 00 10	13	24.5	7.5	0.013
G1/4	3524 00 13	17	33	9.5	0.027
G3/8	3524 00 17	20	37.5	11	0.038
G1/2	3524 00 21	26	42	11.5	0.067

Full bore

Banjo bolts 3527, 3528, 3529 and 3524 are only usable in association with the corresponding bodies for modular construction 3538, 3539 and 3549.

Thread and passage size for part numbers 3527, 3528, 3529 and 3524.

Thread	M5x0.8	G1/8	G1/4	G3/8	G1/2
DN	2.5	5.5	8.5	11	13

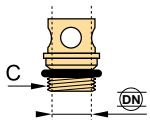

Modular Plug-In Connectors

These connectors allow a **maximum number of tube connections** in a **minimum of space**. Parker Legris offers an **ergonomic solution** to enable quick connection for the most complex installations.

Product Advantages

Panel-Mounted
- Panel mounted to a machine or bulkhead
- Reduced risk of incorrect assembly
- Possible to connect in-line
- Plated metal joiners and clips for reinforcement

In-Line
- Locating pin prevents incorrect assembly
- Cap guides the tubes and protects connections
- Aluminium and technical polymer components
- Bulkhead mountable
- Customised multi-connectors upon request

DIN Rail
- Used alongside electrical connectors
- Pressure indication
- Can be clipped side-by-side into a DIN rail profile [or Ω
- Channels or slots for labels for tube identification





Applications

Robotics
Automotive Process
Pneumatics
Semi-Conductors
Textile
Packaging

Technical Characteristics

Compatible Fluids	Compressed air Other fluids: please consult us
Working Pressure	Vacuum to 10 bar
Working Temperature	-20°C to +80°C

Reliable performance is dependent upon the type of fluid conveyed, component materials and tubing being used.
Use is guaranteed with a vacuum of 755 mm Hg (99% vacuum).

Component Materials

Multi-connectors:
- panel-mounted: zinc-plated steel, technical polymer
- in-line: aluminium, technical polymer
- DIN rail: technical polymer

Connections: LF 3000®



Silicone-free

Installation Configurations

Panel-Mounted



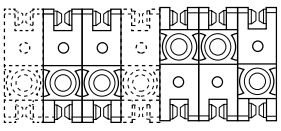

A box contains:
- 10 units
- 20 joining clips and 4 end pins
- 4 mounting brackets
- 4 coupling clips
- 1 dismantling tool

The module is constructed from a number of symmetrical components connected by joining clips. A coupling clip locks the module closed. A dismantling tool allows disconnection.

Maximum 5 modules recommended for the mating module; the fixed module is not limited.

In-Line



DIN Rail Connector



Regulations

ISO 14743: Pneumatic fluid power, push-in connectors for thermoplastic tubes
DI: 97/23/EC (PED)
DI : 2002/95/EC (RoHS), 2011/65/EC
DI : 1907/2006 (REACH)

Modular Plug-In Connectors

3300 Modular Plug-In Connector



Technical polymer, NBR

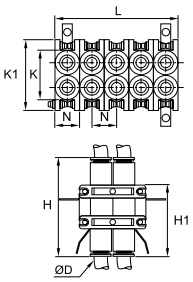

ØD		B	H	H1	K	K1	L	L1	L2	N	kg
4	3300 04 00	21	40.5	29.5	32	20	55	22	6	11	0.078
6	3300 06 00	28	48	38.5	39	27.5	70	28	7.5	14	0.213
8	3300 08 00	28	50	39	39	27.5	70	28	7.5	14	0.025

Clearance hole for Ø3 mm screw

3320 Multi-Connector Male Screw Body



Technical polymer, NBR

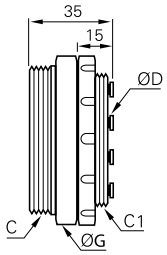

ØD	C	C1		Number of Outlets	G	kg
4	M38x1.5	M32x1.5	3320 04 00 02	2	42	0.046
	M46x1.5	M40x1.5	3320 04 00 04	4	50	0.070
	M46x1.5	M40x1.5	3320 04 00 07	7	50	0.072
	M65x1.5	M58x1.5	3320 04 00 12	12	70	0.136
6	M38x1.5	M32x1.5	3320 06 00 02	2	42	0.050
	M46x1.5	M40x1.5	3320 06 00 04	4	50	0.070
	M46x1.5	M40x1.5	3320 06 00 07	7	50	0.070
8	M38x1.5	M32x1.5	3320 08 00 02	2	45	0.050

The number of male body outlets must correspond to the same number of outlets on the female body.

3321 Multi-Connector Female Screw Body



Technical polymer, NBR

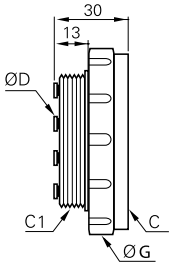

ØD	C	C1		Number of Outlets	G	kg
4	M38x1.5	M32x1.5	3321 04 00 02	2	45	0.040
	M46x1.5	M40x1.5	3321 04 00 04	4	55	0.065
	M46x1.5	M40x1.5	3321 04 00 07	7	55	0.063
	M65x1.5	M58x1.5	3321 04 00 12	12	75	0.124
6	M38x1.5	M32x1.5	3321 06 00 02	2	45	0.043
	M46x1.5	M40x1.5	3321 06 00 04	4	55	0.066
	M46x1.5	M40x1.5	3321 06 00 07	7	55	0.064
8	M38x1.5	M32x1.5	3321 08 00 02	2	45	0.039

The number of female body outlets must correspond to the same number of outlets on the male body.

3329 Multi-Connector Screw Cap



Technical polymer

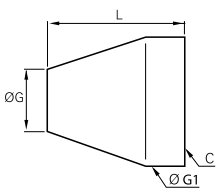

C		Number of Outlets	G	G1	L	kg
M32x1.5	3329 00 01	2	32	42	50	0.043
M40x1.5	3329 00 02	4-7	35	50	55	0.058
M58x1.5	3329 00 03	12	34	70	70	0.139

Overall Dimensions for Bulkhead Mounting

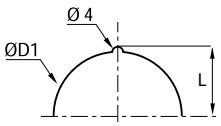

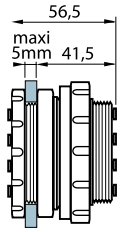

Number of Outlets	L	ØD1
2	17	32.5
4-7	21	40.5
12	30.3	58.5

3379 DIN Rail Connector for 2 Tubes



Technical polymer, NBR

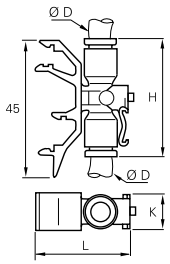

ØD		H	K	L	kg
4	3379 04 00	34.5	11	39.5	0.016
6	3379 06 00	34.5	11	39.5	0.026
8	3379 08 00	46	13	44.5	0.034

Start pressure test point on the system

3381 DIN Rail Connector for 3 Tubes



Technical polymer, NBR

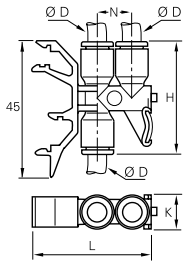

ØD		H	K	L	N	kg
4	3381 04 00	36.5	11	39.5	11.5	0.012
6	3381 06 00	36.5	11	39.5	11.5	0.008
8	3381 08 00	46	13	44.5	14.5	0.013

Start pressure test point on the system


IP 55
24 V DC
FD 392
R 460 007 195
Pe max = 10 bar

Self-Sealing and Oscillating Fittings

Parker Legris has developed these two **innovative** push-in fittings in order to integrate various functions and allow **quick installation** on pneumatic circuits.

Product Advantages



Self-Sealing Fittings

- Prevents fluid flow when there is no tube connected
- Circuits may remain pressurised when being checked and maintained
- When connected, the compressed air flow is restored in both directions

Oscillating Fittings

- Rotation matched to cylinder rod stroke
- Prevents tube wear due to excessive flexing
- Optimum reliability and durability
- Simplifies circuit assembly

Applications

Robotics
Automotive Process
Pneumatics
Semi-Conductors
Textile
Packaging

Technical Characteristics

Compatible Fluids	Compressed air Other fluids: please consult us
Working Pressure	Vacuum to 20 bar (10 bar: self-sealing fitting)
Working Temperature	-20°C to +80°C

Reliable performance is dependent upon the type of fluid conveyed, component materials and tubing being used.
Use is guaranteed with a vacuum of 755 mm Hg (99% vacuum).

Component Materials

Swivel Fitting

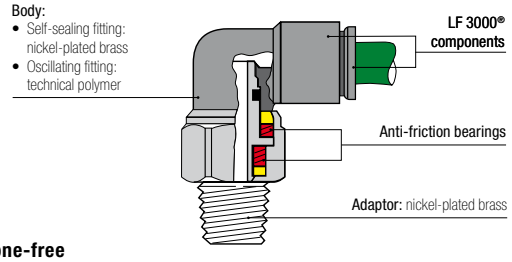

Silicone-free

Regulations

ISO 14743: Pneumatic fluid power, push-in connectors for thermoplastic tubes
DI: 97/23/EC (PED)

DI : 2002/95/EC (RoHS), 2011/65/EC
DI : 1907/2006 (REACH)

Installation Configurations

Self-Sealing Fitting

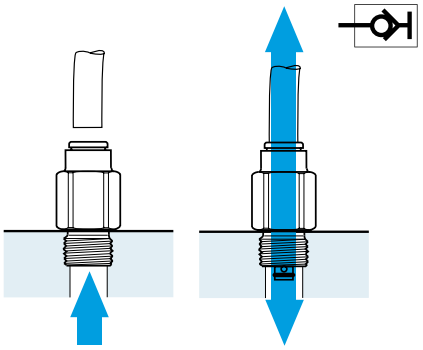

Oscillating Fitting

Tube O.D. (mm)	Torque (daN.m)	Max. Rotation Speed (turn/min.)
4	$<2.5.10^{-3}$	190
6	$<4.10^{-3}$	160
8	$<7.10^{-3}$	120
10	$<11.10^{-3}$	90
12	$<16.10^{-3}$	80

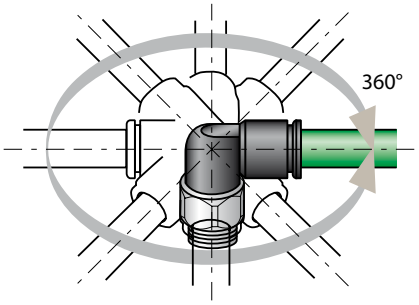

Self-Sealing and Oscillating Fittings

3391 Self-Sealing Stud Fitting, Male BSPP Thread



Nickel-plated brass, NBR

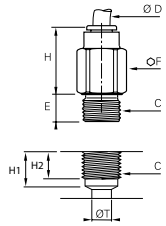

ØD	C		E	F	H	H1	H2	ØT	kg
4	G1/8	3391 04 10	5	13	18	7.5	6	5	0.017
6	G1/8	3391 06 10	5	14	19.5	9	6	7.5	0.019
8	G1/8	3391 08 10	5	14	29.5	10	6	7.5	0.025
	G1/4	3391 08 13	5.5	16	25.5	11	8	9	0.032
10	G3/8	3391 10 17	5.5	20	27.5	13	11	10	0.055

Maximum working pressure: 10 bar

3091 Self-Sealing Stud Fitting, Male BSPT Thread



Nickel-plated brass, NBR

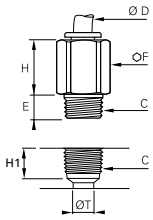

ØD	C		E	F	H	H1	ØT	kg
4	R1/8	3091 04 10	7.5	12	18	9.5	5	0.015
6	R1/8	3091 06 10	7.5	13	19.5	9.5	7.5	0.015
8	R1/8	3091 08 10	6.5	14	25	10.5	7.5	0.024
	R1/4	3091 08 13	11	14	25.5	13.5	9	0.021
10	R3/8	3091 10 17	11.5	17	27.5	14	10	0.035

Maximum working pressure: 10 bar
Pre-coated thread

3160 Self-Sealing Plug-In Fitting



Technical polymer, NBR

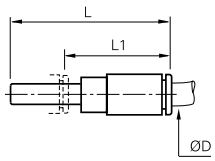

ØD		L	L1	kg
4	3160 04 00	46	33.5	0.006
6	3160 06 00	53.5	31	0.009
8	3160 08 00	58	31	0.014

3159 Oscillating Elbow, Male BSPT Thread



Technical polymer, nickel-plated brass, NBR

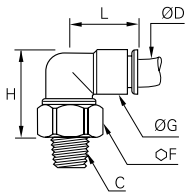

ØD	C		F	G	H	L	kg
4	R1/8	3159 04 10	12	11	22	17.5	0.012
6	R1/8	3159 06 10	14	14	26.5	20.5	0.014
	R1/4	3159 06 13	14	14	23.5	20.5	0.022
8	R1/8	3159 08 10	17	16	32	23.5	0.036
	R1/4	3159 08 13	17	16	29	23.5	0.037
	R3/8	3159 08 17	17	16	25	23.5	0.033
10	R1/4	3159 10 13	19	19.5	37.5	29	0.053
	R3/8	3159 10 17	19	19.5	33.5	29	0.045
12	R1/4	3159 12 13	21	22	44.5	33.5	0.080
	R3/8	3159 12 17	21	22	41	33.5	0.070

Pre-coated thread

3189 Oscillating Elbow, Male BSPP and Metric Thread



Technical polymer, nickel-plated brass, NBR

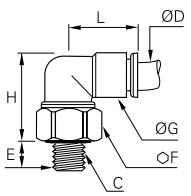

ØD	C		E	F	G	H	L	kg
4	M5x0.8	3189 04 19	3	12	11	24.5	17.5	0.012
	G1/8	3189 04 10	5	13	11	23	17.5	0.013
6	M5x0.8	3189 06 19	3	12	14	27.5	20.5	0.017
	G1/8	3189 06 10	5	14	14	27	20.5	0.019
	G1/4	3189 06 13	5.5	16	14	25.5	20.5	0.023
8	G1/8	3189 08 10	5	17	16	33.5	23.5	0.034
	G1/4	3189 08 13	5.5	17	16	31	23.5	0.034
	G3/8	3189 08 17	5.5	20	16	29.5	23.5	0.042
10	G1/4	3189 10 13	5.5	19	19.5	39	29	0.058
	G3/8	3189 10 17	5.5	20	19.5	37	29	0.050
12	G1/4	3189 12 13	5.5	21	22	46.5	33.5	0.074
	G3/8	3189 12 17	5.5	21	22	45.5	33.5	0.072

Accessories for Push-In Fittings

Parker Legris has designed these different accessories to improve **safety** and circuit **identification**.

Product Advantages

Safety

- Protection of operators and equipment
- Prevents accidental disconnection
- Disconnection only possible with tooling
- Resistance to grease and cleaning agents

Ergonomic

- Colour-coding for fluid circuit identification (6 colours)
- Setting and fixing of your circuits thanks to clips and release button covers
- Easy disconnection with tool where access is difficult
- Adapted to meet all installation configurations



Applications

Robotics
Automotive Process
Pneumatics
Semi-Conductors
Textile
Water Treatment
Beverage Dispensers

Technical Characteristics

Compatible Ranges	LF 3000®, LIQUIfit®
Working Temperature	-20°C to +95°C
Materials	Tamper-proof safety clip, release button cover, clip: technical polymer Reducer and plug: nickel-plated brass

Installation Process

Tamper-Proof Safety Clip



1. Assemble the clip
2. Connect the tube
3. Cut the clip with pliers
4. Remove the clip
5. Release the tube

Coloured Release Button Covers

Coloured release button covers can be mounted on LF 3000® and LIQUIfit® fittings, supplied fitted with manual release buttons.

5 colours are available and allows colour coding to be used throughout circuits.



Disconnection Tool

In cases where access is difficult, this tool can be particularly useful.



Clip Strips

Clips are also designed to fix LF 3000® fittings in series within a minimum of space.



The complete range of accessories can be found in Chapter 9.

Accessories for Push-In Fittings

3130 Tamper-Proof Safety Clip

Technical polymer

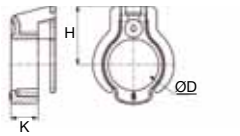

ØD							H	K	kg
4	3130 04 01	3130 04 02	3130 04 03	3130 04 04	3130 04 05	3130 04 10	6.6	3	0.001
6	3130 06 01	3130 06 02	3130 06 03	3130 06 04	3130 06 05	3130 06 10	7.8	3.1	0.001
8	3130 08 01	3130 08 02	3130 08 03	3130 08 04	3130 08 05	3130 08 10	9.5	4.3	0.001
10	3130 10 01	3130 10 02	3130 10 03	3130 10 04	3130 10 05	3130 10 10	10.8	4.2	0.002
12	3130 12 01	3130 12 02	3130 12 03	3130 12 04	3130 12 05	3130 12 10	12.5	5.1	0.003
14	3130 14 01	3130 14 02	3130 14 03	3130 14 04	3130 14 05	3130 14 10	15	6	0.004

CLIP Clip Strip for Tubes and Fittings



Technical polymer

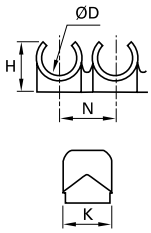

ØD	
4	CLIP 04 00
6	CLIP 06 00
8	CLIP 08 00
10	CLIP 10 00
12	CLIP 12 00
14	CLIP 14 00

Delivered in boxes of 10 strips of the same diame

3000 Disconnection Tool



Treated steel

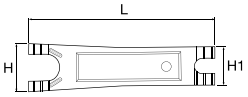

	H	H1	L	kg
3000 70 00	25	20	96	0.021

For disconnecting LF 3000® tubing/fittings where access is difficult, we recommend the use of this disconnection tool.

3110 Coloured Release Button Covers

Technical polymer



ØD						kg
4	3110 04 00	3110 04 02	3110 04 03	3110 04 04	3110 04 05	0.001
6	3110 06 00	3110 06 02	3110 06 03	3110 06 04	3110 06 05	0.001
8	3110 08 00	3110 08 02	3110 08 03	3110 08 04	3110 08 05	0.001
10	3110 10 00	3110 10 02	3110 10 03	3110 10 04	3110 10 05	0.001
12	3110 12 00	3110 12 02	3110 12 03	3110 12 04	3110 12 05	0.001
14	3110 14 00	3110 14 02	3110 14 03	3110 14 04	3110 14 05	0.002

0178 Reducer, Male/Female BSPP and Metric Thread



Nickel-plated brass, NBR

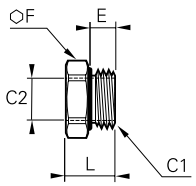

C1	C2		E	F	L	kg
M7x1	M5x0.8	0178 55 19	5	10	12	0.005
G1/8	M5x0.8	0178 10 19	5	13	9	0.006
G1/4	G1/8	0178 13 10	5.5	16	9.5	0.006
G3/8	G1/8	0178 17 10	5.5	20	10.5	0.016
	G1/4	0178 17 13	5.5	20	10.5	0.011
G1/2	G1/4	0178 21 13	7.5	24	12.5	0.024
	G3/8	0178 21 17	7.5	24	12.5	0.016
G3/4	G1/2	0178 27 21	7.5	32	13.5	0.035

With integrated O-ring seal

0222 Internal Hex Plug, Male BSPP and Metric Thread



Nickel-plated brass, NBR

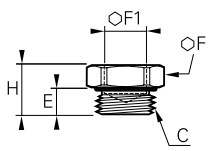

C		E	F	F1	H	kg
M5x0.8	0222 19 00	3.5	8	2.5	7	0.002
M7x1	0222 55 00	5	10	3	8.5	0.003
G1/8	0222 10 00	5	13	5	8.5	0.006
G1/4	0222 13 00	5.5	16	6	9.5	0.010
G3/8	0222 17 00	5.5	20	8	10.5	0.019
G1/2	0222 21 00	7.5	24	10	12	0.030

With integrated O-ring seal