ANTISTATIC SERIES ELECTRONICS PLIERS



Safety first: Never use antistatic tools when working on live components.

STATIC ELECTRICITY CAN DESTROY ELECTRONIC COMPONENTS
As they become smaller and more sophisticated, electronic circuits are increasingly at risk from static electricity - especially when the charge can build up to several thousand volts.

CONTROLLING ELECTROSTATIC BUILD-UP MAKES ECONOMIC SENSE.

While the cost of a faulty component at acceptance-test stage is relatively small, it starts to increase once the component has reached the board, and escalates markedly once a fault involves sending back a complete unit. But the most important benefit in controlling static electricity is customer satisfaction.

Facom solves the problem with an antistatic range to EN 100-015/1.

For safe work on printed circuits, all tools and equipment used should be interlinked and effectively connected to earth.
Measurements and tests on antistatic screwdrivers and electronics pliers have been carried out in laboratories approved by the electrical industry.

◆◆ BULLET-NOSE PLIERS

▼ SLIM-JOINT MODELS FOR PRECISION

▷ ISO 9654
• Suitable for miniature electronic components.
• Flush-cut model is longer for increased reach.
⚖: 55g.

	Cut	Cu – Ni wire Ø mm	Fe wire 30 HRc Ø mm
405.8E		0,2 - 1	0,5
406.8E		0,1 - 1	
407.8E		0,1 - 1	



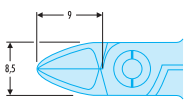

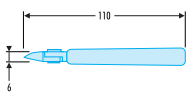

▼ COMPACT MODELS FOR MANOEUVRABILITY

▷ ISO 9654
• Slimmer bullet-nose profile combines cutting performance with manoeuvrability.
• Available with offcut retaining system.
• Model 405 is suitable for cutting piano wire Ø 0.4 mm.
⚖: 65g.

	Cut	Cu – Ni wire Ø mm	Fe wire 30 HRc Ø mm
405.E		0,3 - 1,3	0,7
406.E		0,1 - 1,3	0,7
407.E		0,1 - 1,3	



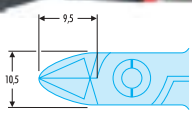

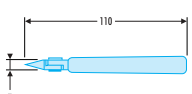

◆◆ POINTED NOSE CUTTING PLIERS

▼ POINTED MODELS

416.E

▷ ISO 9654.
• Taper nose for improved accessibility.
⚖: 65 g.

	Cut	Cu – Ni wire Ø mm	Fe wire 30 HRc Ø mm
416.E		0,1 - 1,0	0,5



▼ POINTED SLIM-NOSE MODELS FOR MANOEUVRABILITY

▷ ISO 9654
• Slots in and around printed-circuit components, allowing good visibility.
⚖: 65g.

	Cut	Cu – Ni wire Ø mm	Fe wire 30 HRc Ø mm
416.PE		0,1 - 0,8	0,4
417.PE		0,1 - 0,8	

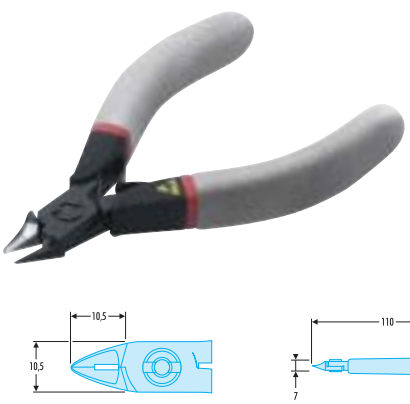

▼ HEAVY-DUTY TAPER NOSE

416.12E

▷ ISO 9654.
• Suitably sized for production applications.
⚖: 105 g.

	Cut	Cu – Ni wire Ø mm	Fe wire 30 HRc Ø mm
416.12E		0,3 - 1,6	0,7

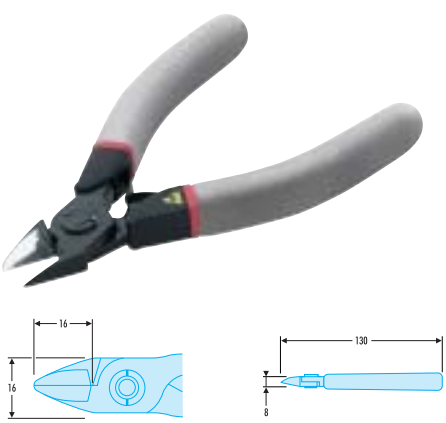

ANTISTATIC SERIES ELECTRONICS PLIERS

◆◆ ANGLED-NOSE CUTTING PLIERS

▼ 30° CUTTERS

427.E

▷ ISO 9654.
• "ESD" model.
• Cutting edges at 30° with back clearance.
ΔΣ: 65 g.

⊃	Cut	Cu – Ni wire Ø mm	Fe wire 30 HRc Ø mm
427.E	⌐¬	0,2 - 0,6	●

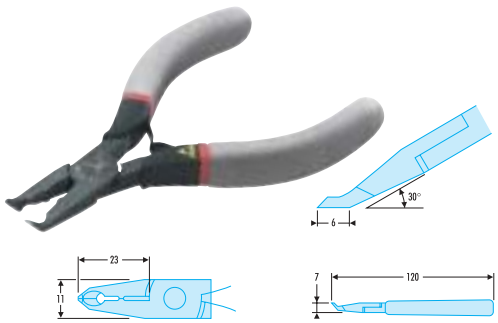

▼ 70° CUTTERS

429.E

▷ ISO 9654.
• "ESD" model.
• Narrow cutting edges at 70° with back clearance.
ΔΣ: 66 g.

⊃	Cut	Cu – Ni wire Ø mm	Fe wire 30 HRc Ø mm
429.E	⌐¬	0,2 - 1,0	●

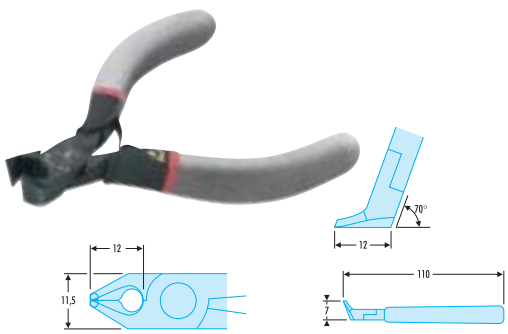

◆◆ CUTTING PLIERS FOR DIP AND SMD COMPONENTS

▼ DIAGONAL CUTTERS FOR DIP AND SMD COMPONENTS

417.SPE

▷ ISO 9654, DIN ISO 9654, NF ISO 9654
• Designed to slot in the 0.65 mm gap between lugs of DIP components. The slender nose of this tool precludes its use for other purposes.
ΔΣ: 60 g.

⊃	Confort/ESD	Cut	Cu – Ni wire Ø mm
417.SPE	ESD	⌐¬	0,1 - 0,7

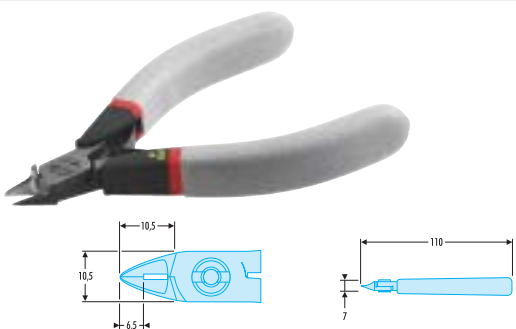

▼ DIAGONAL CUTTERS FOR DIP AND SMD COMPONENTS

437.E

• Pointed, slim nose allows full access to DIP or SMD components.
• Flush cut.
• Cu-Ni wire Ø 0.1 to 0.6 mm.
ΔΣ: 40 g.

