Inductive Sensors



Housing Style	Part Number	ID Number	Features	Sensing Range (mm)	Output
8 mm - Embeddable, Miniature Threaded, *picofast*® Quick Disconnect 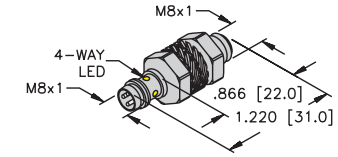	Bi 1.5-EG08K-AN6X-V1131	S4672540	***Short Barrel***	1.5	**3-Wire DC NPN**
	Bi 2-EG08K-AN6X-V1131	S4669550	***Short Barrel***	2	
	Bi 1.5-EG08K-AP6X-V1131	S4672440	***Short Barrel***	1.5	**3-Wire DC PNP**
	Bi 2-EG08K-AP6X-V1131	S4669450	***Short Barrel***	2	
	Bi 2-EG08K-AP6X-V1131/S957*	S4669452		2	
	Bi 1.5-EG08K-Y1-V1131	S1003630	***Short Barrel***	1.5	**2-Wire DC NAMUR**
8 mm - Embeddable, Miniature Threaded, *picofast* Quick Disconnect 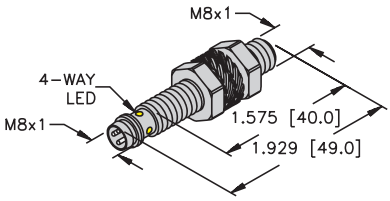	Bi 1.5-EG08-AN6X-V1131	S4602350		1.5	**3-Wire DC NPN**
	Bi 1.5U-EG08-AN6X-V1131	S4600530	***Uprox***	1.5	
	Bi 2-EG08-AN6X-V1131	S4602150	***Ext. Range***	2	
	Bi 2U-EG08-AN6X-V1131	S4602036	***Uprox***	2	
	Bi 1.5-EG08-AP6X-V1131	S4602220		1.5	**3-Wire DC PNP**
	Bi 1.5U-EG08-AP6X-V1131	S4600520	***Uprox***	1.5	
	Bi 2-EG08-AP6X-V1131	S4602050	***Ext. Range***	2	
	Bi 2-EG08-AP6X-V1131/S1589	S4602050-1	***weldguard***®	2	
	Bi 2U-EG08-AP6X-V1131	S4602033		2	
	Bi 1.5-EG08-Y1-V1131	S1003530		1.5	**2-Wire DC NAMUR**
8 mm - Embeddable, Miniature Threaded, *picofast* Quick Disconnect 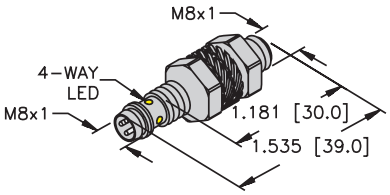	Bi 2-G08K-AP6X-V1131	S4672803	***Ext. Range***	2	**3-Wire DC PNP**
8 mm - Embeddable, Miniature Threaded, *picofast* Quick Disconnect 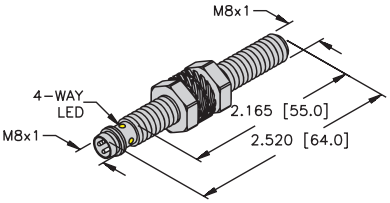	Bi 2-G08-AP6X-V1131	S4602002			**3-Wire DC PNP**

* Full flush mounting in steel without reducing 2 mm sensing range.

TURCK
Industrial
Automation

Voltage	Switching Freq. (Hz)	Operating Current (mA)	Operating Temp. (°C)	Protection	Housing	Face	Power LED	Output LED	Mating Cordset	Wiring Diagram #
10-30 VDC	3000	≤150	-25 to +70	IP 67	SS	PA 12	N/A	YE	PKG 3Z-*	1
	3000	≤150	-25 to +70	IP 67	SS	PA 12	N/A	YE	PKG 3Z-*	1
10-30 VDC	3000	≤150	-25 to +70	IP 67	SS	PA 12	N/A	YE	PKG 3Z-*	2
	3000	≤150	-25 to +70	IP 67	SS	PA 12	N/A	YE	PKG 3Z-*	2
	3000	≤150	-25 to +70	IP 67	SS	PA 12	N/A	YE	PKG 3Z-*	2
5-30 VDC	5000	Remote	-25 to +70	IP 67	SS	PA 12	N/A	N/A	PKG 3Z-*	3
10-30 VDC	3000	≤150	-25 to +70	IP 67	SS	PA 12	N/A	YE	PKG 3Z-*	1
	2000	≤150	-30 to +85	IP 68	SS	PA 12	N/A	YE	PKG 3Z-*	1
	3000	≤150	-25 to +70	IP 67	SS	PA 12	N/A	YE	PKG 3Z-*	1
	1000	≤150	-30 to +85	IP 68	SS	PA 12	N/A	YE	PKG 3Z-*	1
10-30 VDC	3000	≤150	-25 to +70	IP 67	SS	PA 12	N/A	YE	PKG 3Z-*	2
	2000	≤150	-30 to +85	IP 68	SS	PA 12	N/A	YE	PKG 3Z-*	2
	3000	≤150	-25 to +70	IP 67	SS	PA 12	N/A	YE	PKG 3Z-*	2
	3000	≤150	-25 to +70	IP 67	SS	WG	N/A	YE	PKG 3Z-*	2
	1000	≤150	-30 to +85	IP 68	SS	PA 12	N/A	YE	PKG 3Z-*	2
5-30 VDC	5000	Remote	-25 to +70	IP 67	SS	PA 12	N/A	N/A	PKG 3Z-*	3
10-30 VDC	3000	≤150	-25 to +70	IP 67	SS	PBT	N/A	YE	PKG 3Z-*	2
10-30 VDC	3000	≤150	-25 to +70	IP 67	SS		N/A	YE	PKG 3Z-*	2

Wiring Diagrams

Diagram 1

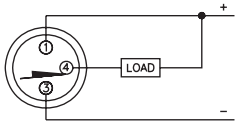

Diagram 2

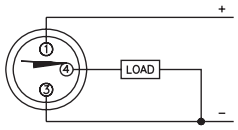

Diagram 3

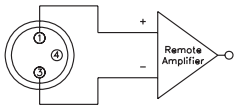

* Length in meters.

WIRING DIAGRAM

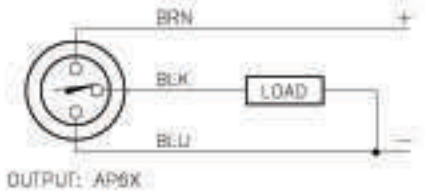

OUTPUT: AP6X

SHORT-CIRCUIT AND OVERLOAD PROTECTED

LOCKNUT LN-SS8

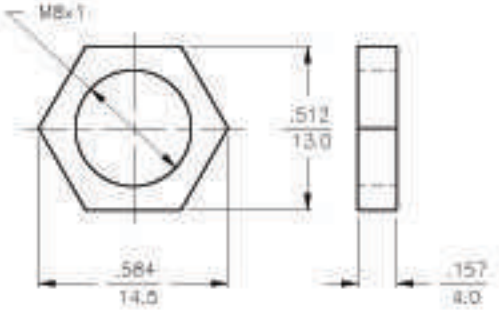

SPECIFICATIONS

OPERATING VOLTAGE	10–30 VDC
RIPPLE	≤ 10%
DIFFERENTIAL TRAVEL (HYSTERESIS)	1–15% (5% TYPICAL)
VOLTAGE DROP ACROSS CONDUCTING SENSOR	≤ 1.8 V at 150 mA
OUTPUT FUNCTION	NORMALLY OPEN 2-WIRE DC SELF-CONTAINED
TTL COMPATIBLE	NO
SHORT-CIRCUIT PROTECTED	YES
TRIGGER CURRENT FOR OVERLOAD PROTECTION	≥ 170 mA
CONTINUOUS LOAD CURRENT	≤ 150 mA
OFF-STATE (LEAKAGE) CURRENT	< 10μ A
NO-LOAD CURRENT	5.5–9.5 mA
TIME DELAY BEFORE AVAILABILITY	≤ 8 ms
POWER-ON EFFECT PROTECTION	INCORPORATED
REVERSE POLARITY PROTECTION	INCORPORATED
WIRE-BREAK PROTECTION	INCORPORATED
PROTECTION AGAINST TRANSIENTS	EN 60947-5-2
OPERATING TEMPERATURE	–25°C to +70°C (–13°F to +158°F)
ENCLOSURE	MEETS NEMA 1, 3, 4, 6, 12 AND IEC IP67
SHOCK	30 g, 11 ms
VIBRATION	55 Hz, 1 mm AMPLITUDE (IN ALL 3 PLANES)
LED FUNCTION	RED: OUTPUT ENERGIZED
RATED OPERATING DISTANCE(Sn)	2 mm = .078" (NOMINAL)
SWITCHING FREQUENCY	3000 Hz
REPEATABILITY	≤ 2% of RATED OPERATING DISTANCE
EMBEDDABLE (SHIELDED)	YES
MATING PLUGS/CABLES	3-PIN "PICOFAST" CONSTRUCTION

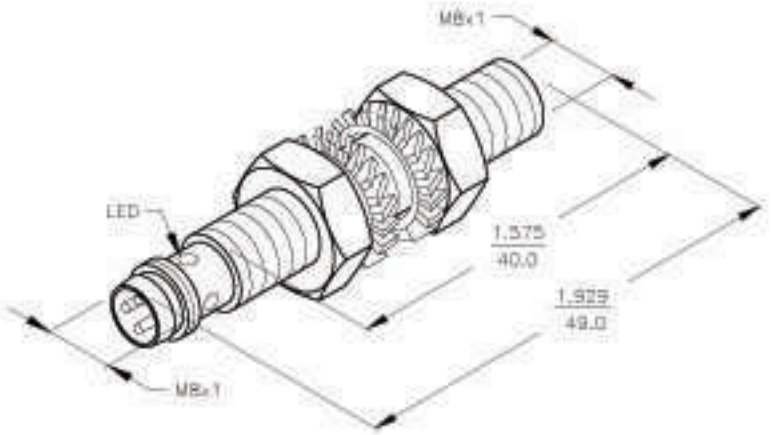

RELATED DOCUMENTS
1.
2.
3.
4.

3RD ANGLE PROJECTION

THIS DRAWING IS PROPERTY OF TURCK INC. USE OF THIS DOCUMENT WITHOUT WRITTEN PERMISSION IS PROHIBITED.

TURCK INC
High Technology Sensors and Automation Controls

MATERIAL: STAINLESS STEEL

FINISH:

TOLERANCES UNLESS OTHERWISE SPECIFIED
.X ±0.05
.XX ±0.01
.XXX ±0.005
ANGLES ±1°
ALL MILLIMETER DIMENSIONS ARE REFERENCE ONLY

DRFT: IC — DATE: 3/24/97
DSGN: — SCALE: NONE

UNIT OF MEASUREMENT
INCH [MILLIMETER]
DO NOT SCALE THIS DRAWING

DESCRIPTION: BI 2-EG08-AP6X-V1131

IDENTIFICATION NO.: S4602050 — REV: A

FILE: S4602050 — SHEET 1 OF 1

REV	DESCRIPTION	BY	DATE	ECO NO
A	DRAWING RELEASE	RDS	11/04/02	5504