2.3 Models NTC*WH*

Storage conditions	-50T105 °C
Operating range	-50T105 °C
Connections	Stripped ends, dimensions: 5±1 mm
Sensor	NTC 10 kΩ ±1% a 25 °C Beta 3435
Precision	± 0,3 °C @ 25 °C ± 1 °C @ 80 °C ±1,2 °C @ -20 °C
Dissipation factor (in air)	ca. / approx. 2,2 mW/°C
Thermal constant over time (in water)	ca. / approx. 30 s
Cable	Two-wire with double sheath, AWG22, tinned copper with electrical resistance ≤63 Ω/km - Insulation: TPE specific for immersion in water on outer sheath, PP/Co inside on wires, OD 3.5 mm max
Sensitive element index of protection	IP68
Sensitive element housing	PP/Co with AISI 316 outer cap
Classification according to protection against electric shock (sensitive element and cable)	Supplementary insulation for 250 Vac;
Category of resistance to heat and fire	Flame retardant
Standard	NSF (only for 1,5-3-6 m versions)

Tab. 2.b

Version 1

* = see table of product codes in price list

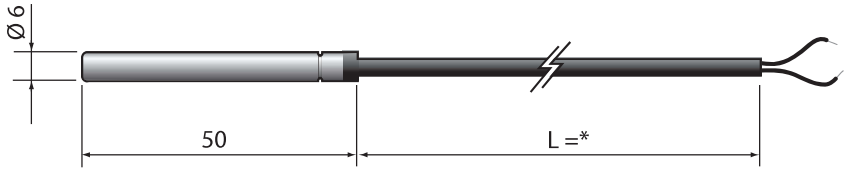

Fig. 2.c

Version 2

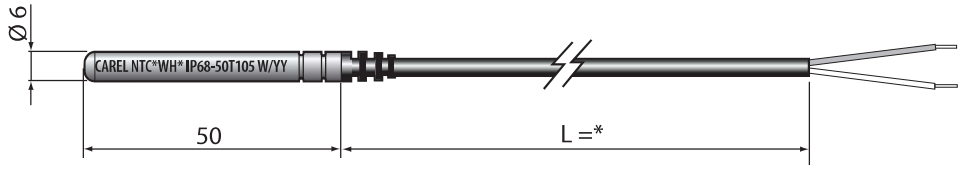

Fig. 2.d

Accessories

- Socket: nickel-coated brass - 1413306AXX

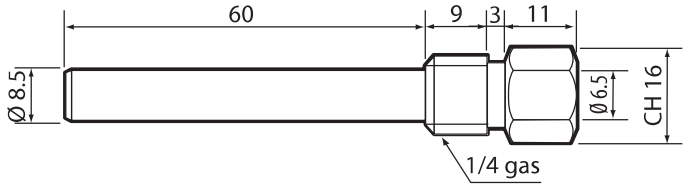

Fig. 2.e

Maximum operating pressure: 35 bar
Temperature: -20…95°C

- Socket 2: AISI 316 - code 1413309AXX

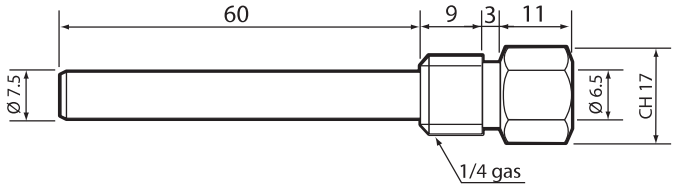

Fig. 2.f

Maximum operating pressure: 40 bar
Temperature: -20…95°C

Note: cable secured with PG7, IP68 cable gland applied to hexagonal end. - kit available complete with socket and cable gland

- Compression fitting with metal olive - code 1309589AXX

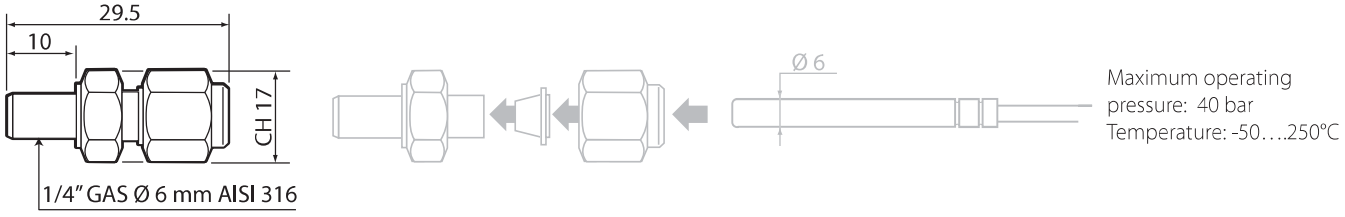

Fig. 2.g

Maximum operating pressure: 40 bar
Temperature: -50….250°C