Ecodetectors, 360° - PIR

Catalogue number(s): 0 488 98 - 0 697 40/80

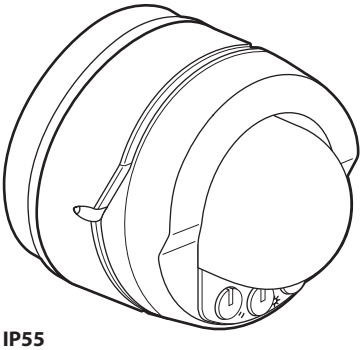

IP55

CONTENTS Page

1. Use 1
2. Technical characteristics 1
3. Overall dimensions 2
4. Connection 2
5. Dismantling 2
6. Installation 3
7. Settings 4
8. Performance 4
9. Maintenance 5
10. Standards and approvals 5

1. USE

This device enables a light source to be controlled automatically by detecting movement in the monitoring area.
It can be installed outdoors (car park or garage entrance) and also in cellar, test room or laboratory type areas.
Movement detectors with 360° detection angle.
Type of detection: infrared (PIR)
Type of mounting: ceiling, wall

2. TECHNICAL CHARACTERISTICS

Voltage: 240 V~
Frequency: 50/60 Hz
Consumption on standby: 0.75 W
Output via normally open contact connected to the phase
Wiring: 1 x 2.5 mm^2/2 x 1.5 mm^2
Number of terminals: 4
Terminal type: screw
Drilling diameter for installation with flush-mounting box: 67 mm
Weight: 114 g
Impact resistance: IK04
Penetration by solid and liquid matter: IP55
Usage temperature: -5°C to +45°C
Storage temperature: -25°C to +70°C

2. TECHNICAL CHARACTERISTICS (continued)

Products qualified for 40,000 operations
Zero current breaking: in order to limit the effect of currents on the cut-off relays, induced by fluorescent loads in particular, this detector breaks at zero current. Switching takes place when the voltage is at point 0 which ensures a longer service life for the sources and the detector.

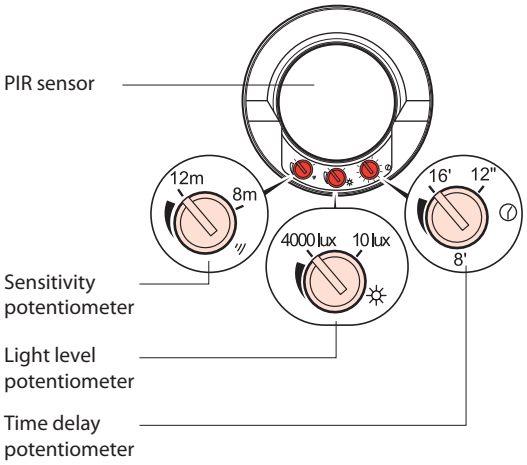

	①		②		③		④		⑤	
230 V~	2000 W	8.6 A	2000 VA	8.6 A	5 x (2x36 W)	2.1 A	2000 VA	8.6 A	2000 VA	8.6 A

	⑥		⑦		⑧		⑨		⑩	
230 V~	5 x (2x36 W)	2.1 A	1000 VA	4.3 A	1000 VA	4.3 A	1000 VA	4.3 A	200 W	0.9 A

1 - Halogen bulbs
2 - ELV halogen bulbs with separate ferromagnetic ballast
3 - Fluorescent tubes with separate ferromagnetic ballast
4 - Compact fluorescent bulbs with separate ferromagnetic ballast
5 - ELV halogen bulbs with separate electronic ballast
6 - Fluorescent tubes with separate electronic ballast
7 - Compact fluorescent bulbs with built-in electronic ballast
8 - Compact fluorescent bulbs with separate electronic ballast
9 - LED bulbs with separate electronic ballast
10 - LED bulbs with built-in electronic ballast

3. OVERALL DIMENSIONS

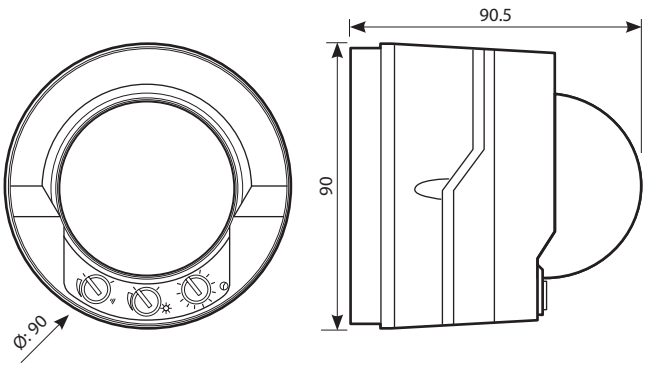

4. CONNECTION

■ 4.1 Wiring without auxiliary control:

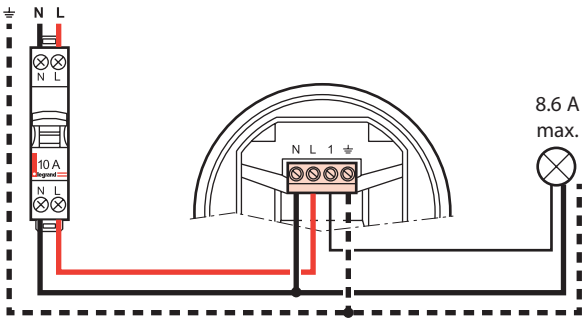

■ 4.2 Wiring for a single load connected in parallel

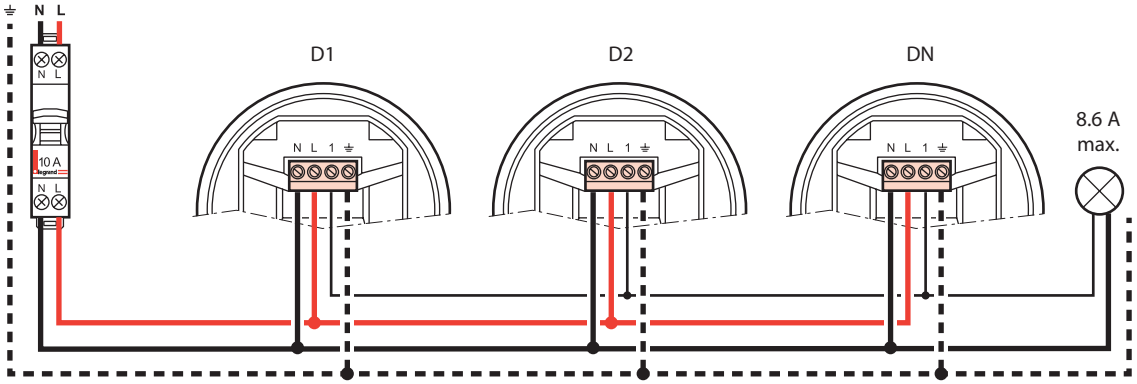

5. DISMANTLING

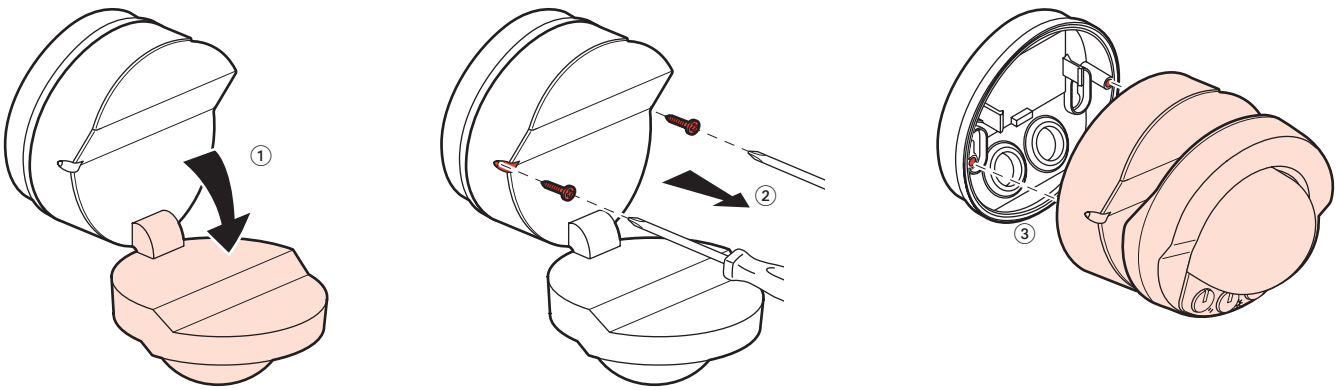

6. INSTALLATION

■ 6.1 Positioning the detector

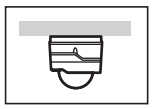

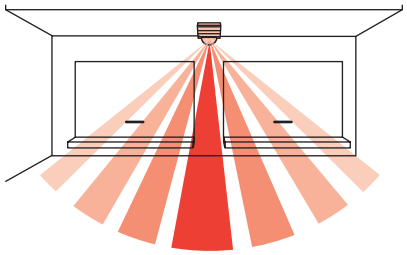



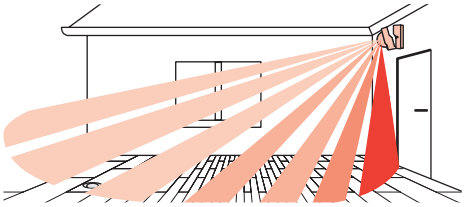



■ 6.2 Positioning

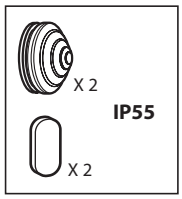

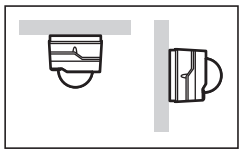

Caution:

Break the tabs to let water drain out.

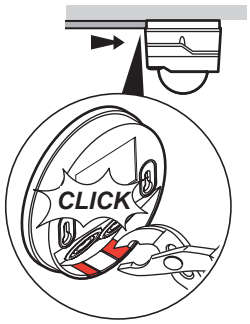

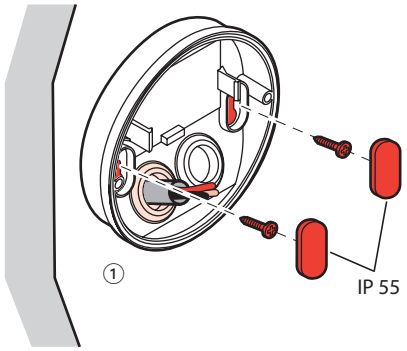

6. INSTALLATION (continued)

■ 6.2 Positioning (continued)

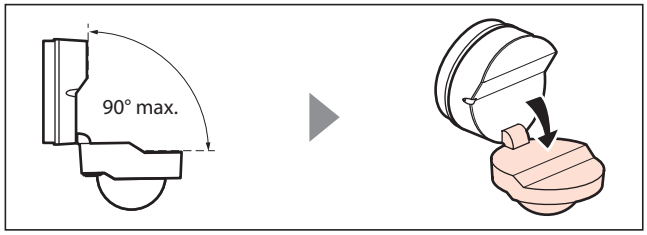

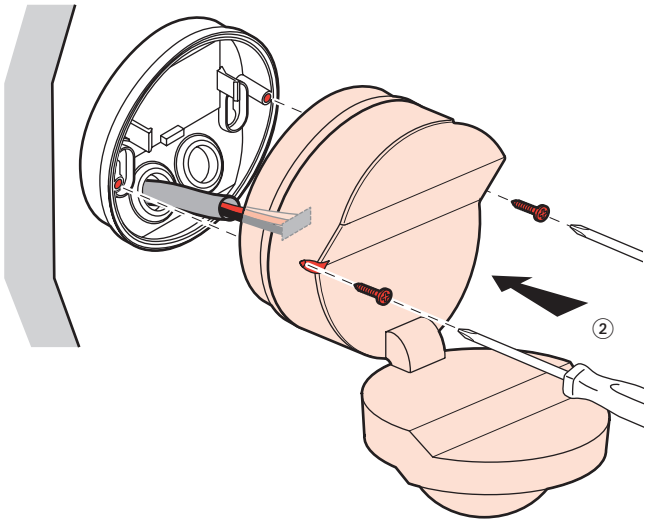

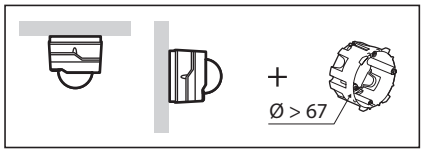

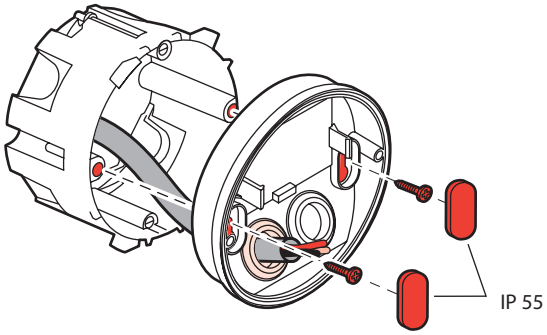

6. INSTALLATION (continued)

6.2 Positioning (continued)

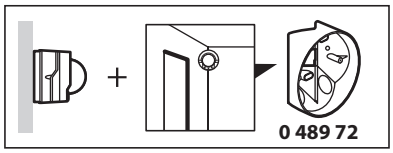

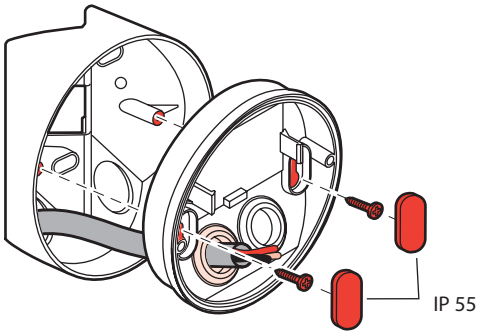

7. SETTINGS

7.1 Detection parameters

Sensor parameter	Default value	Modifiable parameters
Time delay	Min.	12 s to 16 min
Sensitivity	8 m - 12 m	8 m - 12 m
Auto on/Auto off mode	Active	Not modifiable

Time delay: Length of time the load remains on after detection.

Sensitivity: Detection range setting.

Auto on/Auto off mode:
Switch-on is automatic:
- On detection of presence, if there is insufficient natural light.

Switch-off is automatic:
- If no presence is detected and at the end of the set time delay.

Any new detection triggers automatic switch-on if there is insufficient light.

7.2 Light level parameter

Sensor parameter	Default value	Modifiable parameters
Light level threshold	Max.	10 to 1275 lux - Max.

Light level threshold: Value at which the load switches on if the natural light level is below the setting.

8. PERFORMANCE

8.1 Ceiling mounting

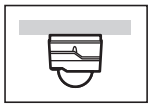

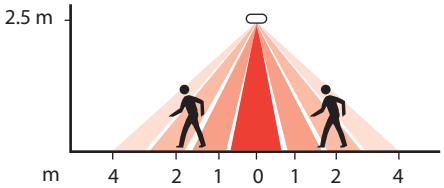

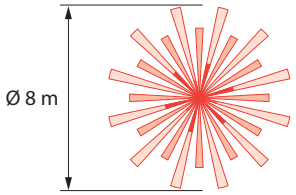

8.2 Wall mounting



8.2.1 Radial movement

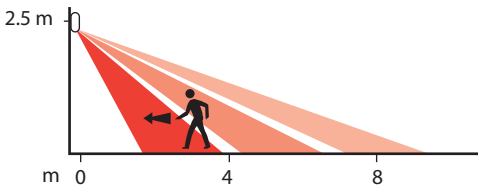

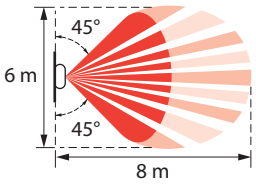

8.2.2 Tangential movement

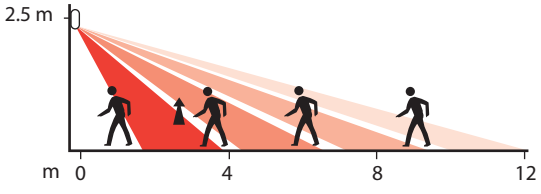

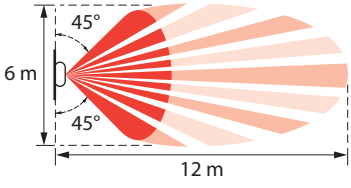

9. MAINTENANCE

Keep the lens clean.
Clean the surface with a cloth.
Do not use: acetone, tar-removing cleaning agents or trichloroethylene.
Resistant to the following products: - Hexane (EN 60669-1)
- Methylated spirit
- Soapy water
- Diluted ammonia
- Bleach diluted to 10%
- Window cleaning products

Caution:

Always test before using other special cleaning products.

10. STANDARDS

Directive: CE

Installation standards: NFC 15-100

Product standards: IEC 60669-2-1

Environmental standards:
- European directive 2002/96/EC:
  WEEE (Waste Electrical and Electronic Equipment)
- European directive 2002/95/EC:
  RoHS (Restriction of Hazardous Substances)
- Decrees and/or regulations: ERP (public buildings)
  ERT (workplace buildings)
  IGH (high-rise buildings)

Note:

All technical information is available at

www.legrandoc.com