

Screw clamp module

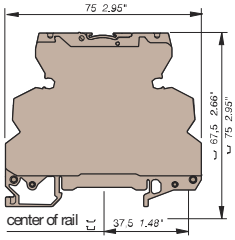

Spring clamp module

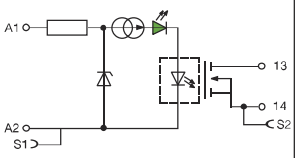

OB...OC 1000 - 5-12 V DC

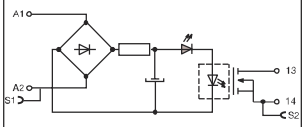

OB...OC 1500 - 24 V AC/DC
OB...OC 1000
24 V DC
48-60-115-230 V AC/DC

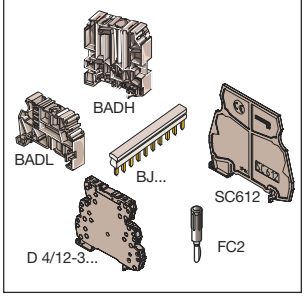

Optocoupler : 5 to 58 V DC output / 2 A - 6 mm *.236*" spacing

Characteristics

Opto. characteristics	OB...OC 1000		OB...OC 1500	OB...OC 1000			
INPUT							
Input voltage +20% -15% on DC, +10% -10% on AC	5 V DC - 12 V DC	24 V DC	24 V AC/DC	48 V AC/DC	60 V AC/DC	115 V AC/DC	230 V AC/DC
Frequency			50 / 60 Hz	50 / 60 Hz	50 / 60 Hz	50 / 60 Hz	50 / 60 Hz
Input current	5 mA | 9 mA	5,4 mA	6,3 mA	4 mA	5,1 mA	4,2 mA	4 mA
Pull-in voltage at Is=100%	4 V	12 V	15 V	27 V	27 V	50 V	80 V
Switching time C / O	15 µs / 250 µs	30 µs/400 µs	1 ms/7 ms	5 ms/20 ms	5 ms/20 ms	500 µs/10 ms	1 ms / 15 ms
Operating frequency	2000 Hz	1000 Hz	60 Hz	20 Hz	20 Hz	50 Hz	35 Hz
Permissible leakage current	1 mA	0,8 mA	0,9 mA	1 mA	1 mA	0,3 mA	0,3 mA

OUTPUT		
Output voltage		4,5 to 58 VDC
Output current min.		1 mA
Output current max.		2 A
Output leakage current at Umax.		< 50 µA
Residual voltage at I max and U rated	typical	0,1 V
	max.	0,5 V
Frequency on inductive load		
Isolation Input / Output		2500 V RMS
TEMPERATURE		
Ambient temperature	storage	-40°C to +80°C
	operating	-20°C to +70°C (1)

Other characteristics		Screw clamp	Spring clamp
Body material	grey	UL 94 V0	UL 94 V0
Wire size	Solid wire	0,2 - 4 mm² / 24 - 12 AWG	0,2 - 2,5 mm² / 24 - 12 AWG
	Stranded wire	0,22 - 2,5 mm² / 24 - 12 AWG	0,22 - 2,5 mm² / 24 - 12 AWG
Rated wire size		2,5 mm² / 12 AWG	2,5 mm² / 12 AWG
Wire stripping length		9 mm *.354*"	9 mm *.354*"
Recommended screwdriver		3,5 mm *.137*"	3,5 mm *.137*"
Protection		IP20 *NEMA1*	IP20 *NEMA1*
Recommended torque		0,4 - 0,6 Nm *3.5 - 5.3 lb.in*	0,4 - 0,6 Nm *3.5 - 5.3 lb.in*
Approvals		c UL us, SP (pending), GL, LRS, CE	
Reference standards		CEI 947-7-1 / CEI 947-1 / CEI 1131-2 (in relevant parts) / CEI 60664-1 / CEM : IRC 1000-4-2, 3, 4, 5, 6.	

(1) Over 55°C, blocks have to be mounted on horizontal rail with 10 mm spacing between each block. For vertical rail mounting use temperature is 15°C less decreased.

Order codes

Description	Type	Order P/N	Packaging	Weight kg
Optocoupler module 2 A/DC	OBOC 1000-5-12VDC	1SNA **645 050 R1700**	10	0,02
Optocoupler module 2 A/DC	OBOC 1000-24VDC	1SNA **645 051 R0400**	10	0,02
Optocoupler module 2 A/DC	OBOC 1500-24VAC/DC	1SNA **645 025 R2200**	10	0,02
Optocoupler module 2 A/DC	OBOC 1000-48-60VAC/DC	1SNA **645 053 R0600**	10	0,02
Optocoupler module 2 A/DC	OBOC 1000-115VAC/DC	1SNA **645 054 R0700**	10	0,02
Optocoupler module 2 A/DC	OBOC 1000-230VAC/DC	1SNA **645 026 R2300**	10	0,02
Optocoupler module 2 A/DC	OBROC 1000-5-12VDC	1SNA **645 550 R1100**	10	0,02
Optocoupler module 2 A/DC	OBROC 1000-24VDC	1SNA **645 551 R0600**	10	0,02
Optocoupler module 2 A/DC	OBROC 1500-24VAC/DC	1SNA **645 525 R2400**	10	0,02
Optocoupler module 2 A/DC	OBROC 1000-48-60VAC/DC	1SNA **645 553 R0000**	10	0,02
Optocoupler module 2 A/DC	OBROC 1000-115VAC/DC	1SNA **645 554 R0100**	10	0,02
Optocoupler module 2 A/DC	OBROC 1000-230VAC/DC	1SNA **645 526 R2500**	10	0,02

Accessories

End section	BADH V0	1SNA **116 900 R2700**	50
	BADL V0	1SNA **399 903 R0200**	50
	BAM2 V0	1SNA **399 967 R0100**	50
Separator end section	SC 612	1SNA **290 474 R0200**	10
Divisible shunt 10 poles	BJ 612-10	1SNA **290 488 R0100**	10
Divisible shunt 70 poles	BJ 612-70	1SNA **290 489 R0200**	10
Screw clamp distribution block sp. 12 mm	D4/12-3-3	1SNA **645 031 R2000**	5
Spring clamp distribution block sp. 12 mm	D4/12-3R-3R	1SNA **645 531 R2200**	5
Test plug DIA. 2 mm	FC2	1SNA **007 865 R2600**	10
Marking method	RC65 RC610	see marking	