Europe: +49 / 7731 8399 0 | Email: info@meder.com
USA: +1 / 508 295 0771 | Email: salesusa@meder.com
Asia: +852 / 2955 1682 | Email: salesasia@meder.com

Item No.:
8424183006
Item:
HM24-1A83-06

DIMENSIONS (mm)

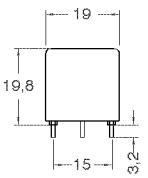

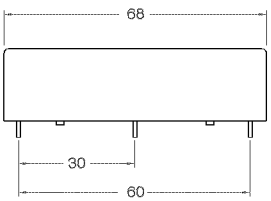

LAYOUT
pitch 2.5 mm/Top view

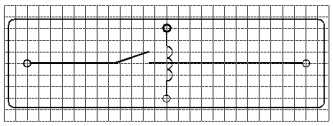

MARKING

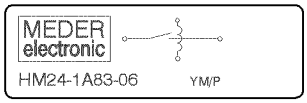

PINS

Pins: Ø0.8 mm
L = 3.2±0.3 mm
Material: Cu-alloy tinned

MARKING

MEDER-Label
Type/Layout
Production code,
EN60062/Factory code



Coil Data at 20 °C	Conditions	Min	Typ	Max	Unit
Coil resistance		900	1.000	1.100	Ohm
Coil voltage			24		VDC
Rated power			576		mW
Pull-In voltage				18	VDC
Drop-Out voltage		2			VDC

Contact data 83	Conditions	Min	Typ	Max	Unit
Contact rating	Any DC combination of V & A not to exceed their individual max.'s			50	W
Switching voltage	DC or Peak AC			7.500	V
Switching current	DC or Peak AC			3	A
Carry current	DC or Peak AC			5	A
Contact resistance static	Measured with 40% overdrive Start Value			150	mOhm
Insulation resistance	RH <45 %, 100 V test voltage	10			TOhm
Breakdown voltage	according to IEC 255-5	10			kV DC
Operate time incl. bounce	measured with 40% overdrive			3,2	ms
Release time	measured with no coil excitation			1,5	ms
Capacitance	@ 10 kHz across open switch		1		pF

Special Product Data	Conditions	Min	Typ	Max	Unit
Number of contacts		1			
Contact - form		A - NO			
Dielectric Strength Coil/Contact	according to IEC 255-5	15			kV DC
Insulation resistance Coil/Contact	RH <45%, 200 VDC test voltage	10			TOhm
Case colour					
Housing material		Polycarbonat			
Sealing compound		Polyurethan			
Connection pins		Copper alloy tin plated			
Reach / RoHS conformity		yes			

Modifications in the sense of technical progress are reserved

Designed at: 16.04.04 Designed by: EBUNKE Approval at: 12.02.08 Approval by: RRIPPL
Last Change at: 19.07.11 Last Change by: CRUF Approval at: 19.07.11 Approval by: CRUF **Version:** 04

Europe: +49 / 7731 8399 0 | Email: info@meder.com
USA: +1 / 508 295 0771 | Email: salesusa@meder.com
Asia: +852 / 2955 1682 | Email: salesasia@meder.com

Item No.:
8424183006
Item:
HM24-1A83-06

Environmental data	Conditions	Min	Typ	Max	Unit
Shock	1/2 sine wave duration 11ms			50	g
Vibration	from 10 - 2000 Hz			20	g
Operating temperature		-20		70	°C
Storage temperature		-35		105	°C
Soldering temperature	wave soldering max. 5 sec.			260	°C
Washability		fully sealed			

General data	Conditions	Min	Typ	Max	Unit
Total weigth			43		g

Modifications in the sense of technical progress are reserved