P60A & P60AS SERIES ROTARY DIP SWITCHES



FEATURES

- **New 4 + 1 terminal layout.**
- **Completely sealed for process compatibility.**
- **Ultra-compact size with 10 or 16 positions.**
- **Precision designed detent action.**
- **Thru-hole (P60A Series) & SMT (P60AS Series) models.**
- **High reliability & long life.**
- **Clockwise or counterclockwise settable.**
- **Solder coated terminals.**

SPECIFICATIONS SUBJECT TO CHANGE WITHOUT NOTICE.

GENERAL SPECIFICATIONS

ELECTRICALS

Operating voltage	24 VDC max.
Contact rating, static	400 mA max.
Contact rating, dynamic	150 mA max.
Test voltage	250V 50Hz/1 min.
Initial contact resistance	< 100 milliohms
Insulation resistance	> 100 megohms

MECHANICALS, THERMALS

Torque	0.98 inch-oz. min. (0.7 Ncm min.)
Expected life	10,000 switching operations
Contact force	15 grams min.
Operating temperature range	-20°C to 85°C

SOLDERING RECOMMENDATIONS

Hand soldering	340°C max. for 2 seconds max. (40 watt iron max.)
Wave soldering	260°C max. for 10 seconds max.
Reflow soldering (SMT)	215°C max. for 40 seconds max.
Solvent washing	Freons or alcohol. (Do not use chlorinated solvents)
Aqueous cleaning	Deionized water preferred

MATERIALS

Base	UL94V-O, high temperature thermoplastic
Cover	UL94V-O, high temperature thermoplastic
Actuator	Nylon
Contacts	Gold over nickel plated stainless steel
Terminals	Solder coated copper
Terminal sealing	Molded-in
Actuator seal	'O'-ring

P

Thru-hole and SMT Printed Circuit Models		Model No. Thru-hole Mounting (see fig. 1)	Model No. Surface Mounting (see fig. 2)
Code (see truth tables pg. G22)	**Positions**		
Binary Coded Decimal	10	P60A701	P60AS701
Complement of BCD	10	P60A702	P60AS702
Binary Coded Hexadecimal	16	P60A703	P60AS703
Complement of BCH	16	P60A706	P60AS706

Figure 1

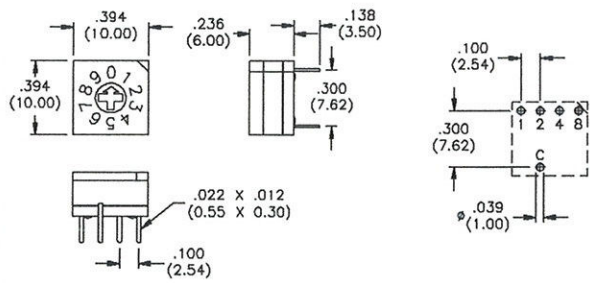

Mechanical outline P.C. hole pattern

Figure 2

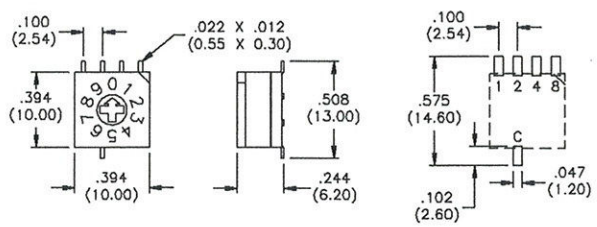

Mechanical outline P.C. pad layout

STANDARD OPTIONS BY SERIES:

Series		P60A	P60AS
Actuators			
3	Spindle	X	X*
5	Segment wheel	X	X*
7	Cross shaped slot	X	X
Codes			
01	BCD	X	X
02	BCD complement	X	X
03	Hexadecimal	X	X
06	Hexadecimal Comp.	X	X
Terminals			
None	Straight	X	
V	Crimped	X	
L508	Rt. angle 5.08 (.200")	X	
None	SMT		X

* - Assemble after soldering process.

ORDER GUIDE:

Make selections from the above table in sequence to specify a complete model number.

Note that 'None' indicates that no option suffix is required.

Example; **P60A301V** (Series / Actuator / Terminals / Code)

New! **P60A & P60AS SERIES**

ACTUATORS

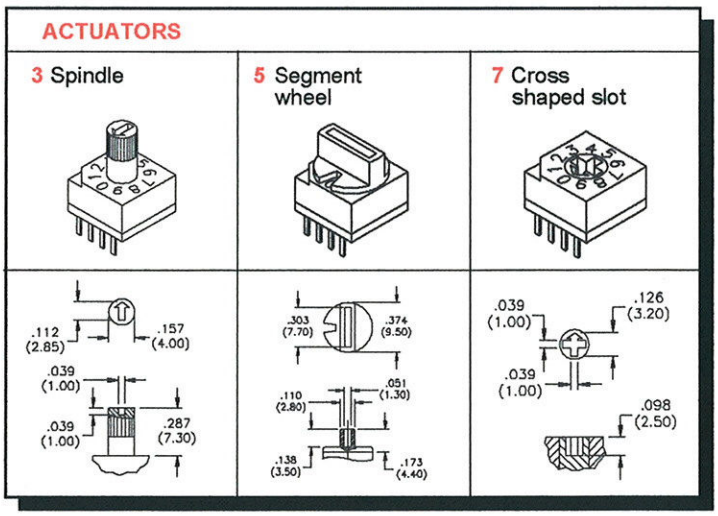

See page G19 for optional Operating Elements.

SPECIFICATIONS SUBJECT TO CHANGE WITHOUT NOTICE.

P

CODES

NOTE: For each dial position in tables, Common terminals (C) are connected to terminal number(s) indicated - i.e. - none or combinations of 1, 2, 4 or 8. Each model in this series has 2 Common terminals.

BINARY CODED DECIMAL (01)
10 Positions

Dial No.	1	2	4	8
0				
1	●			
2		●		
3	●	●		
4			●	
5	●		●	
6		●	●	
7	●	●	●	
8				●
9	●			●

COMP. OF BINARY CODED DECIMAL (02)
10 Positions

Dial No.	1	2	4	8
0	●	●	●	●
1		●	●	●
2	●		●	●
3			●	●
4	●	●		●
5		●		●
6	●			●
7				●
8	●	●	●	
9		●	●	

BINARY CODED HEXADECIMAL (03)
16 Positions

Dial No.	1	2	4	8
0				
1	●			
2		●		
3	●	●		
4			●	
5	●		●	
6		●	●	
7	●	●	●	
8				●
9	●			●
A		●		●
B	●	●		●
C			●	●
D	●		●	●
E		●	●	●
F	●	●	●	●

COMP. OF BINARY CODED HEXADEC. (06)
16 Positions

Dial No.	1	2	4	8
0	●	●	●	●
1		●	●	●
2	●		●	●
3			●	●
4	●	●		●
5		●		●
6	●			●
7				●
8	●	●	●	
9		●	●	
A	●		●	
B			●	
C	●	●		
D		●		
E	●			
F				

MECHANICAL OUTLINES

Terminal option suffix*:	Mtg. hole pattern:
NONE Straight terminals	.394 (10.00), .236 (6.00), .138 (3.50), .394 (10.00), .300 (7.62), .022 X .012 (0.55 X 0.30), .100 (2.54)
V Crimped terminals	.300 (7.62)
L508 Right angle terminals	.163 (4.15), .200 (5.08)
NONE SMT terminals	.100 (2.54), .022 X .012 (0.55 X 0.30), .394 (10.00), .508 (13.00), .394 (10.00), .244 (6.20)

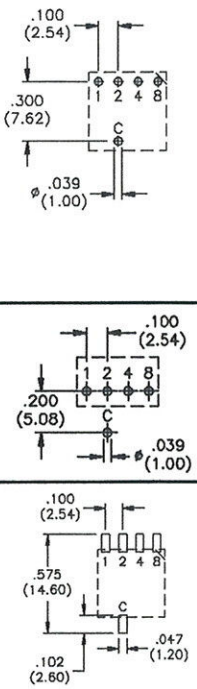

* 'None' indicates no option suffix is required.

STANDARD OPTIONS BY SERIES:

Series		P60A	P60AS
Actuators			
3	Spindle	X	X*
5	Segment wheel	X	X*
7	Cross shaped slot	X	X
Codes			
01	BCD	X	X
02	BCD complement	X	X
03	Hexadecimal	X	X
06	Hexadecimal Comp.	X	X
Terminals			
None	Straight	X	
V	Crimped	X	
L508	Rt. angle 5.08 (.200")	X	
None	SMT		X

* - Assemble after soldering process.

ORDER GUIDE:

Make selections from the above table in sequence to specify a complete model number.

Note that 'None' indicates that no option suffix is required.

Example; P60A301V (Series Actuator — Terminals Code)

New! **P60A & P60AS SERIES**

ACTUATORS

3 Spindle	5 Segment wheel	7 Cross shaped slot
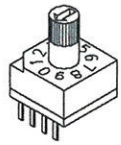	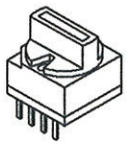	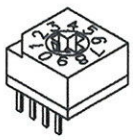
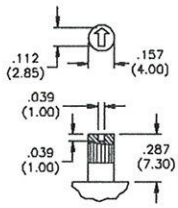	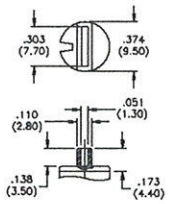	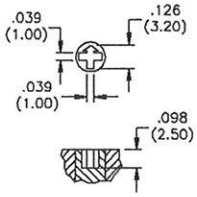

See page G19 for optional Operating Elements.

SPECIFICATIONS SUBJECT TO CHANGE WITHOUT NOTICE.