SOLENOID VALVES

direct operated
in-line
1/4

NC
U
NO

3/2
Series
370



FEATURES

- *Solenoid valves with three ports in body enabling convenient installation*
- *Coils interchangeable without dismantling the valve*
- *Optional maintained or impulse manual operator*
- *The solenoid valves satisfy all relevant EU directives*

GENERAL

Differential pressure	See «SPECIFICATIONS» [1 bar =100 kPa]
Maximum viscosity	40 cSt (mm²/s)
Response time	5- 20 ms

fluids (✳)	temperature range (TS)	seal materials (✳)
air, inert gas, water, oil	-25°C to +80°C	NBR (nitrile) VMQ (silicone)

MATERIALS IN CONTACT WITH FLUID

(✳) Ensure that the compatibility of the fluids in contact with the materials is verified

	Brass body	Stainless steel body
Body	Brass	AISI 316L (1.4404)
Internal parts	Stainless steel, plastic	Stainless steel
Springs	Stainless steel	Stainless steel
Seats	Brass	Brass
Discs	NBR (FPM or EPDM)	NBR (FPM or EPDM)
O'rings	VMQ	VMQ
Disc holder and core guide	POM	POM
Shading coil	Copper	Copper

ELECTRICAL CHARACTERISTICS

Coil insulation class	F
Connector	Spade plug (cable Ø 6-10 mm)
Connector specification	ISO 4400 / EN 175301-803, form A
Electrical safety	IEC 335
Electrical enclosure protection	Moulded IP65 (EN 60529)
Standard voltages	DC (=): 24V - 48V
(Other voltages and 60 Hz on request)	AC (~): 24V - 48V - 115V - 230V / 50 Hz

prefix option	power ratings inrush ~	power ratings holding ~		power ratings hot/cold =	operator ambient temperature range (TS)	replacement coil ~	replacement coil =	type (1)
	(VA)	(VA)	(W)	(W)	(C°)	230 V/50 Hz	24 V DC	
SC	55	23	10,5	9 / 11,2	-25 to +60	400425-117	400425-142	01

(1) Refer to the dimensional drawings on the following page..

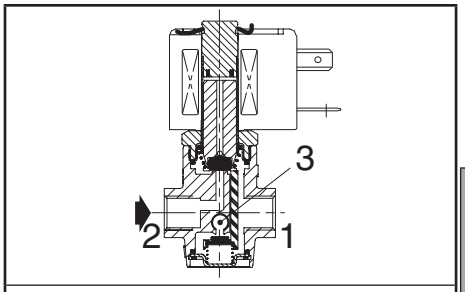

NC function (brass body)

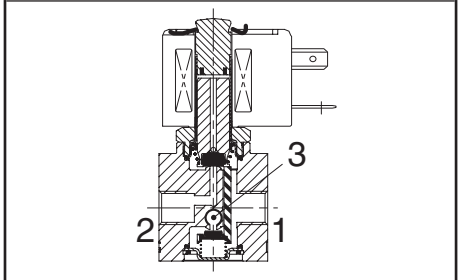

U function (stainless steel body)

E

SPECIFICATIONS

pipe size	orifice size	flow coefficient Kv		operating pressure differential (bar) min.	max. (PS) air (✳) ~	air (✳) =	water/oil (✳) ~	water/oil (✳) =	power coil (W) ~	power coil (W) =	catalogue number brass ~	brass =	stainless steel ~	stainless steel =	options maintained man. operator	FPM	EPDM
	2→1	2→1 /1→3															
(G*)	(mm)	(m³/h)	(l/min)														
NC - Normally closed																	
1/4	2	0,11	1,8	0	16	16	16	16	10,5	11,2	**SCE370A016**	**SCE370A016**	**SCE370A046**	**SCE370A046**	MS	V	E
	2,7	0,2	3,3	0	10	10	10	10	10,5	11,2	**SCE370A017**	**SCE370A017**	**SCE370A047**	**SCE370A047**	MS	V	E
	3,8	0,3	5	0	5	5	5	5	10,5	11,2	**SCE370A018**	**SCE370A018**	**SCE370A048**	**SCE370A048**	MS	V	E
U - Universal																	
1/4	2	0,11	1,8	0	8	8	8	8	10,5	11,2	**SCE370A026**	**SCE370A026**	**SCE370A056**	**SCE370A056**	MS	V	E
	2,7	0,2	3,3	0	5	5	5	5	10,5	11,2	**SCE370A027**	**SCE370A027**	**SCE370A057**	**SCE370A057**	MS	V	E
	3,8	0,3	5	0	2	2	2	2	10,5	11,2	**SCE370A028**	**SCE370A028**	**SCE370A058**	**SCE370A058**	MS	V	E
NO - Normally open																	
1/4	2	0,11	1,8	0	10	10	10	10	10,5	11,2	**SCE370A021**	**SCE370A021**	**SCE370A051**	**SCE370A051**	MS	V	E
	2,7	0,2	3,3	0	7	7	7	7	10,5	11,2	**SCE370A022**	**SCE370A022**	**SCE370A052**	**SCE370A052**	MS	V	E
	3,8	0,3	5	0	3	3	3	3	10,5	11,2	**SCE370A023**	**SCE370A023**	**SCE370A053**	**SCE370A053**	MS	V	E

00071GB-2016/R01
Availability, design and specifications are subject to change without notice. All rights reserved.

OPTIONS

- Valves can also be supplied with FPM (fluoroelastomer) and EPDM (ethylene-propylene) seals and discs. Use the appropriate optional suffix letter for identification
- Waterproof enclosure with embedded screw terminal coil according to protection class IP67, CEE-10 (prefix WP or WS)
- Explosionproof enclosures for use in zones 1/21-2/22, categories 2-3 to ATEX Directive 2014/34/EU (see "Explosionproof solenoids" section)
- Class H coil (10,5 W/11,2 W), prefix HT, example: SCHTE370A016
- Impulse or maintained manual operator, suffix MO (brass body valves)
- Oxygen service with seals and disc in FPM, suffix N, example: SCE370A016NV
- Mounting holes on stainless steel version: 2 ØM4, 7 mm depth, available on request, please contact us
- Other pipe connections are available on request
- Plug with visual indication and peak voltage suppression or with cable length of 2 m (see Solenoids, Coils & Accessories section)

INSTALLATION

- The solenoid valves can be mounted in any position without affecting operation
- Brass body solenoid valves have 2 mounting holes in body
- Pipe connections (G*) have standard combination thread according to ISO 228/1 and ISO 7/1
- Installation/maintenance instructions are included with each valve

SPARE PARTS KIT

catalogue number	spare parts kit no.		
	~	=	maintained man. operator
SCE370A016/017/018	**C140044**	**C140044**	**C140048**
SCE370A046/047/048	**C140044**	**C140044**	**C140072**
SCE370A061/062/063	**-**	**C140043**	**C140048**
SCE370A026/027/028	**C140047**	**C140047**	**C140048**
SCE370A056/057/058	**C140047**	**C140047**	**C140072**
SCE370A064/065/066	**-**	**C140046**	**C140048**
SCE370A021/022/023	**C140045**	**C140045**	**C140048**
SCE370A051/052/053	**C140045**	**C140045**	**C140072**

(1) Standard suffixes E and V are also applicable to kits.
- Not available

ORDERING EXAMPLES:

SC	E	370 **A** 016	**MS**	230V / 50 Hz
SC	E	370 **A** 046	**V**	115V / 50 Hz
SC	E	370 **A** 061		24V / DC
prefix				
pipe thread				voltage
basic number				suffix

ORDERING EXAMPLES KITS:

C140044(1)	
C140043	**V**
C140045	**E**
basic number	suffix

DIMENSIONS (mm), WEIGHT (kg)



TYPE 01
Prefix "SC" Solenoid
Epoxy moulded
IEC 335 / ISO 4400
IP65

Type 01: SCE370A016/017/018/026/027/028/021/022/023

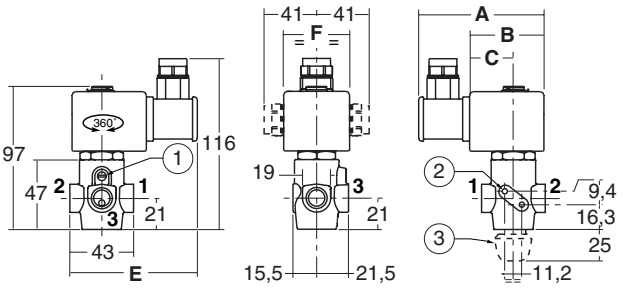

Type 01: SCE370A046/047/048/056/057/058/051/052/053

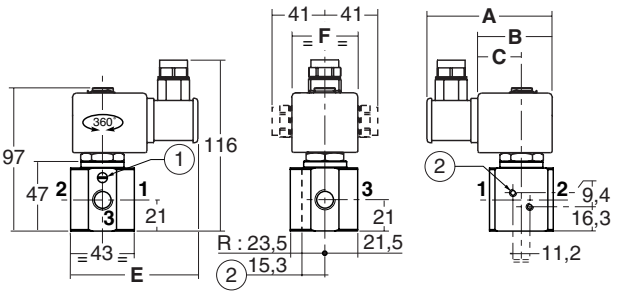

type	prefix option	catalogue number	A	B	C	E	F	weight (2)
01	SC	SCE370A016/017/018/026/027/028/021/022/023	85	50	30	86	45	0,600 (3)
		SCE370A046/047/048/056/057/058/051/052/053	85	50	30	86	45	0,820

(2) including coil and connector. (3) +0,030 kg with push-turn manual operator.

(1) Manual operator location.
(2) Mounting 2 Ø M4, 7 mm depth (Option with stainless steel body valves).
(3) Impulse or maintained manual operator (suffix MO).

00071GB-2016/R01
Availability, design and specifications are subject to change without notice. All rights reserved.