Remote Switch (Impulse Relay)
IK 8702, SK 8702

0240101



- According to IEC/EN 60 669
- 2 separate systems at 17.5 mm width
- Space saving
- Reduced wiring
- Contacts:
  IK/SK 8702.01: 16 A
  IK/SK 8702.01/200: 10 A
- Silent switching
- 10 mA / 5 mA glow lamp load
- **Devices available in 2 enclosure versions:**
  IK 8702: 59 mm deep with terminals near to the bottom to be mounted in consumer units or industrial distribution systems according to DIN 43 880
  SK 8702: 98 mm deep with terminals near to the top to be mounted in cabinets with mounting plate and cable ducts
- Width: 17.5 mm

Function Diagram

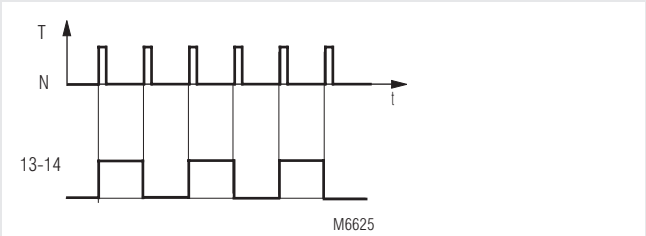

Approvals and Marking

CE

Notes

Parallel control of several systems with one push button is not allowed.

Circuit Diagrams

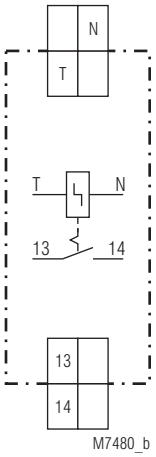

IK 8702.01
SK 8702.01

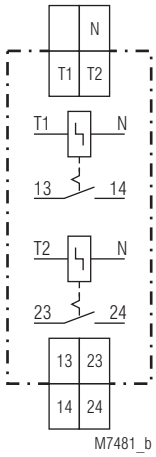

IK 8702.01/200
SK 8702.01/200

Technical Data

Input

Nominal voltage U_N:	AC 24, 230 V
Voltage range:	0.9 ... 1.1 U_N
Nominal consumption	
IK/SK 8702.01:	100 W (for max. 0.5 s)
IK/SK 8702.01/200:	20 W (for max. 1 s) per system
Nominal frequency (AC):	50 / 60 Hz
Frequency range:	45 ... 65 Hz
Minimum on time:	≥ 30 ms
Minimum off time:	
IK/SK 8702.01:	≥ 180 ms
IK/SK 8702.01/200:	≥ 5 s (at on-time of ≥ 100 ms) The push button input is designed for pulse operation. If in the case of fault continuous voltage is applied th unit can be operated again after a few minutes of recovering time.
Glow lamps	
parallel to push button:	20 glow lamps á 0.5 mA
IK/SK 8702.01/200:	10 glow lamps á 0.5 mA

Output

Contacts:	1 NO contact per system
Nominal output voltage:	AC 250 V
Switching voltage min. / max.:	AC 10 / 400 V
Thermal current I_{th}:	
IK/SK 8702.01:	16 A
IK/SK 8702.01/200:	10 A
Switching capacity AC 230 V at 50 x 10^3 switching cycles	
Resistive load:	4 000 W
Glow lamp load:	1 500 W
Fluorescent lamp load:	20 x 58 W series compensated in Duo-circuit 10 x 58 W with electronic ballast unit (EVG)

All technical data in this list relate to the state at the moment of edition. We reserve the right for technical improvements and changes at any time.

Technical Data

Electrical life:	50 x 10^3 switching cycles	
max. Switching frequency:	1 switching cycles / s	
Short circuit strength		
max. fuse rating:	16 A gL	IEC/EN 60 947-5-1
Mechanical life:	10 x 10^6 switching cycles	

General Data

Operting mode:	Pulse operation	
Temperature range:	- 20 ... + 45°C	
Clearance and creepage distances		
rated impuls voltage / pollution degree:	4 kV / 2	IEC 60 664-1
EMC		
Electrostatic discharge:	8 kV (air)	IEC/EN 61 000-4-2
HF-irradiation:	10 V / m	IEC/EN 61 000-4-3
Fast transients:	4 kV	IEC/EN 61 000-4-4
Surge voltages between		
wires for power supply:	1 kV	IEC/EN 61 000-4-5
between wire and ground:	2 kV	IEC/EN 61 000-4-5
HF-wire guided:	10 V	IEC/EN 61 000-4-6
Interference suppression:	Limit value class B	EN 55 011
Degree of protection:	Housing: IP 40	IEC/EN 60 529
	Terminals: IP 20	IEC/EN 60 529
Housing:	Thermoplastic with V0-behaviour according to UL subject 94	
Vibration resistance:	Amplitude 0.35 mm frequency 10 ... 55 Hz	IEC/EN 60 068-2-6
Climate resistance:	20 / 045 / 04	IEC/EN 60 068-1
Terminal designation:	EN 50 005	
Wire connection:	1 x 2.5 mm² solid or 2 x 1.5 mm² stranded wire with sleeve DIN 46 228-1/-2/-3/-4	
Wire fixing:	Flat terminals with self-lifting clamping piece	IEC/EN 60 999-1

Technical Data

Mounting:	DIN rail	IEC/EN 60 715
Weight:		
IK 8702.01:	65 g	
SK 8702.01:	84 g	
IK 8702.01/200:	80 g	
SK 8702.01/200:	99 g	

Dimensions

Width x height x depth	
IK 8702:	17.5 x 89 x 59 mm
SK 8702:	17.5 x 89 x 98 mm

Standard Type

IK 8702.01 AC 230 V 50/60 Hz
Article number: 0049207
SK 8702.01 AC 230 V 50/60 Hz
Article number: 0050604

- Output: 1 NO contact
- Nominal voltage U_N: AC 230 V
- Width: 17.5 mm

Variants

IK/SK 8702.01:	1 system (17.5 mm width)
IK/SK 8702.01/200:	2 systems

Ordering Example for variants

IK 8702 .01 /_ _ _ AC 230 V 50/60 Hz

- Nominal frequency
- Nominal voltage
- Variant, if required
- Contacts
- Type

Connection example

