Datasheet - EF03F.2

Command and signalling devices / Contact and light terminal blocks (EF/EL) System / contact elements / contact element EF - (N)



(Minor differences between the printed image and the original product may exist!)

- Flat plug-in connector
- Mounting flange position 2
- 23-24 (Contact labelling)

Ordering details

Product type description	EF03F.2
Article number	1006564
EAN code	

Approval

Approval	c UL us USA/CAN

Global Properties

Product name	Kontaktelement EF
Standards	IEC/EN 60947-1, EN 60947-5-1
Compliance with the Directives (Y/N) CE	Yes
Contact labelling	23-24
Materials	
- Material of the housings	Plastic, glass-fibre reinforced thermoplastic, self-extinguishing
- Material of the contacts	Silver
Weight	20 g

Suitable for EMERGENCY-OFF (Y/N)	Yes

Mechanical data

Connection type	Flat plug-in connector - 6.3 mm x 0,8 mm / 2 x 2.8 mm x 0,8 mm
notice	
Assembly	pluggable
Mounting flange position	2
Mechanical life / contact element	10.000.000 operations
Switching frequency	1200 /h
restistance to shock	110 g / 4 ms
resistant to vibration	> 20 g / 10 … 200 Hz
Bounce duration (100 mm/s)	< 5 ms
positive break travel	2 mm
Contact opening	3 mm

Ambient conditions

Ambient temperature	
- Min. environmental temperature	−25 °C
- Max. environmental temperature	+80 °C
Protection class	
- Protection class-Terminals	IP20
- Protection class switching compartments	IP40

Electrical data

Design of control element	Normally open contact (NO)
Switching principle	Slow action
Number of shutters	1 piece
Number of openers	0 piece
Rated insulation voltage U_i	400 V
Thermal test current I_{the}	10 A
Utilisation category	AC-15: 230 V / 8 A DC-13: 24 V / 5 A
Max. fuse rating	10 A gG D-fuse slow blow
Test voltage (enclosed)	2500 VAC
Suitable for low-voltages	≥ 5 V, 3.2 mA

Dimensions

Dimensions	
- Width	10 mm
- Length	46 mm
- Depth	60 mm

Switch travel diagram

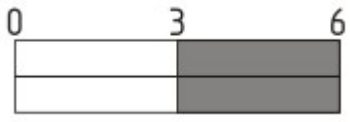

Notes Switch travel diagram

Contact closed

Contact open

Setting range

Break point

Positive opening sequence/- angle

VS adjustable range of NO contact
VÖ adjustable range of NC contact
N after travel

Images



Application

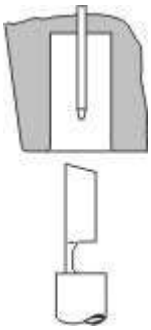

Operating principle