A4420060

Dial 20

Dial simply to pin up for round and wing knob 20 / COM-KNOB 20. Surface bright. Black symbol.

Supply
1 dial



TECHNICAL DATA

Material	PC (UL 94 HB)
Colour	transparent
Standards	RoHS compliant, REACH compliant

Please take the dimensions from current parts. These are subject to material- and manufacturing-specific tolerances.

PURCHASING DATA

Weight/1 part	1.2 g
Customs tariff number (OKW product)	84879090
Country of manufacture	Germany

CUSTOMISING OPTIONS

What else do you need to create your own personal product? We can supply our enclosures and tuning knobs fully modified to suit your electronic components and design requirements. Please advise for anything else we can do for you.

Customising options for A4420060

A4420060

Dial 20



Machining



Printing

A4420060

Dial 20

SYSTEM COMPONENTS TO COMPLETE



A2520040
ROUND KNOB 20, without line
ABS (UL 94 HB)
black RAL 9005
20x15mm 4mm



A2520060
ROUND KNOB 20, without line
ABS (UL 94 HB)
black RAL 9005
20x15mm 6mm



A2520068
ROUND KNOB 20, without line
ABS (UL 94 HB)
dusty grey RAL 7037
20x15mm 6mm



A2520630
ROUND KNOB 20, without line
ABS (UL 94 HB)
black RAL 9005
20x15mm 1/4″



A2620040
ROUND KNOB 20, with line
ABS (UL 94 HB)
black RAL 9005
20x15mm 4mm



A2620060
ROUND KNOB 20, with line
ABS (UL 94 HB)
black RAL 9005
20x15mm 6mm



A2620068
ROUND KNOB 20, with line
ABS (UL 94 HB)
dusty grey RAL 7037
20x15mm 6mm



A3120048
COM-KNOBS 20, without recess
PA 6
volcano
20x16mm 4mm



A3120049
COM-KNOBS 20, without recess
PA 6
nero
20x16mm 4mm



A3120068
COM-KNOBS 20, without recess
PA 6
volcano
20x16mm 6mm



A3120069
COM-KNOBS 20, without recess
PA 6
nero
20x16mm 6mm



A3120638
COM-KNOBS 20, without recess
PA 6
volcano
20x16mm 1/4″



A3120639
COM-KNOBS 20, without recess
PA 6
nero
20x16mm 1/4″

A4420060

Dial 20

Subject to technical modification without notice. © by OKW Gehäusesysteme, Buchen/Germany.

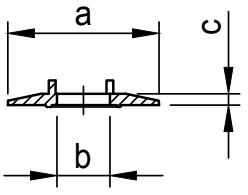

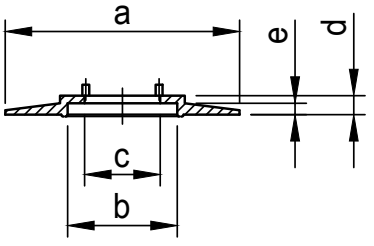

Bestell-Nr.	a	b	c	d	e
A 44 10 ***	20.0	7.0	1.5		
A 44 13 ***	26.0	8.0	1.5		
A 44 16 ***	31.0	14.5	10.0	2.5	1.7
A 44 20 ***	36.0	12.0	1.5		
A 44 23 ***	40.0	16.3	1.3		
A 44 31 ***	49.9	16.5	1.5		

Bitte die Maße an aktuellen Teilen abnehmen.
Diese unterliegen material- und produktionsspezifischen Fertigungstoleranzen

Please take the dimensions from current parts.
These are subject to material- and manufacturing-specific tolerances.

Informationskopie
Copy for Information
will not be updated
wird nicht aktualisiert

Technische Änderungen vorbehalten. Irrtümer und Druckfehler begruenden keinen Anspruch auf Schadenersatz Wichtige Einbaumaße bitte direkt mit dem aktuellen Produkt abstimmen.

Subject to technical modification without prior notice. Typographical and other errors do not justify any claim for damages. All dimensions should be verified using an actual moulded part.

Sous reserve de modifications techniques. Toute erreur ou faute d'impression ne justifie aucune demande d'indemnisation. Nous prions les clients de verifier les dimensions des composants avec les boitiers avant le montage.

Erst. am:	19.05.2016
Erst. von:	D. Hasselbach
Freig. am:	
Freig. von:	
Revision:	

OKW GEHÄUSE SYSTEME

Toleranzen: DIN 16901 T130	Status: ENTWICKLUNG
Volumen:	Zeichnungsart: KUNDE

DIN 6 Teil 2

This document contains proprietary information of OKW Gehäusesysteme GmbH and is tendered subject to the conditions that the information be retained in confidence not be reproduced or copied and not be used or incorporated in any product.

Maßstab: 1:1

KOMBIKNOEPFE ZUBEHOER
Skalenscheibe / Dial

A44*****

Für dieses Dokument behalten wir uns alle Urheberrechte vor. Es darf auch auszugsweise weder vervielfältigt noch Dritten in irgendeiner Form zugänglich gemacht werden.

Dateiname: 00020699