CROUSE-HINDS SERIES

Explosion protected linear light fittings



nllk15/nllk15 M/nLLK 15 V-CG-S/nllk15 DALI/nllk15 N

Ex-Linear LED Light Fittings for Zone 2/22



EATON

Powering Business Worldwide

nLLK 15 / nLLM 15 / V-CG-S / DALI / N Ex-Linear LED Light Fittings

Linear LED light fittings (Zone 2 and 22)

The efficient LED solution for your explosion protected lighting engineering

The series of light fittings nLLK 15 LED for Aura UltiLED (Pro) long life LED tubes combines latest lighting engineering with the requirements of harsh and hazardous environments.

This luminaire series is available both as surface-mounted luminaire (nLLK) and as pole-mounted luminaire (nLLM) in various sizes.

The explosion protected luminaires are approved for use in gas- and dust-Ex-areas fulfilling the requirements of the ATEX directive 2014/34/EU.

They are designed and tested according to the latest standards for Ex-equipment for use in Zone 2 gas Ex-areas and Zone 22 of dust Ex-areas.

The nLLK 15 LED luminaries are helping to increase your safety and save energy. The clear energy saving and the higher quality of lighting are made by use of Aura UltiLED (Pro) long life LED tubes in combination with a special designed electronic driver that will sustainably reduce your cost of operations.



A reliable decentralized emergency lighting

The luminaires with a self-contained battery system provide a decentralised solution for the emergency lighting, indipendent of central systems. In large plants in particular, these luminaires can offer significant cost benefits. The battery is located below the reflector flap within the 1/6 version. A separate battery enclosure is used within the version 2/6. The emergency light operating time is 1.5 or 3 hours.

Central controlled emergency lighting systems with V-CG-S

The V-CG-S light fittings can be connected to a CEAG emergency lighting installation with monitoring system.

This means, that the nLLK 15 LED V-CG-S can be integrated as a system light fitting into the practical monitoring system of CEAG group or central battery installations.

Special feature of the nLLK 15 LED V-CG-S: 100 % light output in emergency mode; both LED tubes are on!

Easy and economically to install

The standard single-sided through-wiring architecture in conjunction with the generously large terminal compartment offers a cost efficient installation. Double-sided lock with latch points allows the protective bow to be hingeable on both sides meaning the fitting can be mounted without having to pay attention to which side is the correct side.

DALI light control

The nLLK 15 LED DALI can be individually controlled and dimmed. This light fittings have an integrated DALI interface for the connection of a 2-wire control line.

Options

The series of light fittings nLLK 15 LED optionally is also available with integrated light switch. This switch automatically ensures the all-pole disconnection from mains of the open light fitting.

We also offer special LED tubes, which are splinter-protected by plastic and therefore ideal for use in the food industry (on request) and protective covers with green light filter (on request).

Features

- Replaceable driver and light source
- Self-contained battery version available
- Connection to CEAG emergency light monitoring systems available (V-CG-S)
- Light controlling via DALI interface as option (DALI)
- Cost efficient installation due to single sided through wiring
- Easy maintenance by double sided safety lock
- High lumen output
- High degree of protection IP 66
- Available with safety switch on request



Ordering details LED tubes

Type	Application	Luminous flux	Light colour / CR	Lenght	OU	Order No.*)
Aura UltiLED Long Life (G4) 840 8 W	nLLK 15 LED 600	1,100 lm	4,000 K / R_a 80	600 mm	10	**2 2475 902 002**
Aura UltiLED Long Life (G4) 840 17 W	nLLK 15 LED 1200	2,220 lm	4,000 K / R_a 80	1,200 mm	10	**2 2475 902 004**
Aura UltiLED Long Life (G4) 840 23 W	nLLK 15 LED 1500	3,000 lm	4,000 K / R_a 80	1,500 mm	10	**2 2475 902 006**
Aura UltiLED Pro Long Life (G3) 840 26 W	nLLK 15 LED 1200	3,800 lm	4,000 K / R_a 80	1,200 mm	10	**2 2475 902 102**
Aura UltiLED Pro Long Life (G3) 850 26 W	nLLK 15 LED 1200	3,950 lm	5,000 K / R_a 80	1,200 mm	10	**2 2475 902 103**
Aura UltiLED Pro Long Life (G3) 840 32 W	nLLK 15 LED 1500	4,750 lm	4,000 K / R_a 80	1,500 mm	10	**2 2475 902 105**
Aura UltiLED Pro Long Life (G3) 850 32 W	nLLK 15 LED 1500	4,900 lm	5,000 K / R_a 80	1,500 mm	10	**2 2475 902 106**

*) Order number for one lamp; minimum order quantity 10

Polar curve 2x8 W
nLLK/M 15 LED 600 / DALI
nLLK 15 LED V-CG-S 600

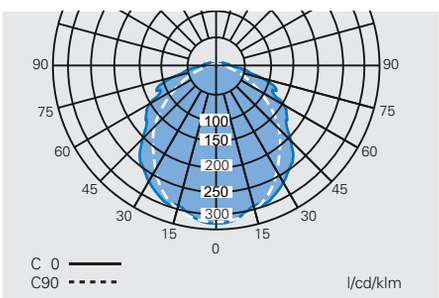

Polar curve 2x17 W
nLLK/M 15 LED 1200 / DALI
nLLK 15 LED V-CG-S 1200 Pro

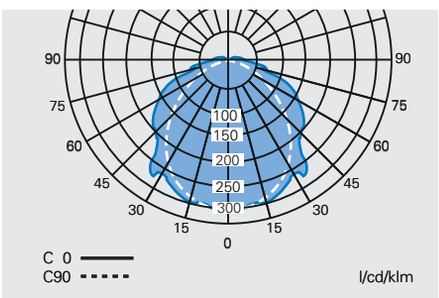

Polar curve 2x32 W Pro
nLLK 15 LED 1500 / DALI
nLLK 15 LED V-CG-S 1500

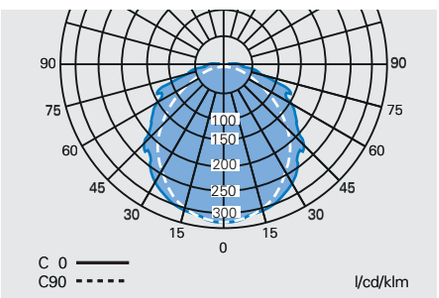

Polar curve 2x26 W
nLLK/M 15 LED 1200 Pro
nLLK 15 LED V-CG-S 1200 Pro

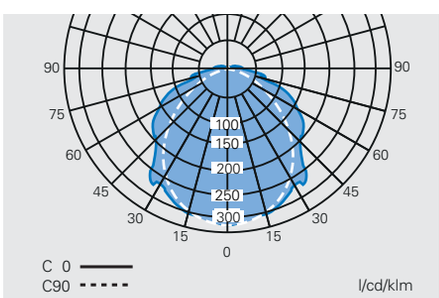

Polar curve 2x23 W Pro
nLLK 15 LED 1500 / DALI
nLLK 15 LED V-CG-S 1500

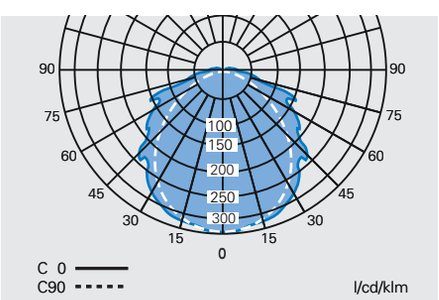

Dimension drawing
nLLK 15...

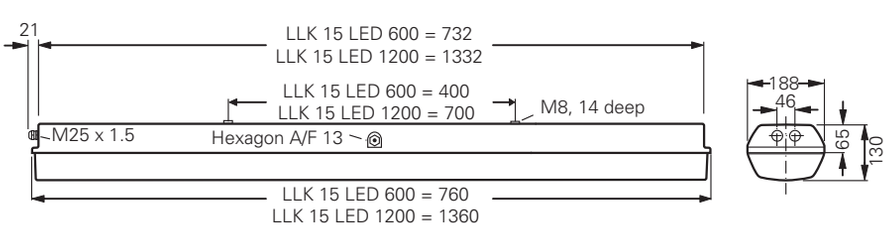

nLLM 15...

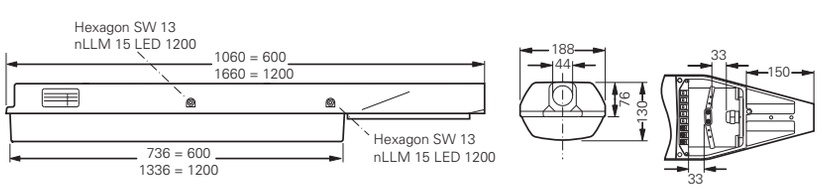

Type 1/3

nLLMK15... N

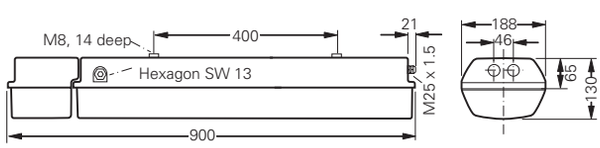

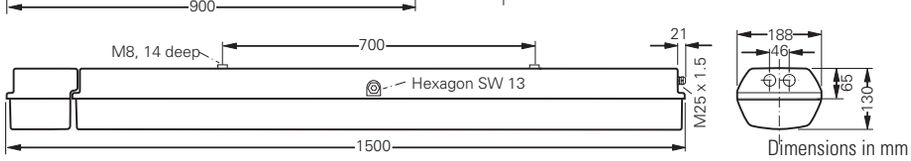

Dimensions in mm

Ordering details

nLLK 15 LED / nLLK 15 LED DALI / nLLK 15 V-CG-S LED













Ordering details

Type	Content	Terminals	Through wiring single-ended	Through wiring twin-ended	Calble gland / thread	Threated plug	Blanking plug	Order No.
nLLK 15 LED 600								
nLLK 15 LED 600 (2 x 8 W)	1/6-1K	1 x 6	x	–	1 x M25, Plastic	1 x M 25		**1 3475 208 001**
nLLK 15 LED 600 (2 x 8 W)	2/6-2K	2 x 6	–	x	2 x M25, Plastic	2 x M25	1	**1 3475 208 011**
nLLK 15 LED 600 (2 x 8 W)	1/6-1M [1]	1 x 6	x	–	2 x M20, Metal thread	1 x M20		**1 3475 208 021**
nLLK 15 LED 600 (2 x 8 W)	2/6-2M [1]	2 x 6	–	x	4 x M20, Metal thread	2 x M20		**1 3475 208 031**
nLLK 15 LED 1200								
nLLK 15 LED 1200 (2 x 17 W / 26 W)	1/6-1K	1 x 6	x	–	1 x M25, Plastic	1 x M 25		**1 3475 217 001**
nLLK 15 LED 1200 (2 x 17 W / 26 W)	2/6-2K	2 x 6	–	x	2 x M25, Plastic	2 x M25	1	**1 3475 217 011**
nLLK 15 LED 1200 (2 x 17 W / 26 W)	1/6-1M [1]	1 x 6	x	–	2 x M20, Metal thread	1 x M20		**1 3475 217 021**
nLLK 15 LED 1200 (2 x 17 W / 26 W)	2/6-2M [1]	2 x 6	–	x	4 x M20, Metal thread	2 x M20		**1 3475 217 031**
nLLK 15 LED 1500								
nLLK 15 LED 1500 (2 x 23 W / 32 W)	1/6-1K	1 x 6	x	–	1 x M25, Plastic	1 x M 25		**1 3475 223 001**
nLLK 15 LED 1500 (2 x 23 W / 32 W)	2/6-2K	2 x 6	–	x	2 x M25, Plastic	2 x M25	1	**1 3475 223 011**
nLLK 15 LED 1500 (2 x 23 W / 32 W)	1/6-1M [1]	1 x 6	x	–	2 x M20, Metal thread	1 x M20		**1 3475 223 021**
nLLK 15 LED 1500 (2 x 23 W / 32 W)	2/6-2M [1]	2 x 6	–	x	4 x M20, Metal thread	2 x M20		**1 3475 223 031**
nLLK 15 LED 1200 V-CG-S								
nLLK 15 LED V-CG-S 1200 (2 x 17 W / 26 W)	1/6-1K	1 x 6	x	–	1 x M25, Plastic	1 x M 25		**1 3475 217 101**
nLLK 15 LED V-CG-S 1200 (2 x 17 W / 26 W)	2/6-2K	2 x 6	–	x	2 x M25, Plastic	2 x M25	1	**1 3475 217 111**
nLLK 15 LED V-CG-S 1200 (2 x 17 W / 26 W)	1/6-1M [1]	1 x 6	x	–	2 x M20, Metal thread	1 x M20		**1 3475 217 121**
nLLK 15 LED V-CG-S 1200 (2 x 17 W / 26 W)	2/6-2M [1]	2 x 6	–	x	4 x M20, Metal thread	2 x M20		**1 3475 217 131**
nLLK 15 LED 1500 V-CG-S								
nLLK 15 LED V-CG-S 1500 (2 x 23 W / 32 W)	1/6-1K	1 x 6	x	–	1 x M25, Plastic	1 x M 25		**1 3475 223 101**
nLLK 15 LED V-CG-S 1500 (2 x 23 W / 32 W)	2/6-2K	2 x 6	–	x	2 x M25, Plastic	2 x M25	1	**1 3475 223 111**
nLLK 15 LED V-CG-S 1500 (2 x 23 W / 32 W)	1/6-1M [1]	1 x 6	x	–	2 x M20, Metal thread	1 x M20		**1 3475 223 121**
nLLK 15 LED V-CG-S 1500 (2 x 23 W / 32 W)	2/6-2M [1]	2 x 6	–	x	4 x M20, Metal thread	2 x M20		**1 3475 223 131**
nLLK 15 LED 600/1200/1500 DALI								
nLLK 15 LED 600 DALI (2 x 8 W)	2/5-25K	2 x 6	x	–	2 x M25, Plastic	2 x M25	1	**1 3475 208 211**
nLLK 15 LED 1200 DALI (2 x 17 W / 26 W)	2/5-25K	2 x 6	–	x	2 x M25, Plastic	2 x M25	1	**1 3475 217 211**
nLLK 15 LED 1500 DALI (2 x 23 W / 32 W)	2/5-25K	2 x 6	x	–	2 x M25, Plastic	2 x M25	1	**1 3475 223 211**

Ordering details









Type	Content	Emergency lighting duration	Terminals	through wiring single-ended	through wiring twin-ended	Calble gland / thread	Threated plug	Blanking plug	Order No.
nLLK 15 LED 600 N									
nLLK 15 LED 600 N 3,0 h(2 x 8 W)	1/6-1K	3 h	1 x 6	x	–	1 x M25, Plastic	1 x M25		**1 3480 208 003**
nLLK 15 LED 600 N 1,5 h (2 x 8 W)	1/6-1K	1,5 h	1 x 6	x	–	1 x M25, Plastic	1 x M25		**1 3480 208 001**
nLLK 15 LED 600 N 3,0 h (2 x 8 W)	2/6-2K	3 h	2 x 6	–	x	2 x M25, Plastic	2 x M25	1	**1 3481 208 013**
nLLK 15 LED 600 N 1,5 h (2 x 8 W)	2/6-2K	1,5 h	2 x 6	–	x	2 x M25, Plastic	2 x M25	1	**1 3481 208 011**
nLLK 15 LED 600 N 3,0 h(2 x 8 W)	1/6-1M [1]	3 h	1 x 6	x	–	2 x M20, Metal thread	1 x M20		**1 3480 208 004**
nLLK 15 LED 600 N 1,5 h (2 x 8 W)	1/6-1M [1)]	1,5 h	1 x 6	x	–	2 x M20, Metal thread	1 x M20		**1 3480 208 002**
nLLK 15 LED 600 N 3,0 h(2 x 8 W)	2/6-2M [1)]	3 h	2 x 6	–	x	4 x M20, Metal thread	2 x M20		**1 3481 208 014**
nLLK 15 LED 600 N 1,5 h (2 x 8 W)	2/6-2M [1)]	1,5 h	2 x 6	–	x	4 x M20, Metal thread	2 x M20		**1 3481 208 012**
nLLK 15 LED 1200 N									
nLLK 15 LED 1200 N 3,0 h (2 x 17 W / 26 W)	1/6-1K	3 h	1 x 6	x	–	1 x M25, Plastic	1 x M25		**1 3480 217 003**
nLLK 15 LED 1200 N 1,5 h (2 x 17 W / 26 W)	1/6-1K	1,5 h	1 x 6	x	–	1 x M25, Plastic	1 x M25		**1 3480 217 001**
nLLK 15 LED 1200 N 3,0 h (2 x 17 W / 26 W)	1/6-1M [1)]	3 h	1 x 6	x	–	2 x M20, Metal thread	1 x M20		**1 3480 217 004**
nLLK 15 LED 1200 N 1,5 h (2 x 17 W / 26 W)	1/6-1M [1)]	1,5 h	1 x 6	x	–	2 x M20, Metal thread	1 x M20		**1 3480 217 002**
nLLM 15 LED 600/1200									
nLLM 15 LED 600 (2 x 8 W)	1/3-K		1 x 3	–	–	1 x M25, Plastic			**1 3475 208 401**
nLLK 15 LED 1200 (2 x 17 W / 28 W)	1/3-K		1 x 3	–	–	1 x M25, Plastic			**1 3475 217 401**

[1)] with metal thread, without cable gland / Metal cable glands see catalogue part 2: 2.3.12 ff

Scope of delivery without lamp and fixing accessories. Please order LED tubes separately.

2.14 Technical data

nLLK/nLLM 15 LED 600



Technical data

	nLLK/nLLM 15 LED 600
EC-Declaration of conformity	CCH 15 ATEX 1044
Marking accd. to 2014/34/EU	Ⓔx II 3 G Ex ec IIC T4 Gc / Ⓔx II 3 D Ex tc IIIC T80 °C Dc
Permissible ambient temperature	-25 °C up to +50 °C (+55 °C on request)
Lifetime electronic driver	>160.000 h @ 25 °C
Lifetime LED tubes	L80/B10 >58.000 h @ 25 °C
IK-class according to EN 50102	IK 10 ≙ 20 J
Rated voltage	220 - 240 V AC / DC
Rated power consumption	0.088 A
Frequency	18.2 W
Power factor cos φ	0/50 - 60 Hz
Circuit	≥ 0.90
Protection class	Electronic driver
Lamp / Illuminant	I
Light output ratio	2 x Aura UltiLED long life 8 W
Rated luminous flux of the luminaire	2,100 lm [1]
LIght output in emergency mode	94.9 %
Lamp cap	G5 accord. IEC 60061-1
Dimensions (L x W x H)	760 x 188 x 130 mm (nLLK) / 736 x 188 x 130 (nLLM)
Connecting terminals	L, L1, L2, L3, N, PE screw terminals max 6 mm² single wire
Enclosure colour	RAL 7035 light grey
Enclosure material	Glass-fibre reinforced polyester
Weight	3.6 kg
Cable glands / gland plates / enclosure drilling	Ex e cable glands M 25 x 1.5 (plastic) optional M 20 x 1.5 metal thread)[2]
Degree of protection accd. to EN 60529	IP66
Protective cover / protective bowl	Polycarbonate

[1] please order the lamps separately

[2] with dustcover if entry/thread is not closed





Technical data

	nLLK 15 LED 1200 / nLLK 15 LED 1200 DALI	nLLK 15 LED V-CG-S 1200
EC-Declaration of conformity	CCH 15 ATEX 1044	CCH 15 ATEX 1044
Marking accd. to 2014/34/EU	Ex II 3 G Ex ec IIC T4 Gc Ex II 3 D Ex tc IIIC T80 °C Dc	Ex II 3 G Ex ec mb ib IIC T4 Gc Ex II 3 D Ex tc IIIC T80 °C Dc
Permissible ambient temperature	-25 °C up to +45 °C	-25 °C up to +45 °C
Lifetime electronic driver	>100,000 h @ 25 °C	>100,000 h @ 25 °C
Lifetime LED tubes	L80/B10 >58,000 h @ 25 °C	L80/B10 >58,000 h @ 25 °C
IK-class according to EN 50102	IK 10 ≙ 20 J	IK 10 ≙ 20 J
Rated voltage	220 - 240 V AC / DC	220 - 240 V AC / DC
Rated current	0.176 A / 0.264 A (Pro)	0.188 A / 0.276 A (Pro)
Rated power consumption	36.5 W / 54.5 W (Pro)	39 W / 57 W (Pro)
Frequency	0/50 - 60 Hz	0/50 - 60 Hz
Power factor cos φ	≥ 0.90	≥ 0.90
Circuit	Electronic driver	Electronic driver
Protection class	I	I
Lamp / Illuminant	2 x Aura UltiLED long life 17 W or 2 x Aura UltiLED Pro long life 26 W [1]	2 x Aura UltiLED long life 17 W or 2 x Aura UltiLED Pro long life 26 W [1]
Light output ratio	94,9 %	94,9 %
Rated luminous flux of the luminaire	4.200 lm / 7.200 lm (Pro) [1]	4.200 lm / 7.200 lm (Pro) [1]
LIght output in emergency mode	-	100 % both tubes
Lamp cap	G5 accord. IEC 60061-1	G5 accord. IEC 60061-1
Dimensions (L x W x H)	1360 x 188 x 130 mm (nLLK) / 1360 x 188 x 130 (nLLM)	1360 x 188 x 130 mm
Connecting terminals	L, L1, L2, L3, N, PE screw-type terminals max. 6 mm^2 single wire	L, L1, L2, L3, N, PE screw-type terminals max. 6 mm^2 single wire
Enclosure colour	RAL 7035 light grey	RAL 7035 light grey
Enclosure material	Glass-fibre reinforced polyester	Glass-fibre reinforced polyester
Weight	5.8 kg	6.2 kg
Cable glands / gland plates / enclosure drilling	Ex e cable glands M 25 x 1.5 (plastic) optional M 20 x 1.5 metal thread)[2]	Ex e cable glands M 25 x 1.5 (plastic) optional M 20 x 1.5 metal thread)[2]
Degree of protection accd. to EN 60529	IP66	IP66
Protective cover / protective bowl	Polycarbonate	Polycarbonate

[1] please order the lamps separately

[2] with dustcover if entry/thread is not closed

2.14 Technical data

nLLK/nLLM 15 LED 1500 DALI / V-CG-S





Technical data

	nLLK 15 LED 1500 / nLLK 15 LED 1500 DALI	nLLK 15 LED V-CG-S 1500
EC-Declaration of conformity	CCH 15 ATEX 1044	CCH 15 ATEX 1044
Marking accd. to 2014/34/EU	Ⓔx II 3 G Ex ec IIC T4 Gc Ⓔx II 3 D Ex tc IIIC T80 °C Dc	Ⓔx II 3 G Ex ec mb ib IIC T4 Gc Ⓔx II 3 D Ex tc IIIC T80 °C Dc
Permissible ambient temperature	-25 °C up to +45 °C	-25 °C up to +45 °C
Lifetime electronic driver	>100,000 h @ 25 °C	>100,000 h @ 25 °C
Lifetime LED tubes	L80/B10 >58,000 h @ 25 °C	L80/B10 >58,000 h @ 25 °C
IK-class according to EN 50102	IK 10 ≙ 20 J	IK 10 ≙ 20 J
Rated voltage	220 - 240 V AC / DC	220 - 240 V AC / DC
Rated current	0.237 A / 0.323 A (Pro)	0.249 A / 0.335 A (Pro)
Rated power consumption	49 W / 67 W (Pro)	51,5 W / 69,5 W (Pro)
Frequency	0/50 - 60 Hz	0/50 - 60 Hz
Power factor cos φ	≥ 0,90	≥ 0,90
Circuit	Elektronic driver	Elektronic driver
Protection class	I	I
Lamp / Illuminant	2 x Aura UltiLED long life 23 W or 2 x Aura UltiLED Pro long life 32 W	2 x Aura UltiLED long life 23 W or 2 x Aura UltiLED Pro long life 32 W
Light output ratio	94,9 %	94,9 %
Rated luminous flux of the luminaire	5,700 lm / 9,300 lm (Pro) [1]	5,700 lm / 9,300 lm (Pro) [1]
LIght output in emergency mode	---	100 % - both lamps
Lamp cap	G5 accord. IEC 60061-1	G5 accord. IEC 60061-1
Dimensions (L x W x H)	1660 x 188 x 130 mm	1660 x 188 x 130 mm
Connecting terminals	L, L1, L2, L3, N, PE screw-type terminals max. 6 mm² single wire	L, L1, L2, L3, N, PE screw-type terminals max. 6 mm² single wire
Enclosure colour	RAL 7035 light grey	RAL 7035 light grey
Enclosure material	Glass-fibre reinforced polyester	Glass-fibre reinforced polyester
Weight	7.3 kg	7.3 kg
Cable glands / gland plates / enclosure drilling	Ex e cable glands M 25 x 1.5 (plastic) optional M 20 x 1.5 metal thread)[2]	Ex e cable glands M 25 x 1.5 (plastic) optional M 20 x 1.5 metal thread)[2]
Degree of protection accd. to EN 60529	IP66	IP66
Protective cover / protective bowl	Polycarbonate	Polycarbonate

[1] please order the lamps separately

[2] with dustcover if entry/thread is not closed





Technical data

	nLLK 15 LED 600 N	nLLK 15 LED 1200 N
EC-Declaration of conformity	CCH 15 ATEX 1044	CCH 15 ATEX 1044
Marking accd. to 2014/34/EU	Ⓔx II 3 G Ex db ec IIC T4 Gc Ⓔx II 3 D Ex tc IIIC T80 °C Dc	Ⓔx II 3 G Ex db ec IIC T4 Gc Ⓔx II 3 D Ex tc IIIC T80 °C Dc
Permissible ambient temperature	-25 °C up to +50°C (2/6) / +55 °C (1/6) (specified data: -5 °C up to +35 °C)	-25 °C up to +40 °C (specified data: -5 °C up to +35 °C)
Lifetime electronic driver	>100,000 h @ 25 °C	>100,000 h @ 25 °C
Lifetime LED tubes	L80/B10 >58,000 h @ 25 °C	L80/B10 >58,000 h @ 25 °C
IK-class according to IEC/EN 62262	IK 10 ≙ 20 J	IK 10 ≙ 20 J
Battery	6 V/4 Ah NC-accumulator	6 V/4 Ah NC-accumulator
Rated voltage	220 V- 240 V AC	220 V- 240 V AC
Rated power consumption	22 W	40.5 W
Frequency	0/50 - 60 Hz	0/50 - 60 Hz
Power factor cos φ	≥ 0.90	≥ 0.90
Circuit	Electronic driver	Electronic driver
Protection class	I	I
Lamp / Illuminant	2 x Aura UltiLED long life 8 W [1]	2 x Aura UltiLED long life 17 W [1]
Light output ratio	94,9 %	94,9 %
Rated luminous flux of the luminaire	2.100 lm	4.200 lm
Llght output in emergency mode	1030 lm / 600 lm	1050 lm / 620 lm
Rated emergency lighting duration	1.5 h / 3 h	1.5 h / 3 h
Lamp cap	G5 accord. IEC 60061-1	G5 accord. IEC 60061-1
Dimensions (L x W x H)	760 x 188 x 130 mm (1/6 version) 900 x 188 x 130 mm (2/6 version)	1360 x 188 x 130 mm
Connecting terminals	L, L1, L2, L3, N, PE screw-type terminals max. 6 mm² single wire	L, L1, L2, L3, N, PE screw-type terminals max. 6 mm² single wire
Enclosure colour	RAL 7035 light grey	RAL 7035 light grey
Enclosure material	Glass-fibre reinforced polyester	Glass-fibre reinforced polyester
Weight	5.4 kg	7.6 kg
Cable glands / gland plates / enclosure drilling	Ex e cable glands M 25 x 1.5 (plastic) optional M 20 x 1.5 metal thread)[2]	Ex e cable glands M 25 x 1.5 (plastic) optional M 20 x 1.5 metal thread)[2]
Degree of protection accd. to EN 60529	IP66	IP66
Protective cover / protective bowl	Polycarbonate	Polycarbonate

[1] please order the lamps separately

[2] with dustcover if entry/thread is not closed



U.S. (Global Headquarters): Eaton's Crouse-Hinds Business

1201 Wolf Street
Syracuse, NY 13208

(866) 764-5454
FAX: (315) 477-5179
FAX Orders Only:
(866) 653-0640

CrouseCustomerCTR@Eaton.com

For more information:
If further assistance is required, please contact an authorized Eaton Distributor, Sales Office, or Customer Service Department.

Australia
Phone +61-2-8787-2777
Fax +61-2-9609-2342
crousehindsanz@eaton.com

China
Phone +86-21-2899-3600
Fax +86-21-2899-4055
ECHsales@eaton.com

Great Britain
Phone +44-247-630-89 30
Fax +44-247-630-10 27
sales5@eaton.com

India
Phone +91-124-4683888
Fax +91-124-4683899
cchindia@eaton.com

Canada
Toll Free +1-800-265-0502
Fax +1-800-263-9504
Fax orders only:
+1-866-653-0645

Korea
Phone +82-2-3484-6783
Fax +82-2-3484-6778
CCHK-sales@
cooperindustries.com

Mexico/Latin America/ Caribbean
Phone +52-555-804-4000
Fax +52-555-804-4020
mxmercadotecnia@
cooperindustries.com

Spain
Phone +34-9-37362710
Fax +34-9-37835055
sales.CCH.es@
cooperindustries.com

Middle East (Dubai)
Phone +971-4-427-2522 / 2500
Fax +971-4-429-8521
CHMEsales@Eaton.com

The Netherlands
Phone +31-10-2452145
Fax +31-10-2452121
CHRD_mail@Eaton.com

Norway
Phone +47-32-244600
Fax +47-32-244646
CHLIoffice@eaton.com

Singapore:
Phone +65-6645-9888
Fax +65-6297-4819
CHSI-Sales@Eaton.com

Turkey
Phone +90-216-464-20-20
Fax +90-216-464-20-10
infoEGTurkey@eaton.com

Russia
Phone +7-495 510-24-27
Fax +7-495 510-24-28
info@cooper.ru.com
www.cooper-russia.ru

Cooper Crouse-Hinds GmbH
Neuer Weg – Nord 49
D-69412 Eberbach

Phone +49 (0) 6271/806-500
Fax +49 (0) 6271/806-476
E-mail info-ex@eaton.com
Internet www.crouse-hinds.de

Eaton
1000 Eaton Boulevard
Cleveland, OH 44122
United States
Eaton.com

© 2020 Eaton Corporation
All Rights Reserved

Printed in Germany
Publication No. BR 300 8000
June 2020

Changes to the products, to the information contained in this document, and to prices are reserved; so are errors and omissions. Only order confirmations and technical documentation by Eaton is binding. Photos and pictures also do not warrant a specific layout or functionality. Their use in whatever form is subject to prior approval by Eaton. The same applies to Trademarks (especially Eaton, Moeller, and Cutler-Hammer). The Terms and Conditions of Eaton apply, as referenced on Eaton Internet pages and Eaton order confirmations.

Eaton's Crouse-Hinds Business
1201 Wolf Street
Syracuse, NY 13208
(866) 764-5454
CrouseCustomerCTR@Eaton.com

Eaton is a registered trademark.

All other trademarks are property of their respective owners.