Circuit Breaker for Equipment thermal, Threaded-neck type, 1 pole



T9-311: Threaded neck type with nut nickel-plated

Description
- Threaded neck type,
- Thermal circuit breaker,
- 1-pole
- Reset type
- Cycling trip-free release
- Quick connect terminal 6.3 x 0.8 mm

Standards
- IEC 60934
- UL 1077
- CSA C22.2 235
- GB 17701

Applications
- Designed for standard and medical applications
- Power supplies
- Uninterruptible power supply
- Power tools
- Industrial appliances
- HVAC
- Household appliances

Weblinks
pdf-datasheet, html-datasheet, General Product Information, Approvals, CE declaration of conformity, RoHS, CHINA-RoHS, REACH, e-Shop, SCHURTER-Stock-Check, Distributor-Stock-Check, Detailed request for product, Product News

Technical Data

Rated Voltage AC	240 V, 50 / 60 Hz
Rated Voltage DC	48 / 32 V, see approvals
Rated current	3-16 A, see approbations
Conditional short circuit capacity	IEC: Inc, PC1, AC 240 V: 2 kA
	UL / CSA: SC, AC 240 V DC 48 / 32 V: 2 kA, C1
Degree of protection front side	IP 40
Endurance minimum	IEC: 200% Ir, cos φ 0.6: min. 50 switching cycles
Endurance typical	3-8 A: 150% Ir, cos φ 0.9: 2500 switching cycles
	10-16 A: 150% Ir, cos φ 0.9: 6000 switching cycles
Dielectric Strength	1500 VAC
Insulation resistance	500 VDC > 1000 MΩ

Ambient temperature	3 A: -5 °C to 60 °C
	4 A: -5°C to 50 °C
	5-16 A: -5 °C to 60 °C
Weight	9 - 13 g

Dimension
T9-211/311

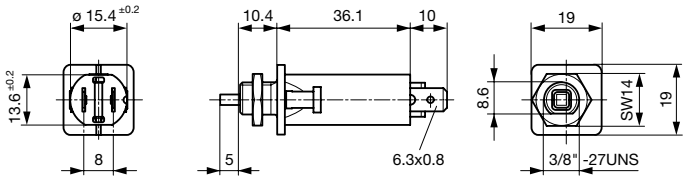

Pannel thickness s = 0.8 - 5.5 mm

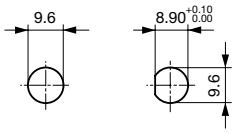

Hexagonal nut TZZ12 / TZZ51

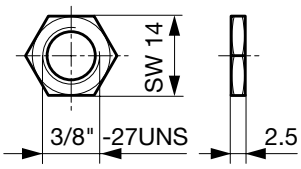

Cover TZZ31für IP65 optional, see accessory

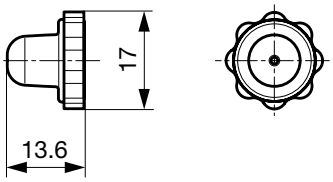

Approvals

Approval		Rated current	Rated voltage AC	Rated voltage DC
cULus	UL 1077	3 - 12 A 14 - 16 A	240 V 240 V	48 V 32 V
cULus	CSA 22.2 235	3 - 12 A 14 - 16 A	240 V 240 V	48 V 32 V
VDE	IEC 60934	3 - 12 A 14 - 16 A	240 V 240 V	48 V 32 V
CCC	GB 17701	3 - 12 A 14 - 16 A	240 V 240 V	48 V 32 V

Typical internal resistance

Rated Current [A]	Internal Resistance [mΩ]
3	65.0
4	21.6
5	23.6
6	16.3
7	15.3
8	12.9
10	7.3
12	7.0
14	4.8
15	4.3
16	3.9

Time-Current-Curves

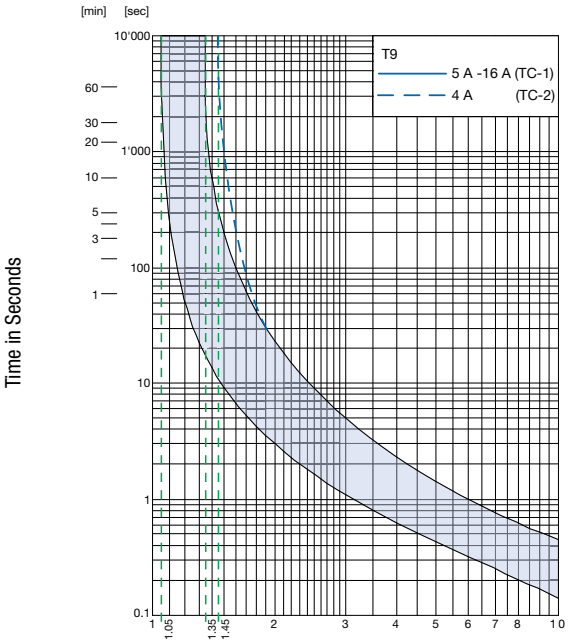

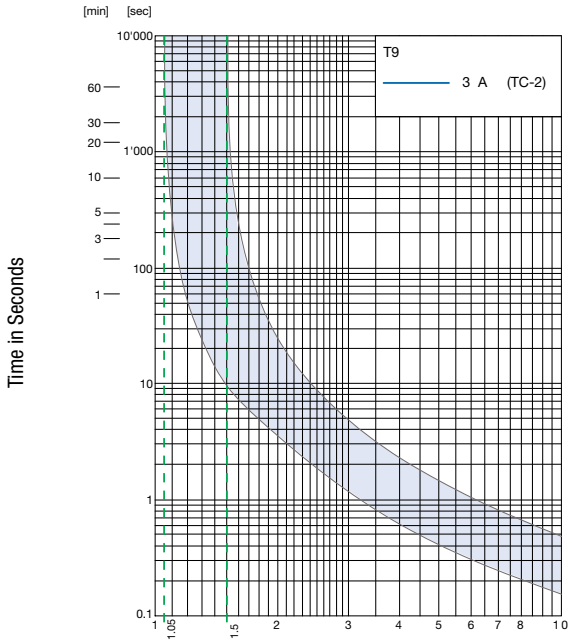

Effect of ambient temperature

The units are calibrated for an ambient temperature of +23°C. To determine the rated current for a lower or higher ambient temperature, use a correction factor (typical value) from the table below:

Ambient temperature [°C]	Correction factor
-5	0,85
+10	0,95
+23	1,00
+40	1,08
+60	1,21

Example: Rated current = 10 A; Environmental temperature = 60 °C; --> Correction factor = 1.21; Resulting current = 12.1 A --> Fount to next higher rated current: 13 A

Accessory

Part Number	Type	Resources / Description
4404.0039	TZZ31	Protection cover for IP 65
4400.0420	TZZ11	Knurled nut nickel-plated
4400.0559	TZZ11-414	Knurled nut black
4400.0425	TZZ12	Additional hexagonal nut nickel-plated
4404.0072	TZZ51	Additional hexagonal nut PA 66

Variants

Mounting	Front printing	Rated current	Order Number
Threaded-neck type	Rated current not printed on front	3.0 A	4404.0049
Threaded-neck type	Rated current not printed on front	4.0 A	4404.0019
Threaded-neck type	Rated current not printed on front	5.0 A	4404.0025
Threaded-neck type	Rated current not printed on front	6.0	4404.0020
Threaded-neck type	Rated current not printed on front	7.0 A	4404.0027
Threaded-neck type	Rated current not printed on front	8.0 A	4404.0021
Threaded-neck type	Rated current not printed on front	10.0 A	4404.0022
Threaded-neck type	Rated current not printed on front	12.0 A	4404.0023
Threaded-neck type	Rated current not printed on front	14.0 A	4404.0026
Threaded-neck type	Rated current not printed on front	15.0 A	4404.0028
Threaded-neck type	Rated current not printed on front	16.0 A	4404.0024

Availability for all products can be searched real-time:http://www.schurter.com/en/Stock-Check/Stock-Check-SCHURTER

Packaging Unit 100 Pcs

13.04.2015

The specifications, descriptions and illustrations indicated in this document are based on current information. All content is subject to modifications and amendments. Information furnished is believed to be accurate and reliable. However, users should independently evaluate the suitability and test each product selected for their own applications.